



US00D875650S

(12) **United States Design Patent**
Chen

(10) **Patent No.:** **US D875,650 S**

(45) **Date of Patent:** **** Feb. 18, 2020**

(54) **TIRE**

(71) Applicant: **CHENG SHIN RUBBER (XIAMEN) IND. LTD.**, Xiamen, Fujian (CN)

(72) Inventor: **Shiu-hsiung Chen**, Xiamen (CN)

(73) Assignee: **CHENG SHIN RUBBER (XIAMEN) IND. LTD.**, Xiamen (CN)

(**) Term: **15 Years**

(21) Appl. No.: **29/647,050**

(22) Filed: **May 9, 2018**

(30) **Foreign Application Priority Data**

Nov. 27, 2017 (CN) 2017 3 0590367

(51) **LOC (12) Cl.** **12-15**

(52) **U.S. Cl.**
USPC **D12/579**

(58) **Field of Classification Search**
USPC D12/579, 592, 593, 594, 596, 597, 600,
D12/601, 602, 603, 605
CPC B60C 11/01; B60C 11/11
See application file for complete search history.

(56) **References Cited**

U.S. PATENT DOCUMENTS

D700,130 S * 2/2014 Chen D12/579
D763,177 S * 8/2016 Chen D12/579

D766,167 S * 9/2016 Chen D12/579
D773,381 S * 12/2016 Chen D12/544
D810,671 S * 2/2018 Chen D12/579
D837,135 S * 1/2019 Thornburg D12/579
D859,298 S * 9/2019 Geng D12/579

* cited by examiner

Primary Examiner — Robert M. Spear

(74) *Attorney, Agent, or Firm* — Rabin & Berdo, P.C.

(57) **CLAIM**

The ornamental design for a tire, as shown.

DESCRIPTION

FIG. 1. is a front view of an tire showing my new design thereof;

FIG. 2. is a rear view thereof,

FIG. 3. is a left side view thereof;

FIG. 4. is a right side view thereof;

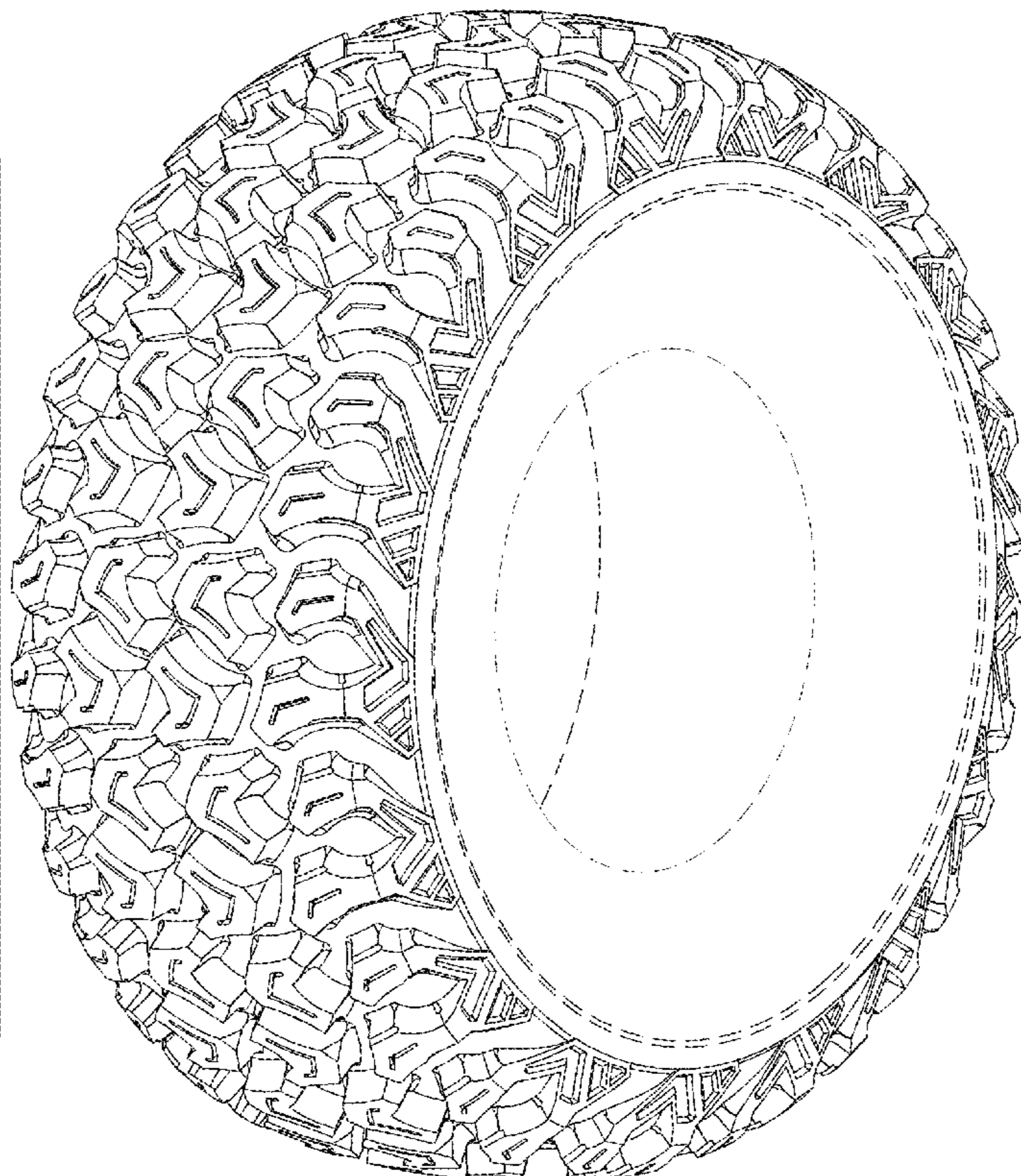

FIG. 5. is a top plan view thereof;

FIG. 6. is a bottom plan view thereof; and,

FIG. 7. is a perspective view thereof.

The outermost broken line visible in FIGS. 3, 4 and 7 represents a claim boundary. All broken lines in the drawings depict environment and form no part of the claim.

1 Claim, 7 Drawing Sheets






Fig. 1

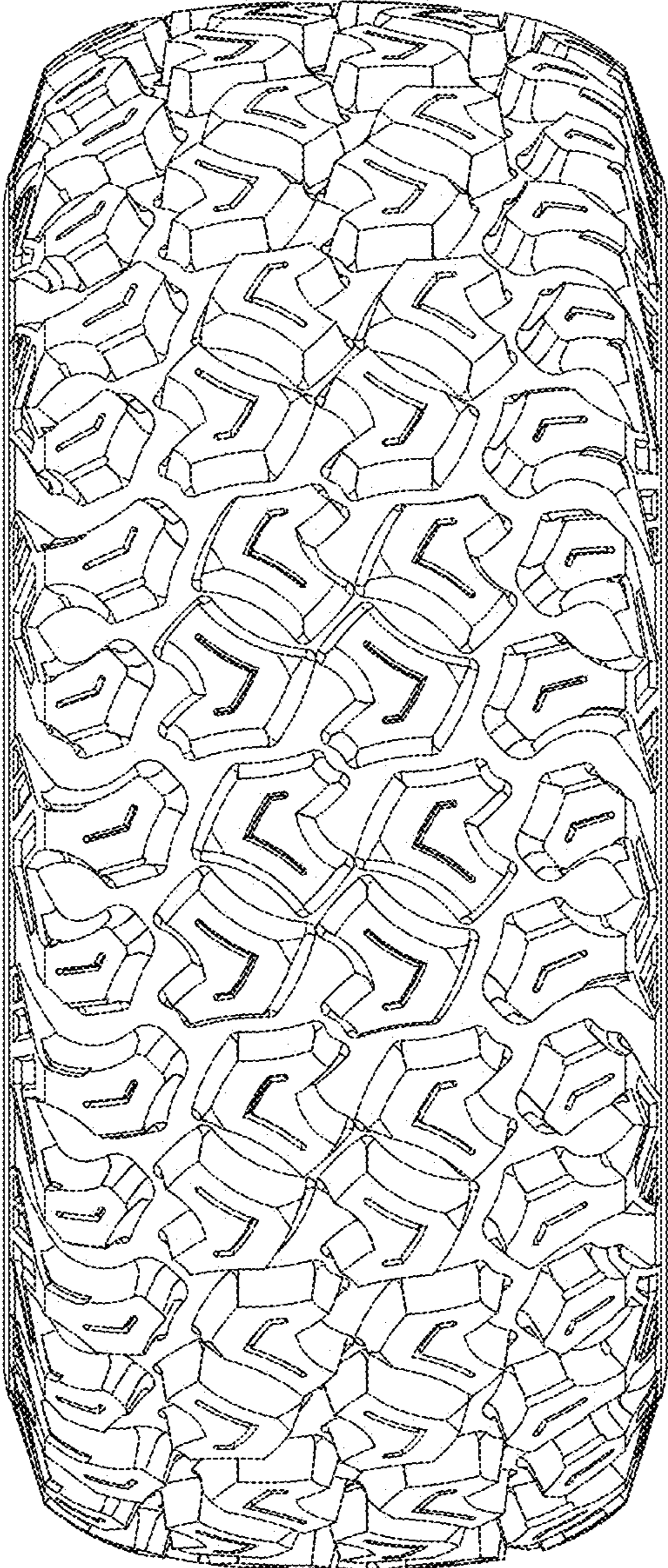


Fig. 2




Fig. 3




Fig. 4




Fig. 5




Fig. 6

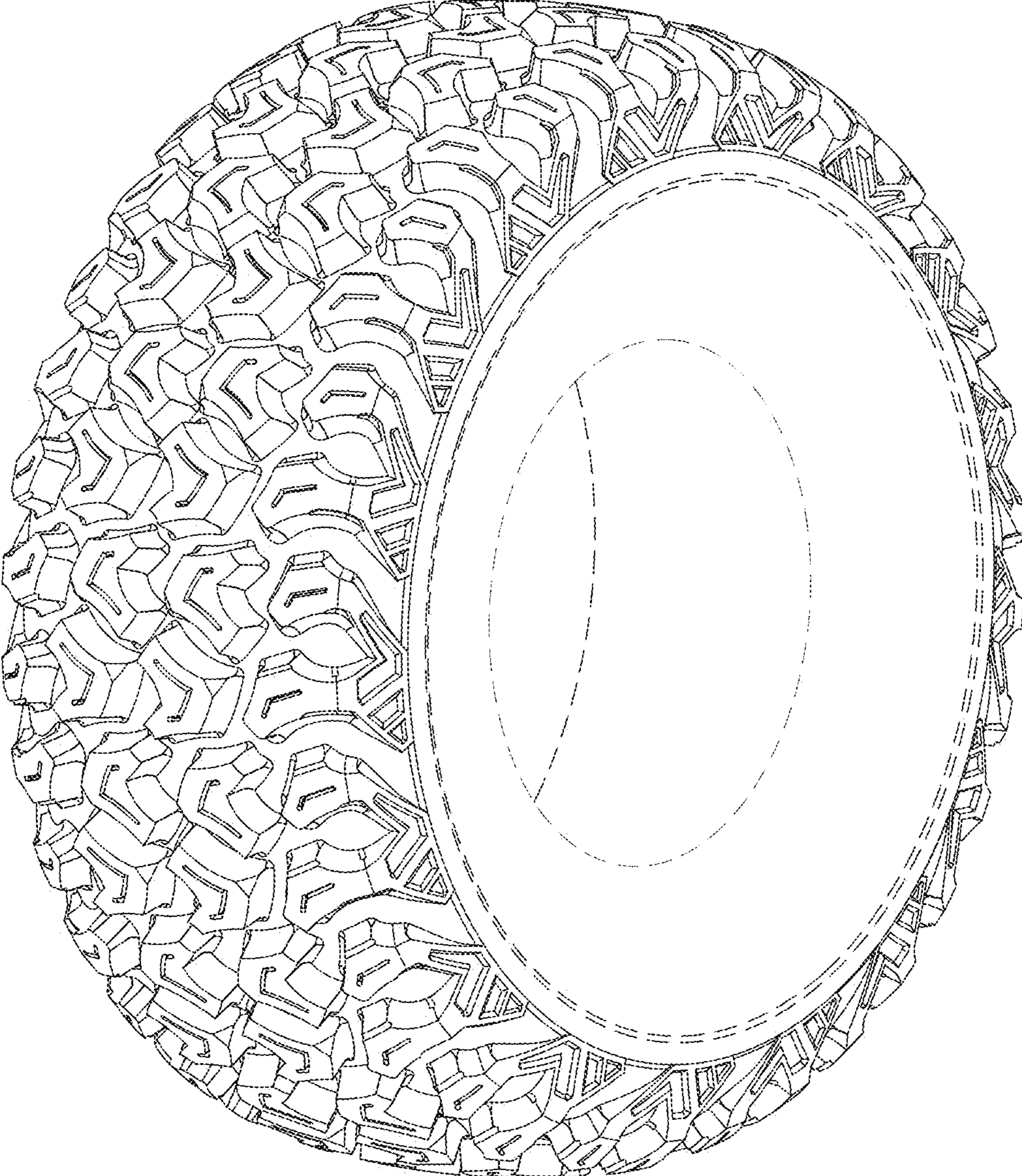


Fig. 7