



US00D875646S

(12) **United States Design Patent** (10) **Patent No.:** **US D875,646 S**
Oki (45) **Date of Patent:** **** Feb. 18, 2020**

(54) **MOTORCYCLE TIRE**

FOREIGN PATENT DOCUMENTS

(71) Applicant: **BRIDGESTONE CORPORATION**,
Chuo-ku, Tokyo (JP)

JP 1459393 S 1/2013
JP 1596062 S 1/2018
JP 1596283 S 1/2018

(72) Inventor: **Hiroyuki Oki**, Tokyo (JP)

OTHER PUBLICATIONS

(73) Assignee: **BRIDGESTONE CORPORATION**,
Chu-ku, Tokyo (JP)

HC2900223400, Maxxis Motorcycle Tire Catalog, (Daytona Corporation), May 26, 2017, Retrieved from the Known Design Database of the Japan Patent Office using Internet, <URL: https://www.j-platpat.inpit.go.jp/web/ishou/dpdj/DPDJ_GM301_Detailed.action>.

(**) Term: **15 Years**

(21) Appl. No.: **29/670,651**

(Continued)

(22) Filed: **Nov. 19, 2018**

Primary Examiner — George D. Kirschbaum

Assistant Examiner — Joseph J Kukella

(30) **Foreign Application Priority Data**

(74) *Attorney, Agent, or Firm* — Kenja IP Law PC

Jun. 8, 2018 (JP) 2018-012635

(51) **LOC (12) Cl.** **12-15**

(57) **CLAIM**

(52) **U.S. Cl.**
USPC **D12/536**

The ornamental design for a motorcycle tire, as shown and described.

(58) **Field of Classification Search**
USPC D12/533-567
CPC B60C 11/0306; B60C 11/0311; B60C 2011/0339; B60C 2011/0341; B60C 2011/0358; B60C 2011/0374; B60C 2011/0381; B60C 2200/00; B60C 2200/10

DESCRIPTION

See application file for complete search history.

FIG. 1 is a perspective view of a motorcycle tire showing my new design;
FIG. 2 is a front view thereof;
FIG. 3 is a top view thereof;
FIG. 4 is a right side view thereof;
FIG. 5 is a left side view thereof;
FIG. 6 is a fragmentary enlarged front view;
FIG. 7 is an end view taken along line 7-7 in FIG. 6; and,
FIG. 8 is an end view taken along line 8-8 in FIG. 6.

(56) **References Cited**

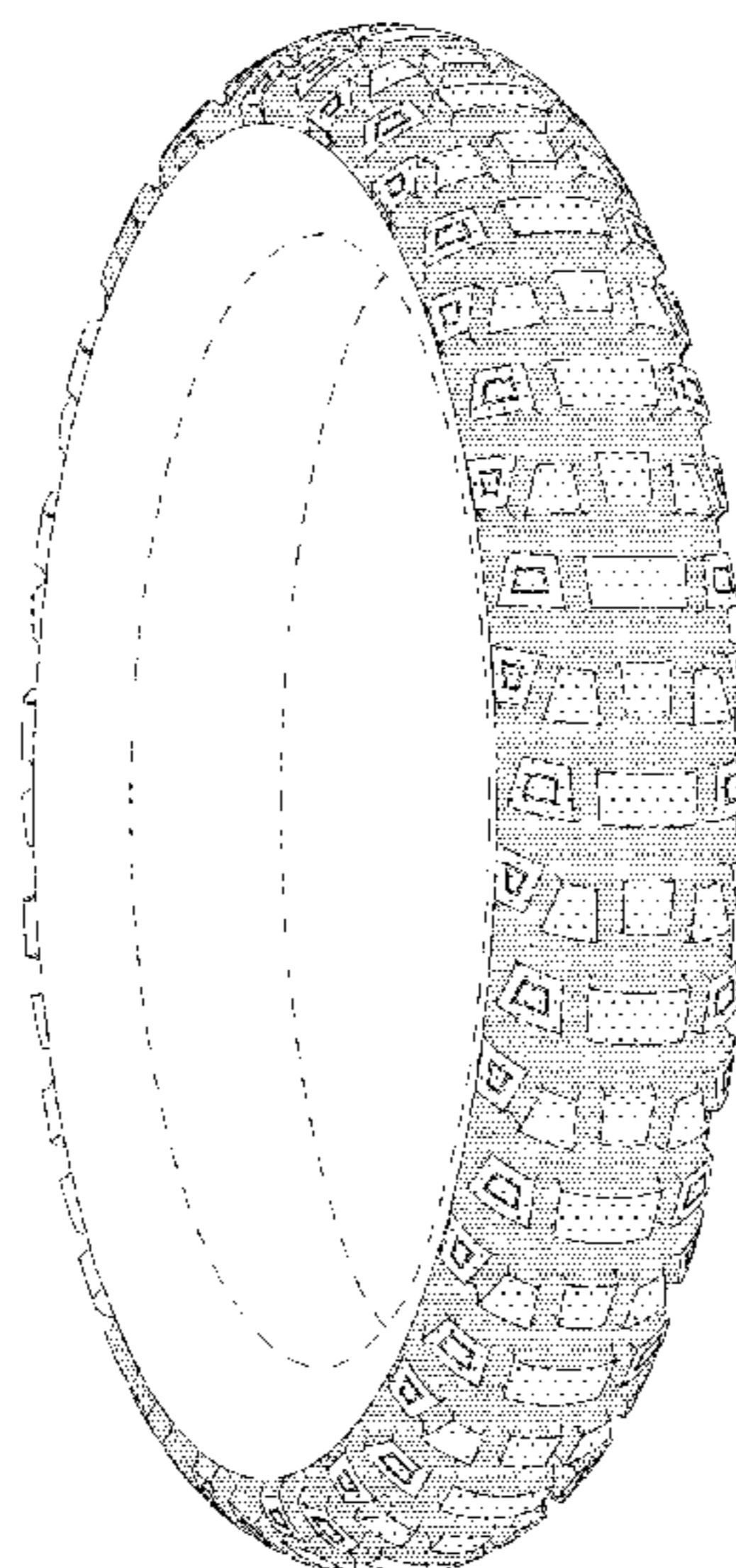
U.S. PATENT DOCUMENTS

D391,532 S * 3/1998 Lo D12/536
D670,233 S * 11/2012 Hikita D12/536
D678,180 S * 3/2013 Hikita D12/536
D681,544 S * 5/2013 Ito D12/536
D685,722 S * 7/2013 Hikita D12/536
D717,236 S 11/2014 Larregain
D724,006 S * 3/2015 Kato D12/535
D746,762 S * 1/2016 Sueishi D12/536

Broken lines shown in the drawings are intended to show portions of the motorcycle tire that are not being claimed, and thus illustrative purpose only and form no part of the claimed design. The light stippled surface shading represents the surface of the tire tread, and the dark stippled surface shading represents the recessed portion of the tread grooves, having the depth as shown in FIGS. 7 and 8.

(Continued)

1 Claim, 8 Drawing Sheets



(56)

References Cited

U.S. PATENT DOCUMENTS

D747,679 S * 1/2016 Miwa D12/536
D777,647 S * 1/2017 Oba D12/536
D845,217 S * 4/2019 Oki D12/536
D859,293 S * 9/2019 Lo D12/536

OTHER PUBLICATIONS

HJ2706368600, Website <URL: http://www.michelin.co.jp/Home/News-Promotions/News/20160225_2>, (Nihon Michelin Tire Co., Ltd.), Mar. 25, 2016, [database online], [retrieved on Mar. 2, 2016], Retrieved from the Known Design Database of the Japan Patent Office using Internet, <URL: https://www.j-platpat.inpit.go.jp/web/ishou/dpdj/DPDJ_GM301_Detailed.action>.

* cited by examiner

FIG. 1

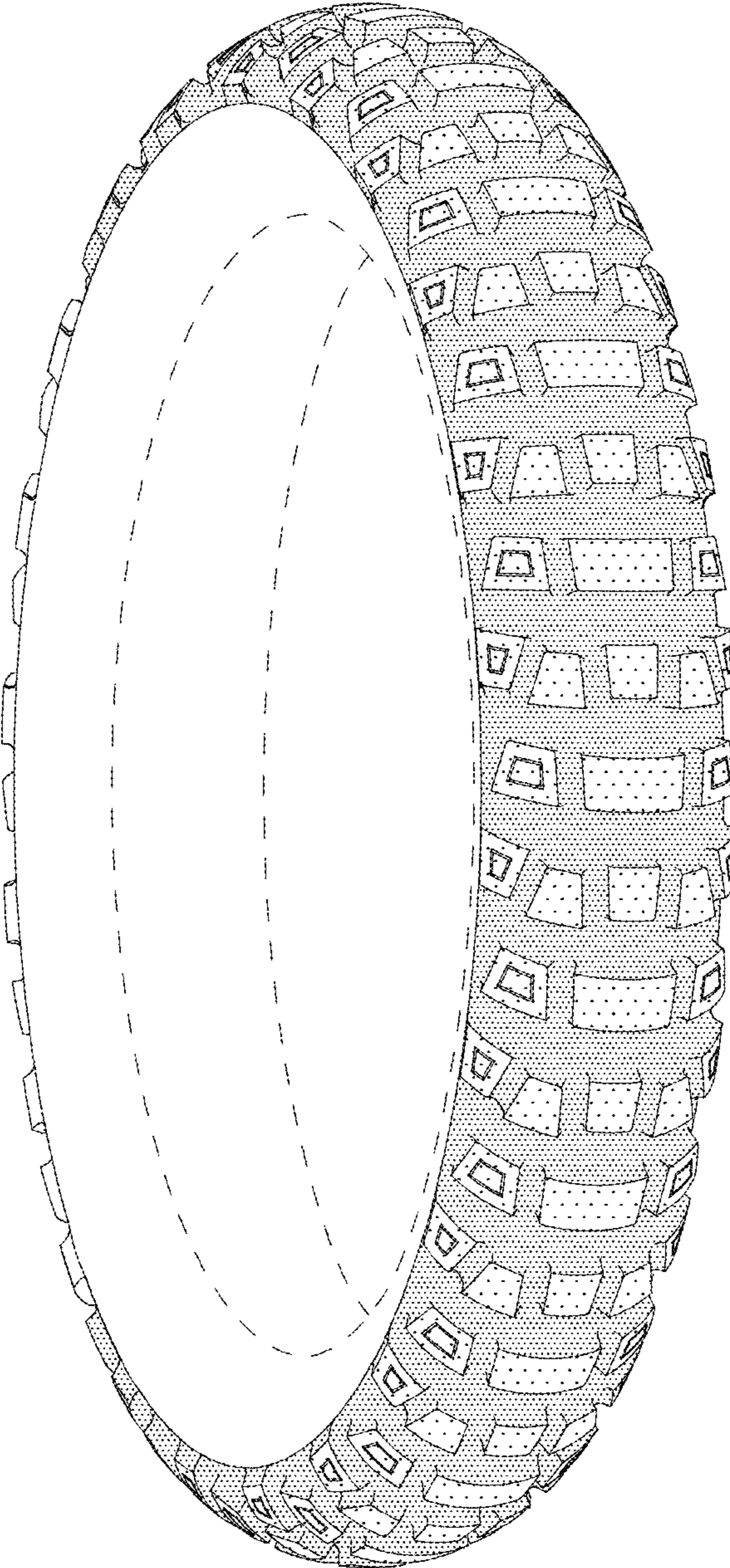


FIG. 2

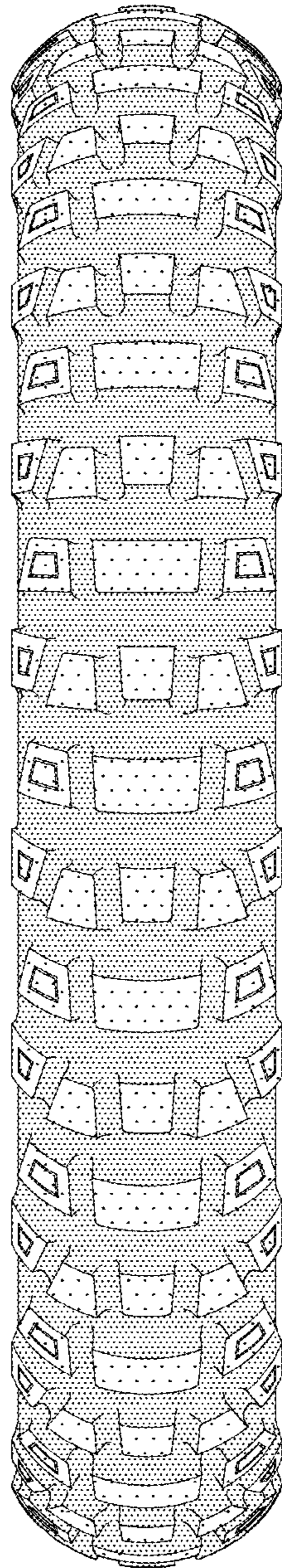


FIG. 3

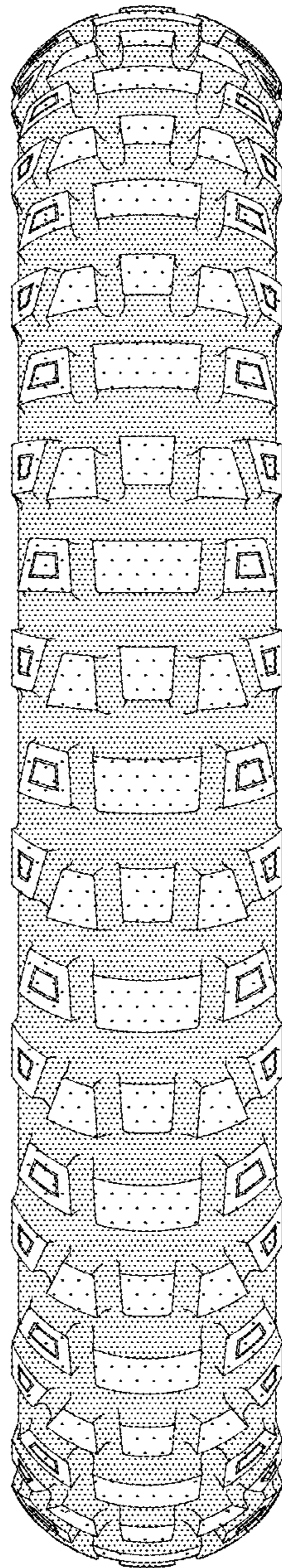


FIG. 4

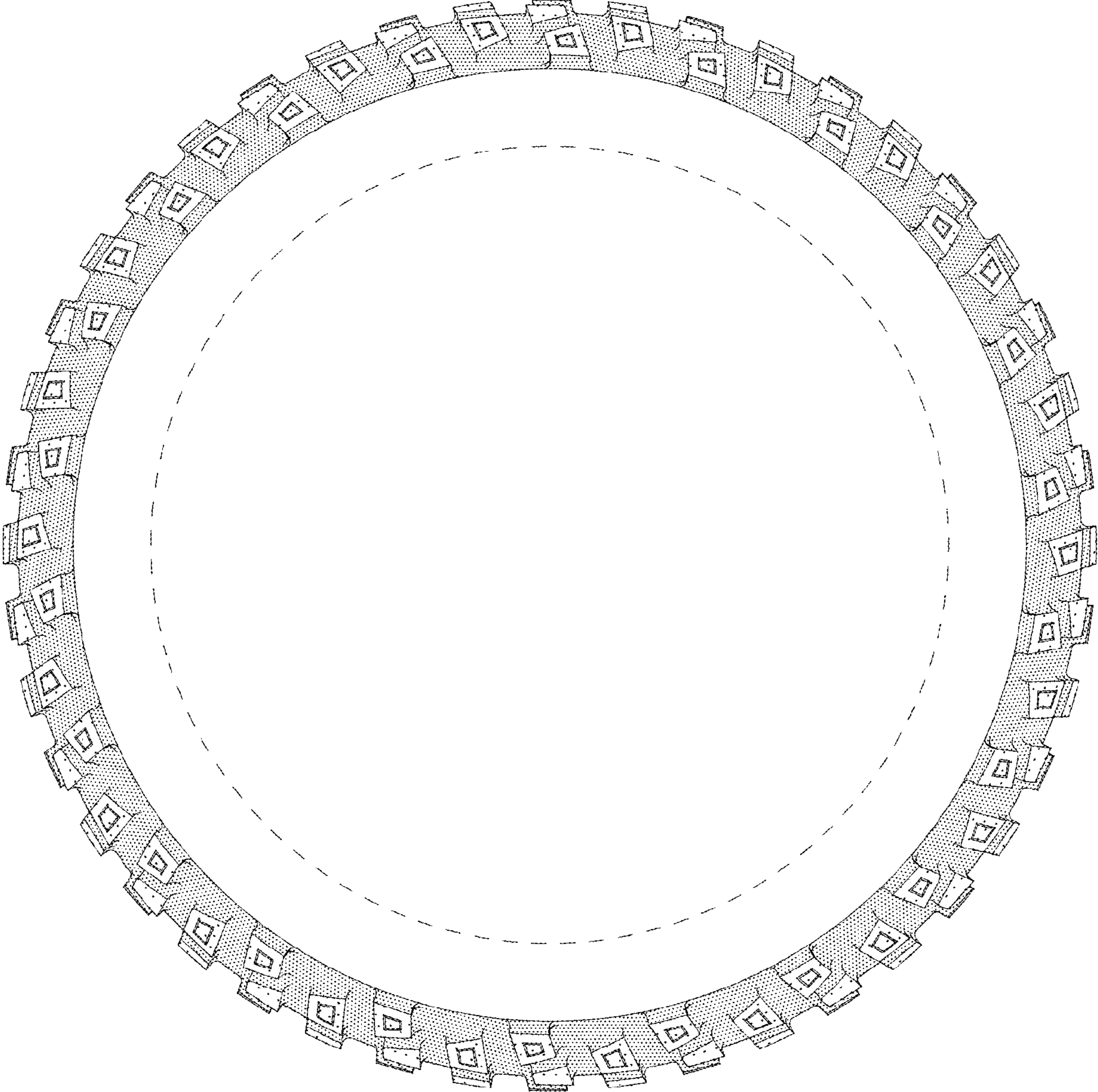


FIG. 5




FIG. 6

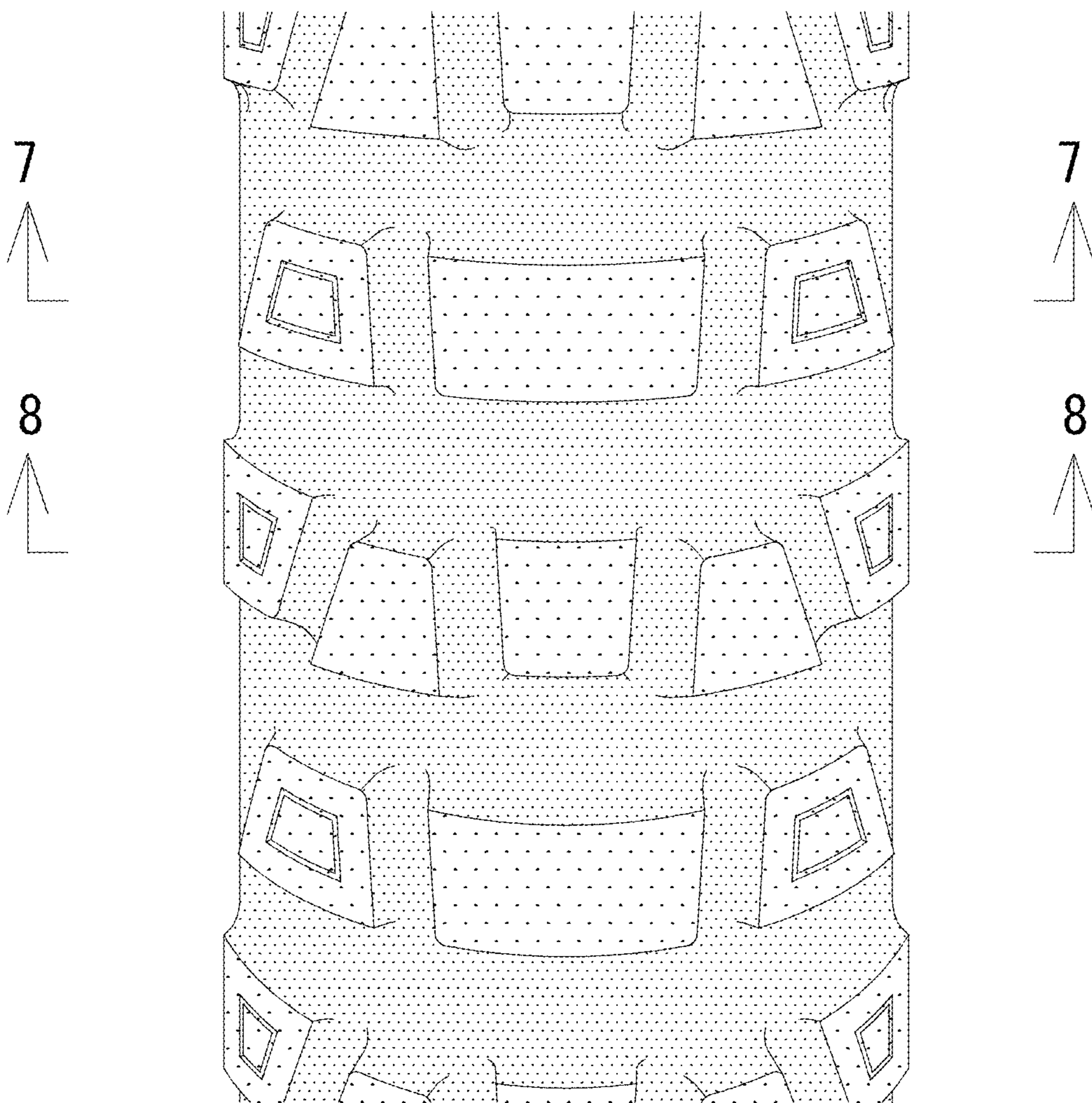


FIG. 7

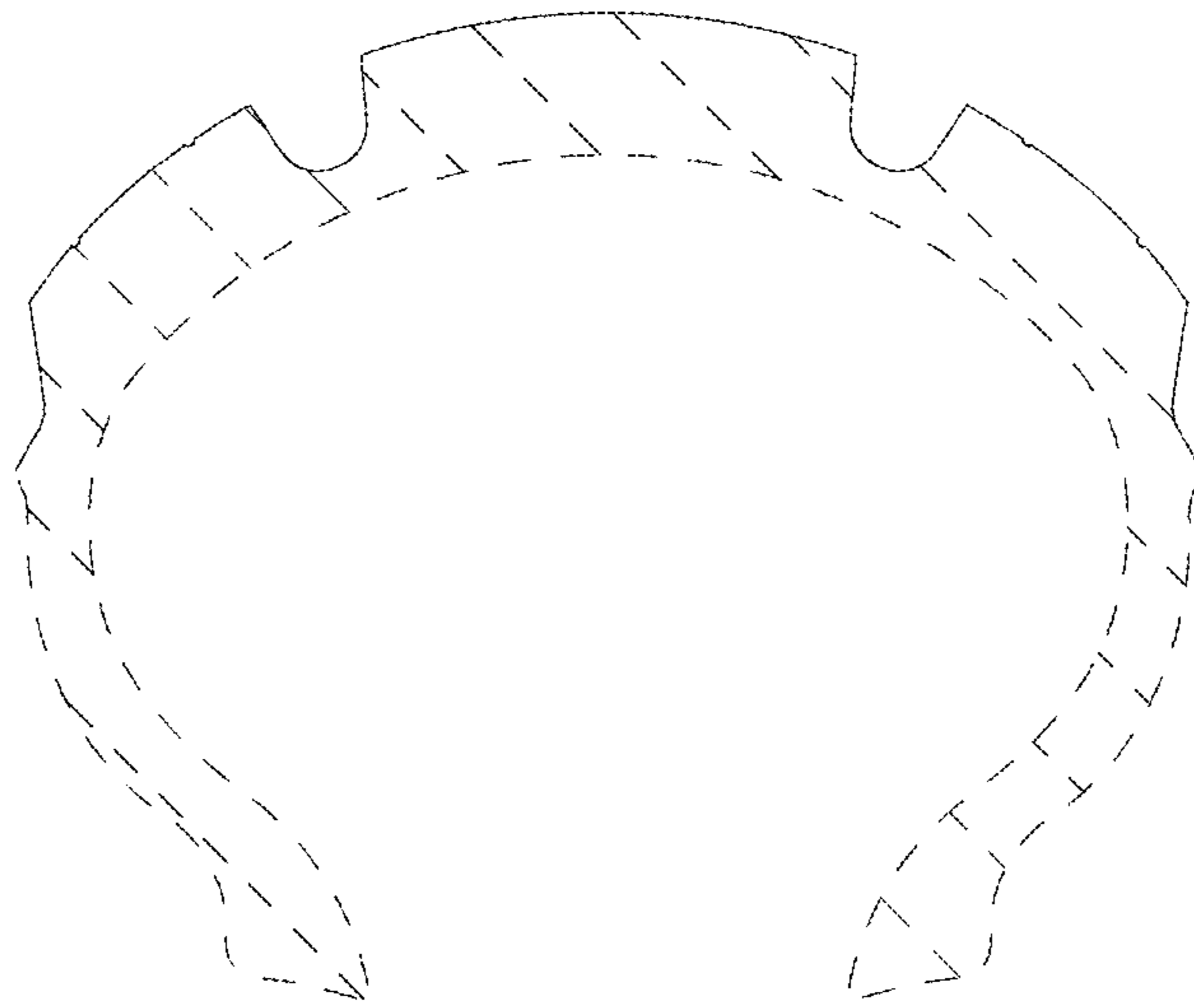


FIG. 8

