



US00D875638S

(12) **United States Design Patent**
Johnson

(10) **Patent No.:** **US D875,638 S**

(45) **Date of Patent:** **** Feb. 18, 2020**

(54) **MOTOR VEHICLE WHEEL**

(71) Applicant: **Diablo Racing Inc.**, Irwindale, CA (US)

(72) Inventor: **Kelly Johnson**, Placentia, CA (US)

(73) Assignee: **Diablo Racing Inc.**, Irwindale, CA (US)

(**) Term: **15 Years**

(21) Appl. No.: **29/675,402**

(22) Filed: **Dec. 31, 2018**

(51) **LOC (12) Cl.** **12-16**

(52) **U.S. Cl.**
USPC **D12/209**

(58) **Field of Classification Search**
USPC D12/204–213
CPC B60B 7/00; B60B 7/02; B60B 7/04; B60B 7/01; B60B 7/06; B60B 3/02; B60B 3/04; B60B 3/06; B60B 3/10; B60B 1/00; B60B 1/08; B60B 1/10; B60B 1/12
See application file for complete search history.

(56) **References Cited**

U.S. PATENT DOCUMENTS

D460,942 S *	7/2002	Lee	D12/211
D499,058 S	11/2004	Iwauchi		
D516,990 S *	3/2006	Schweizer	D12/211
D548,166 S *	8/2007	Young	D12/211
D576,096 S *	9/2008	Chung	D12/211
D584,673 S	1/2009	Chung		
D593,017 S *	5/2009	Antoniadis	D12/209
D633,847 S *	3/2011	Johnson	D12/211
D651,956 S	1/2012	Ectors		
D656,447 S *	3/2012	Johnson	D12/211

D657,298 S *	4/2012	Lee	D12/211
D686,135 S	7/2013	Borkert		
D688,189 S *	8/2013	Alfonso	D12/211
D689,004 S *	9/2013	Jallad	D12/211
D695,672 S *	12/2013	Cortes	D12/211
D697,007 S	1/2014	Pollmann		
D714,207 S *	9/2014	Kim	D12/211
D717,710 S *	11/2014	Chung	D12/211
D726,627 S *	4/2015	Chung	D12/211
D748,035 S *	1/2016	Wagener	D12/211
D765,573 S *	9/2016	Johnson	D12/211
D795,153 S *	8/2017	Peat	D12/211
D797,029 S *	9/2017	Chung	D12/211
D830,932 S *	10/2018	Zhao	D12/209
D840,899 S *	2/2019	Chung	D12/211
D845,857 S *	4/2019	Han	D12/209
D847,721 S *	5/2019	Chung	D12/211
D849,650 S *	5/2019	Khachatryan	D12/209
D858,416 S *	9/2019	Dewitt	D12/211

* cited by examiner

Primary Examiner — Stacia A Cadmus

(74) *Attorney, Agent, or Firm* — Phil IP Law Group; Narek Zohrabyan

(57) **CLAIM**

The ornamental design for an motor vehicle wheel, as shown and described.

DESCRIPTION




FIG. 1—Top, front, right side perspective view of a motor vehicle wheel;

FIG. 2—Front elevation view; and,

FIG. 3—Top plan view.

The broken lines shown are included for the purpose of illustrating the unclaimed portions of the motor vehicle wheel and form no part of the claim.

1 Claim, 3 Drawing Sheets






FIG. 1



FIG. 2




FIG. 3