



US00D875637S

(12) **United States Design Patent**
Jia et al.

(10) **Patent No.:** **US D875,637 S**

(45) **Date of Patent:** **** Feb. 18, 2020**

(54) **VEHICLE WHEEL**

(71) Applicant: **DICASTAL NORTH AMERICA, INC.**, Greenville, MI (US)

(72) Inventors: **Congshan Jia**, Greenville, MI (US);
Ling Dong, Greenville, MI (US)

(73) Assignee: **DICASTAL NORTH AMERICA, INC.**, Greenville, MI (US)

(**) Term: **15 Years**

(21) Appl. No.: **29/667,294**

(22) Filed: **Oct. 19, 2018**

(51) **LOC (12) Cl.** **12-16**

(52) **U.S. Cl.**
USPC **D12/209**

(58) **Field of Classification Search**
USPC D12/204-213
CPC B60B 7/00; B60B 7/02; B60B 7/04; B60B 7/01; B60B 7/06; B60B 3/02; B60B 3/04; B60B 3/06; B60B 3/10; B60B 1/00; B60B 1/08; B60B 1/10; B60B 1/12
See application file for complete search history.

(56) **References Cited**

U.S. PATENT DOCUMENTS

D672,303 S	*	12/2012	Roura	D12/209
D684,516 S	*	6/2013	Bennion	D12/209
D700,565 S	*	3/2014	Gonzalez	D12/209
D740,197 S	*	10/2015	Valencia Pollex	D12/209

D751,016 S	*	3/2016	Valencia Pollex	D12/209
D781,761 S	*	3/2017	Lee	D12/209
D790,423 S	*	6/2017	Valencia Pollex	D12/209
D790,426 S	*	6/2017	Valencia Pollex	D12/209
D796,408 S	*	9/2017	Valencia Pollex	D12/209
D798,213 S	*	9/2017	Valencia Pollex	D12/209
D803,131 S	*	11/2017	Bridan	D12/209
D804,387 S	*	12/2017	Zhao	D12/209
D813,781 S	*	3/2018	Valencia Pollex	D12/209
D815,006 S	*	4/2018	Valencia Pollex	D12/209
D825,432 S	*	8/2018	Trim	D12/211
D839,171 S	*	1/2019	Hodges	D12/209
D842,194 S	*	3/2019	Han	D12/209
D848,343 S	*	5/2019	Chan	D12/209
D853,304 S	*	7/2019	Pollex	D12/209
D857,599 S	*	8/2019	Trim	D12/211
D859,266 S	*	9/2019	Valencia Pollex	D12/209

* cited by examiner

Primary Examiner — Stacia A Cadmus

(74) *Attorney, Agent, or Firm* — Brooks Kushman P.C.

(57) **CLAIM**

The ornamental design for a vehicle wheel, as shown and described.

DESCRIPTION

FIG. 1 is a perspective view of a vehicle wheel according to our design;
FIG. 2 is a front view of the vehicle wheel; and,
FIG. 3 is a left side view of the vehicle wheel, with the right side view being a mirror image of the left side view. The top and bottom views are the same as the side views.

1 Claim, 3 Drawing Sheets







FIG. 1



FIG. 2




FIG. 3