



US00D875626S

(12) **United States Design Patent** (10) **Patent No.:** **US D875,626 S**
Burki (45) **Date of Patent:** **** Feb. 18, 2020**

(54) **FRONT BUMPER FOR MOTOR VEHICLE**

D695,655 S	12/2013	Kawasaki
D711,792 S	8/2014	Tsuchida
D797,618 S	9/2017	Suzuki
D812,527 S	3/2018	Perkins
D812,528 S	3/2018	Nakamura
D824,821 S	8/2018	Nakamura
D841,533 S	2/2019	Imai
D865,584 S	* 11/2019	Burki D12/169

(71) Applicant: **Dr. Ing. h.c. F. Porsche**
Aktiengesellschaft, Stuttgart (DE)

(72) Inventor: **Emiel Burki, Stuttgart (DE)**

(73) Assignee: **Dr. Ing. h.c. F. Porsche**
Aktiengesellschaft (DE)

(**) Term: **15 Years**

(21) Appl. No.: **29/708,490**

(22) Filed: **Oct. 7, 2019**

Related U.S. Application Data

(63) Continuation of application No. 29/621,321, filed on Oct. 6, 2017, now abandoned.

(30) **Foreign Application Priority Data**

Apr. 7, 2017 (DE) 40 2017 100 469

(51) **LOC (12) Cl.** **12-16**

(52) **U.S. Cl.**
USPC **D12/169**

(58) **Field of Classification Search**
USPC D12/169, 164, 196, 171, 163, 86, 90-92;
293/102, 113, 115, 117, 120; 296/180.1,
296/180.2
CPC B60R 19/02; B60R 19/04; B62D 25/08
See application file for complete search history.

(56) **References Cited**

U.S. PATENT DOCUMENTS

D647,438 S	10/2011	Nemoto
D689,801 S	9/2013	Son

OTHER PUBLICATIONS

Design U.S. Appl. No. 29/621,317, by Burki, filed Oct. 6, 2017.

* cited by examiner

Primary Examiner — Melody N Brown
(74) *Attorney, Agent, or Firm* — RatnerPrestia

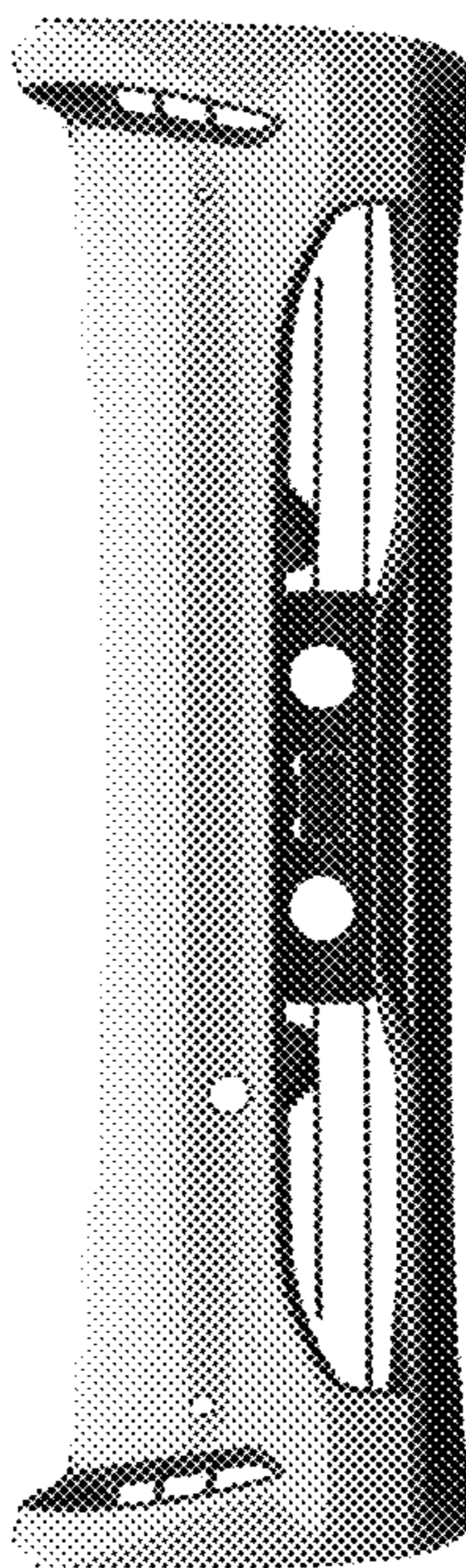
(57) **CLAIM**

The ornamental design for a front bumper for motor vehicle, as shown and described.

DESCRIPTION

FIG. 1 is a right side perspective view of a front bumper for motor vehicle showing my new design; FIG. 2 is a front elevation view thereof; FIG. 3 is a right side elevation view thereof; FIG. 4 is a left side elevation view thereof; and, FIG. 5 is a top plan view thereof. The color black indicates color contrast. The broken lines immediately adjacent the shaded areas represent the bounds of the claimed design while all other broken lines are directed to environment and are for illustrative purposes only; the broken lines form no part of the claimed design.

1 Claim, 4 Drawing Sheets






FIG. 1

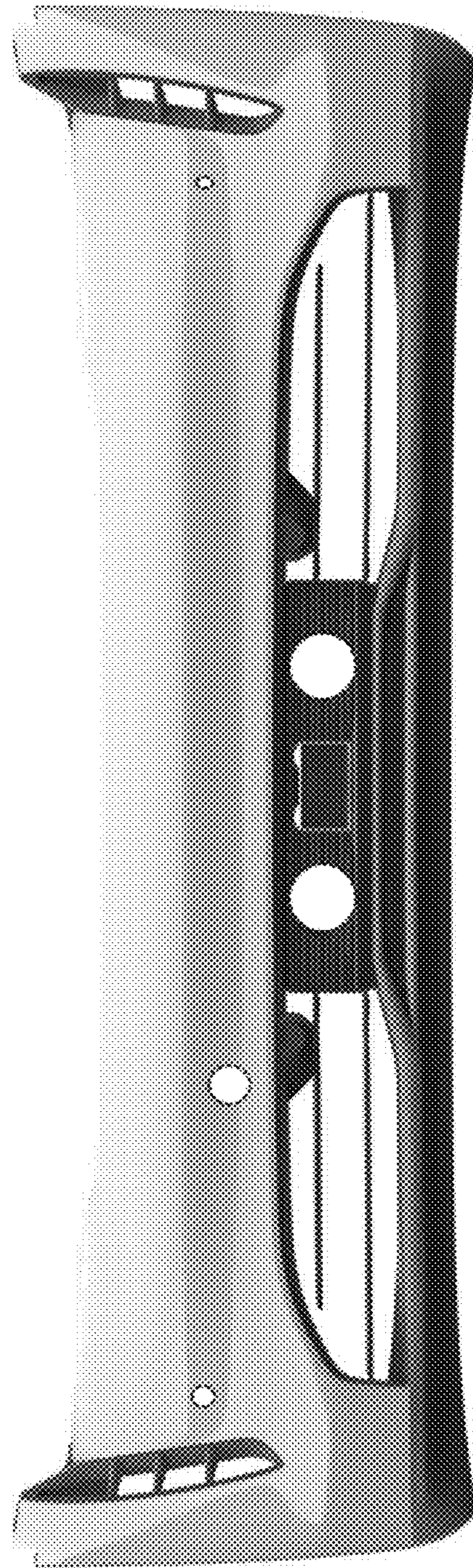


FIG. 2




FIG. 3




FIG. 4

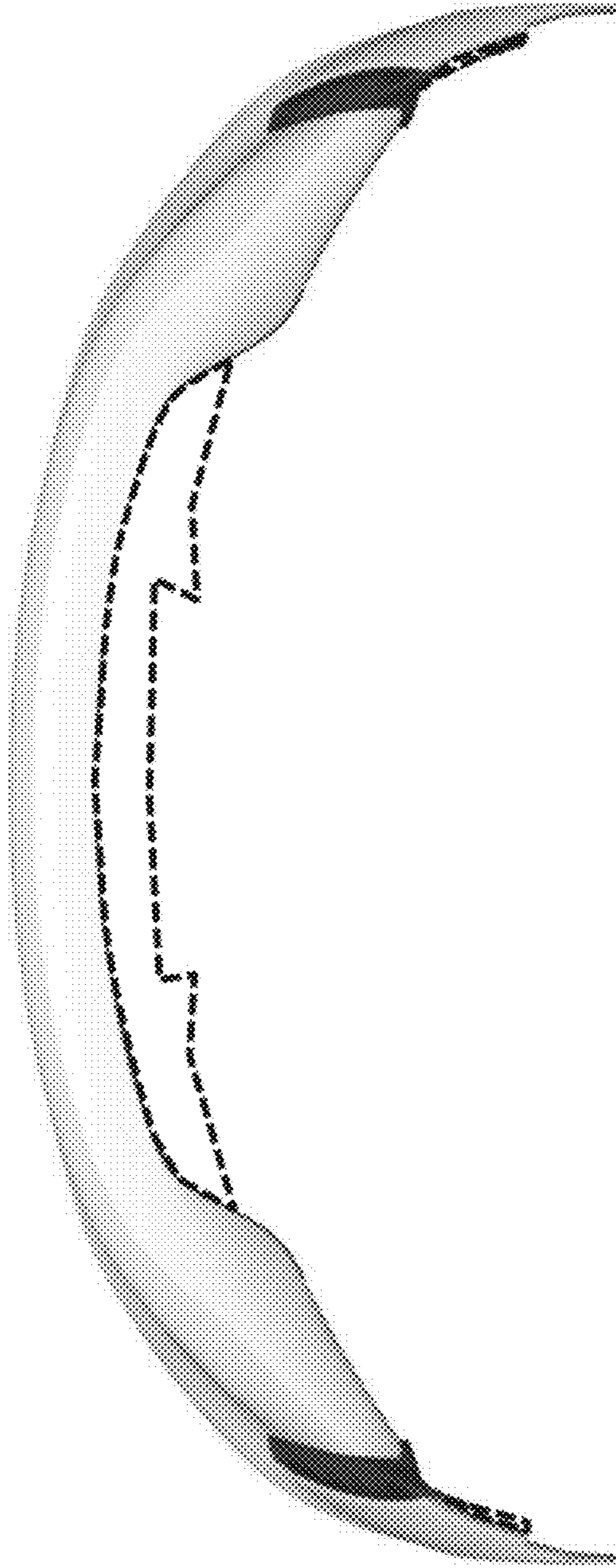


FIG. 5