



US00D875621S

(12) **United States Design Patent** (10) **Patent No.:** **US D875,621 S**
Messale et al. (45) **Date of Patent:** **** Feb. 18, 2020**

(54) **VEHICLE FRONT LOWER GRILLE**
(71) Applicant: **Ford Global Technologies, LLC**,
Dearborn, MI (US)
(72) Inventors: **Claudio Messale**, Cologne (DE); **Kevin George**, Canton, MI (US); **Raffaele Gerace**, Langdon Hills (GB)
(73) Assignee: **Ford Global Technologies, LLC**,
Dearborn, MI (US)
(**) Term: **15 Years**
(21) Appl. No.: **29/640,765**
(22) Filed: **Mar. 16, 2018**
(51) **LOC (12) Cl.** **12-16**
(52) **U.S. Cl.**
USPC **D12/163**
(58) **Field of Classification Search**
USPC D12/163, 164, 165, 166, 167, 168, 169,
D12/170, 171, 172, 173, 181
CPC B60K 11/08; B62L 39/16; B60R 19/50;
B62D 25/08
See application file for complete search history.

(56) **References Cited**
U.S. PATENT DOCUMENTS
D307,124 S * 4/1990 Hayashi D12/163
D379,467 S * 5/1997 Martin D15/89
7,147,079 B2 * 12/2006 Brun B60H 1/00357
180/309
D593,460 S * 6/2009 Schiavone D12/163
D680,921 S * 4/2013 Jara D12/163
D692,804 S * 11/2013 Song D12/163
D698,704 S * 2/2014 Rupa D12/163
D701,804 S * 4/2014 Campbell D12/169
D754,571 S * 4/2016 Boniface D12/163

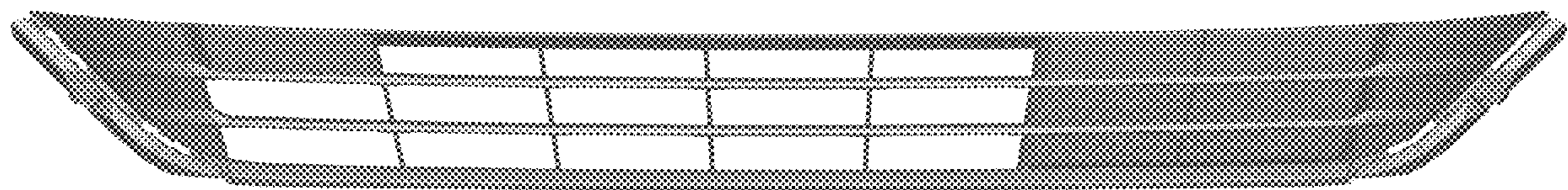
D769,778 S * 10/2016 Messale D12/163
D780,644 S * 3/2017 Kim D12/163
D786,743 S * 5/2017 Smith D12/163
D787,988 S * 5/2017 Lee D12/163
D788,656 S * 6/2017 Svensson D12/163
D791,653 S * 7/2017 Svensson D12/163
9,821,754 B2 * 11/2017 Farooq B60R 19/12
D805,968 S * 12/2017 Piscitelli D12/163
D806,616 S * 1/2018 Granlund D12/163
D813,732 S * 3/2018 Whitla D12/163
D815,994 S * 4/2018 Nakamura D12/163
D823,179 S * 7/2018 Platto D12/163
D824,812 S * 8/2018 Loeb D12/163
D825,403 S * 8/2018 Whitla D12/163
D827,510 S * 9/2018 Kim D12/163
D827,511 S * 9/2018 Woodhouse D12/163
D827,513 S * 9/2018 Gueler D12/163
D830,918 S * 10/2018 Kozub D12/163
D831,545 S * 10/2018 Smock D12/163

* cited by examiner
Primary Examiner — Susan Bennett Hattan
Assistant Examiner — Suzanne E Tisdell

(57) **CLAIM**
The ornamental design for a vehicle front lower grille, as shown and described.

DESCRIPTION
FIG. 1 is a front elevational view of a vehicle front lower grille, showing our new design;
FIG. 2 is a left side elevational view thereof;
FIG. 3 is a right side elevational view thereof;
FIG. 4 is a top plan view thereof;
FIG. 5 is a bottom plan view thereof;
FIG. 6 is a top, front, and left side perspective view thereof;
and,
FIG. 7 is a bottom, front, and left side perspective view thereof.

1 Claim, 7 Drawing Sheets






Fig. 1

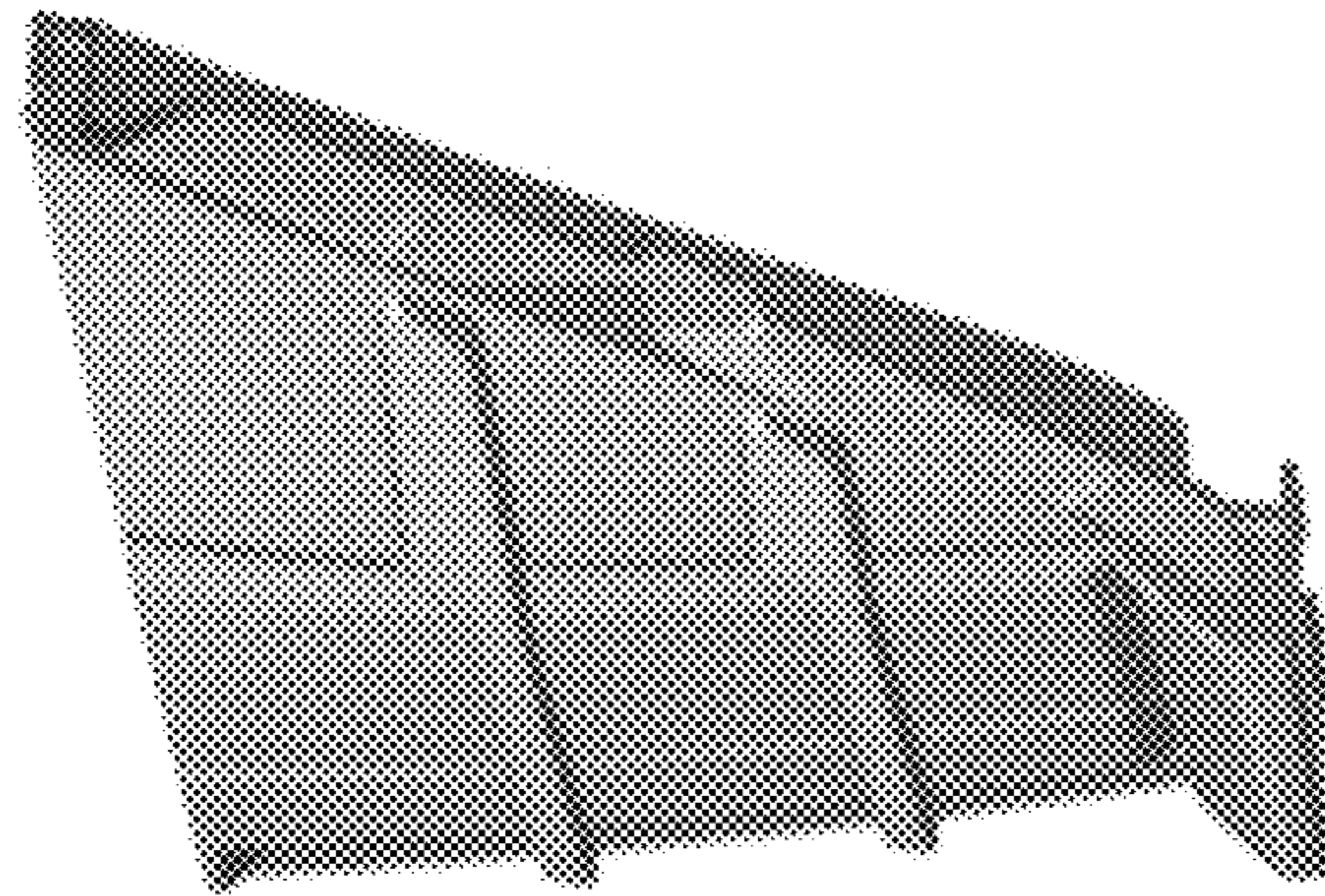


Fig. 2

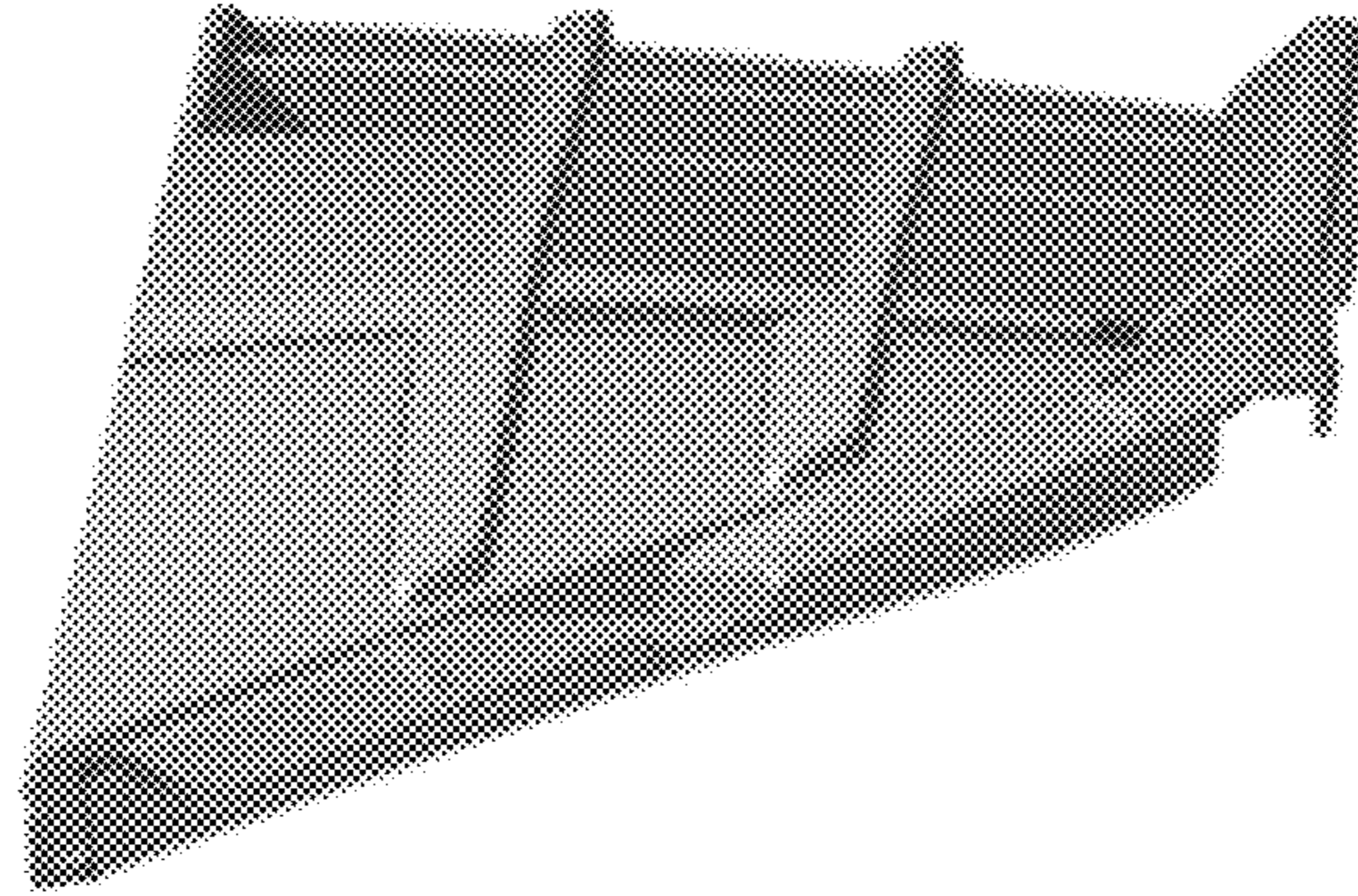


Fig. 3

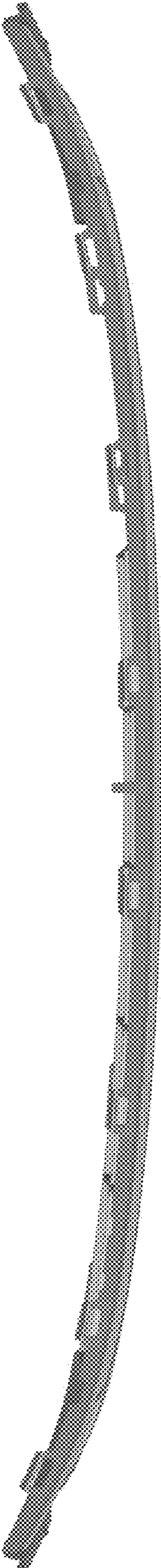


Fig. 4




Fig. 5




Fig. 6




Fig. 7