



US00D875611S

(12) **United States Design Patent** (10) **Patent No.:** **US D875,611 S**  
**Trim et al.** (45) **Date of Patent:** **\*\* Feb. 18, 2020**

(54) **VEHICLE**

(71) Applicant: **Jaguar Land Rover Limited**, Whitley, Coventry (GB)

(72) Inventors: **James Trim**, Coventry (GB); **Cesar Pieri**, Coventry (GB)

(73) Assignee: **Jaguar Land Rover Limited**, Whitley, Coventry (GB)

(\*\*) Term: **15 Years**

(21) Appl. No.: **29/677,465**

(22) Filed: **Jan. 21, 2019**

**Related U.S. Application Data**

(62) Division of application No. 29/605,317, filed on May 25, 2017, now Pat. No. Des. 840,275.

(51) **LOC (12) Cl.** ..... **12-08**

(52) **U.S. Cl.**  
USPC ..... **D12/92**

(58) **Field of Classification Search**  
USPC ..... D12/86, 90-92, 88; D21/424, 433, 434, D21/533; 296/181.1-181.5, 183.1  
CPC ..... B62D 25/00; B62D 25/06; B62D 33/00; B62D 35/00

See application file for complete search history.

(56) **References Cited**

**U.S. PATENT DOCUMENTS**

D718,188 S	*	11/2014	Wheel	.....	D12/91
D735,610 S	*	8/2015	Wheel	.....	D12/91
D750,531 S	*	3/2016	Watkins	.....	D12/91
D750,532 S	*	3/2016	Frascella	.....	D12/91
D774,417 S	*	12/2016	Watkins	.....	D12/91
D805,959 S	*	12/2017	Wheel	.....	D12/91
D805,960 S	*	12/2017	Wheel	.....	D12/91

(Continued)

Primary Examiner — Melody N Brown

(74) *Attorney, Agent, or Firm* — Wood Herron & Evans LLP

(57) **CLAIM**

The ornamental design for a vehicle, as shown and described.

**DESCRIPTION**

FIG. 1 is a right, front perspective view of a vehicle showing our new design;

FIG. 2 is a left, front perspective view thereof;

FIG. 3 is a left, rear perspective view thereof;

FIG. 4 is a right, rear perspective view thereof;

FIG. 5 is a front view thereof;

FIG. 6 is a rear view thereof;

FIG. 7 is a left side view thereof;

FIG. 8 is a right side view thereof;

FIG. 9 is a top view thereof;

FIG. 10 is another right, front perspective view thereof with the top in down position;

FIG. 11 is a left, front perspective view of FIG. 10;

FIG. 12 is a left, rear perspective of FIG. 10;

FIG. 13 is a right, rear perspective view of FIG. 10;

FIG. 14 is a front view of FIG. 10;

FIG. 15 is a rear view of FIG. 10;

FIG. 16 is a left side view of FIG. 10;

FIG. 17 is a right side view of FIG. 10;

FIG. 18 is a top view of FIG. 10;

FIG. 19 is a right, front perspective view of a vehicle showing a second embodiment of our new design;

FIG. 20 is a left, rear perspective view of FIG. 19;

FIG. 21 is a front view of FIG. 19;

FIG. 22 is a rear view of FIG. 19;

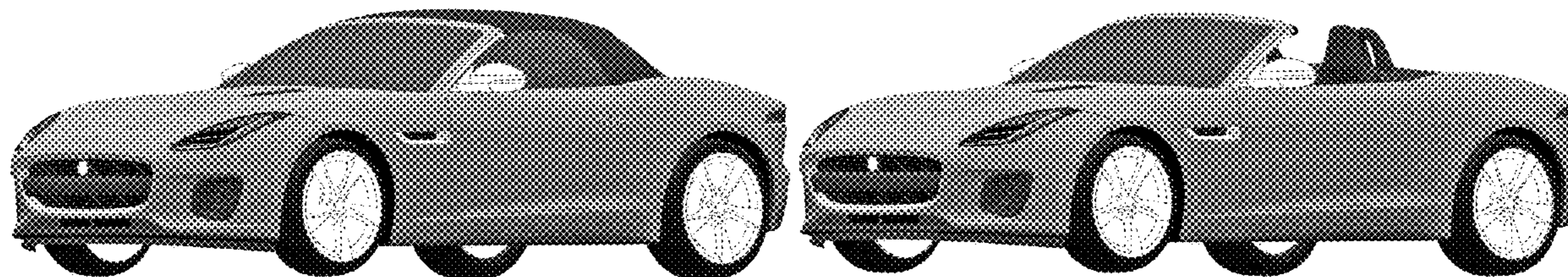
FIG. 23 is a left side view of FIG. 19;

FIG. 24 is a right side view of FIG. 19; and,

FIG. 25 is a top view of FIG. 19.

Any elements shown in broken lines form no part of the claimed invention, but are instead included to show environmental aspects thereof.

**1 Claim, 25 Drawing Sheets**



(56)

**References Cited**

U.S. PATENT DOCUMENTS

D807,228 S *	1/2018	Woolley .....	D12/91
D817,817 S *	5/2018	Frascella .....	D12/91
D818,399 S *	5/2018	Frascella .....	D12/91
D839,136 S *	1/2019	Buck .....	D12/92
D840,275 S *	2/2019	Trim .....	D12/92

\* cited by examiner

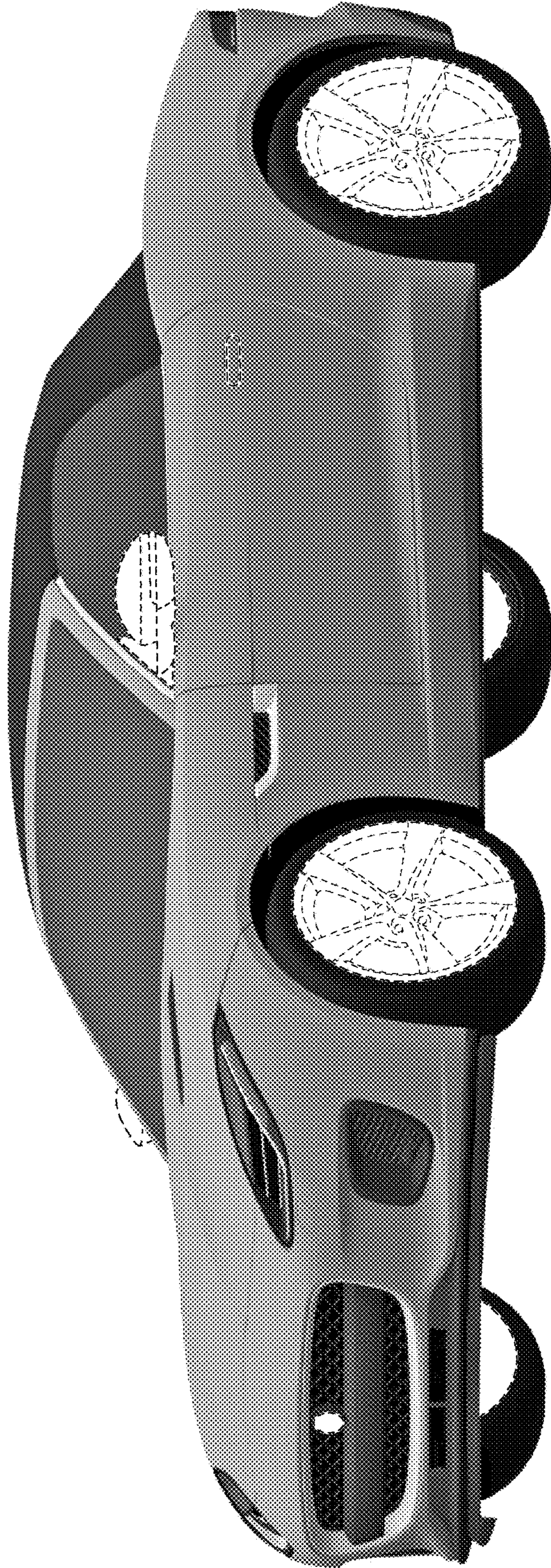


FIG. 1

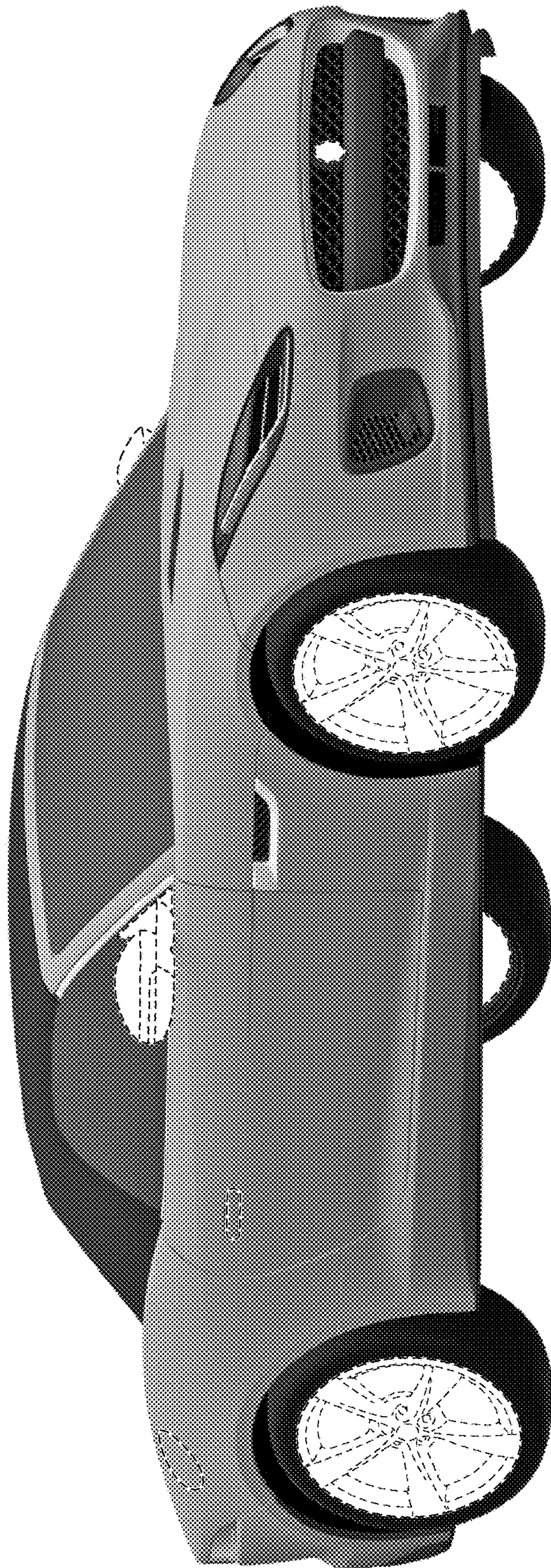


FIG. 2

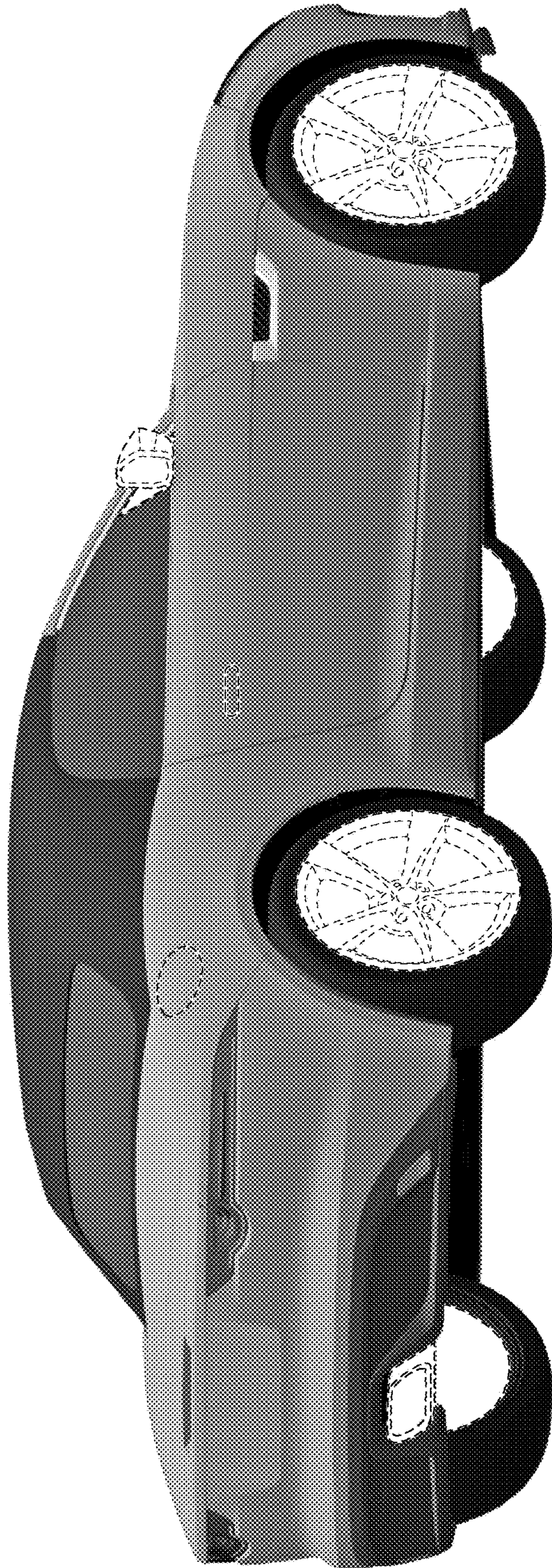


FIG. 3



FIG. 4



FIG. 5



FIG. 6






FIG. 7




FIG. 8

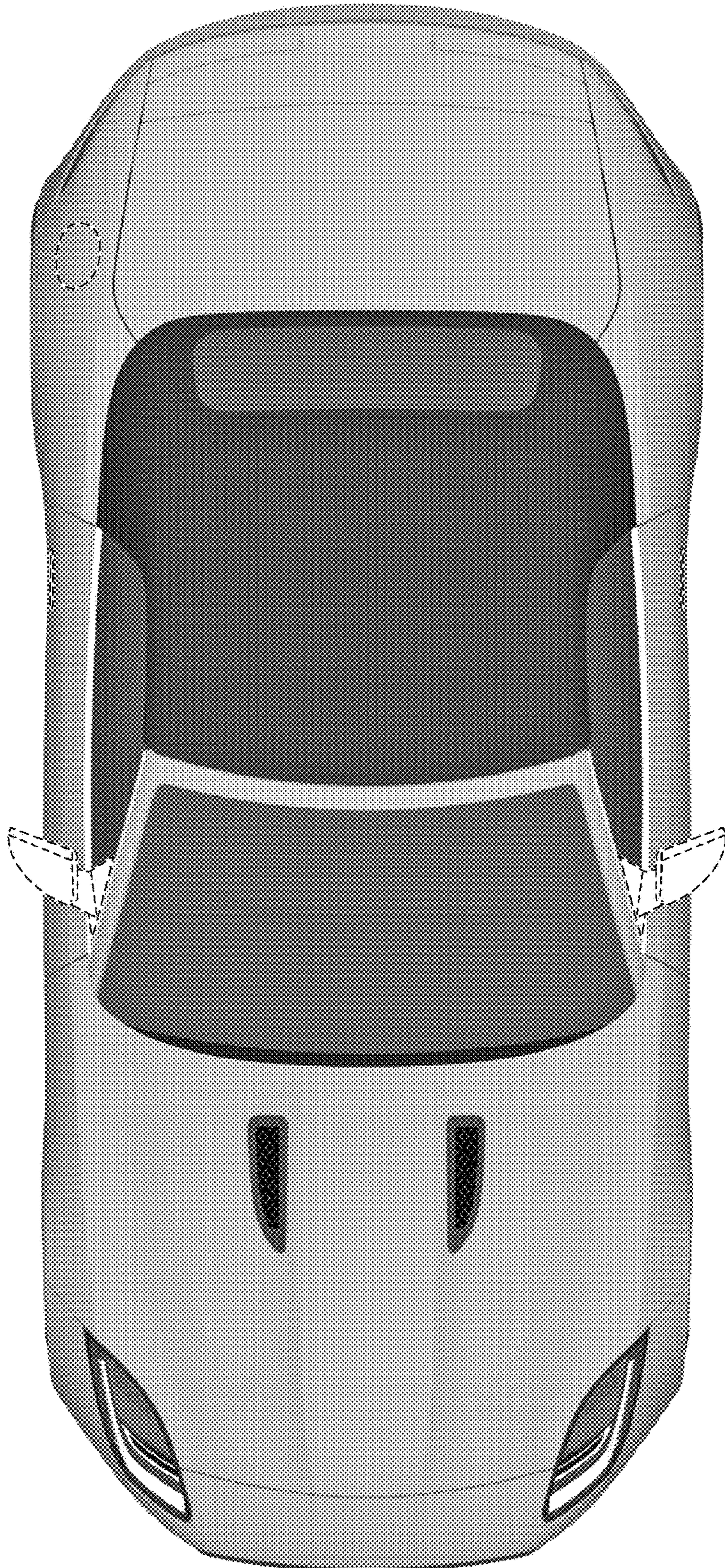


FIG. 9

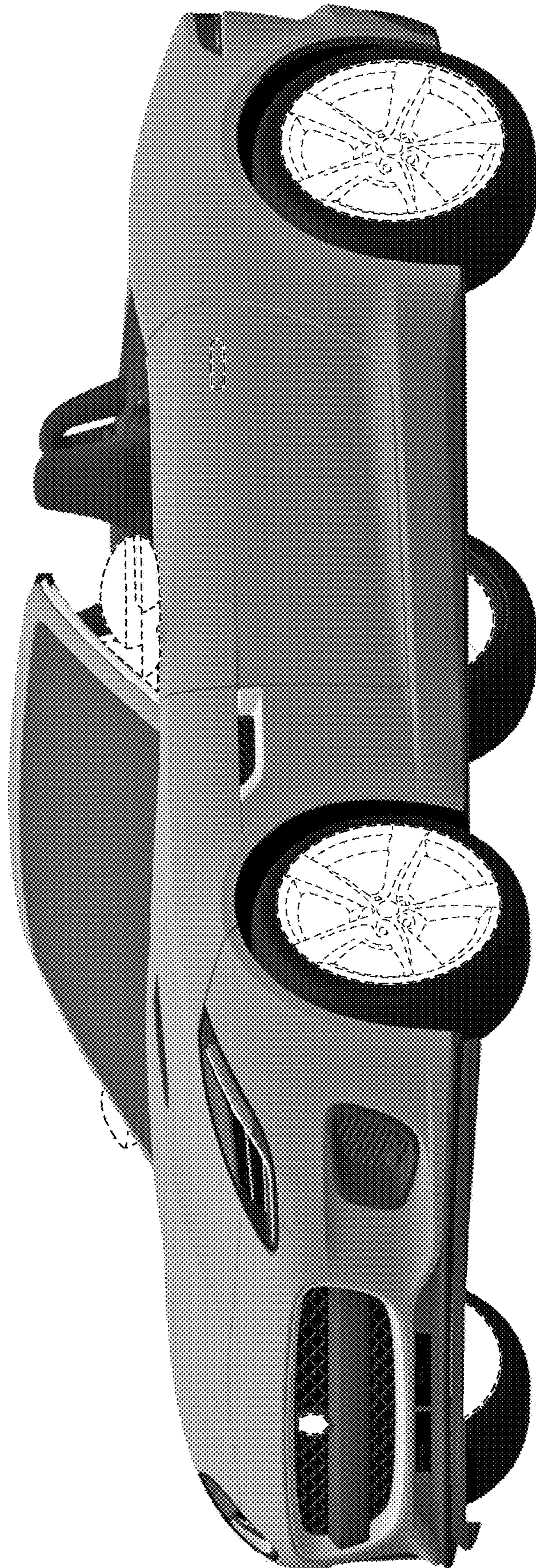


FIG. 10

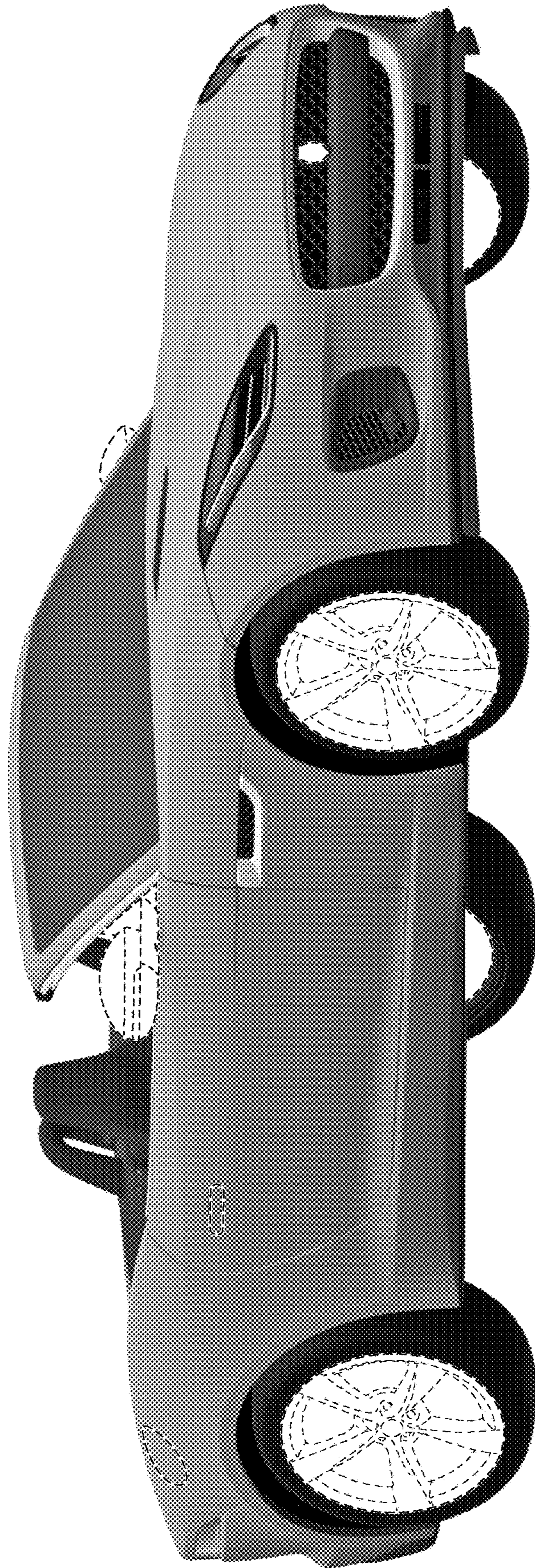


FIG. 11




FIG. 12



FIG. 13



FIG. 14






FIG. 15




FIG. 16




FIG. 17

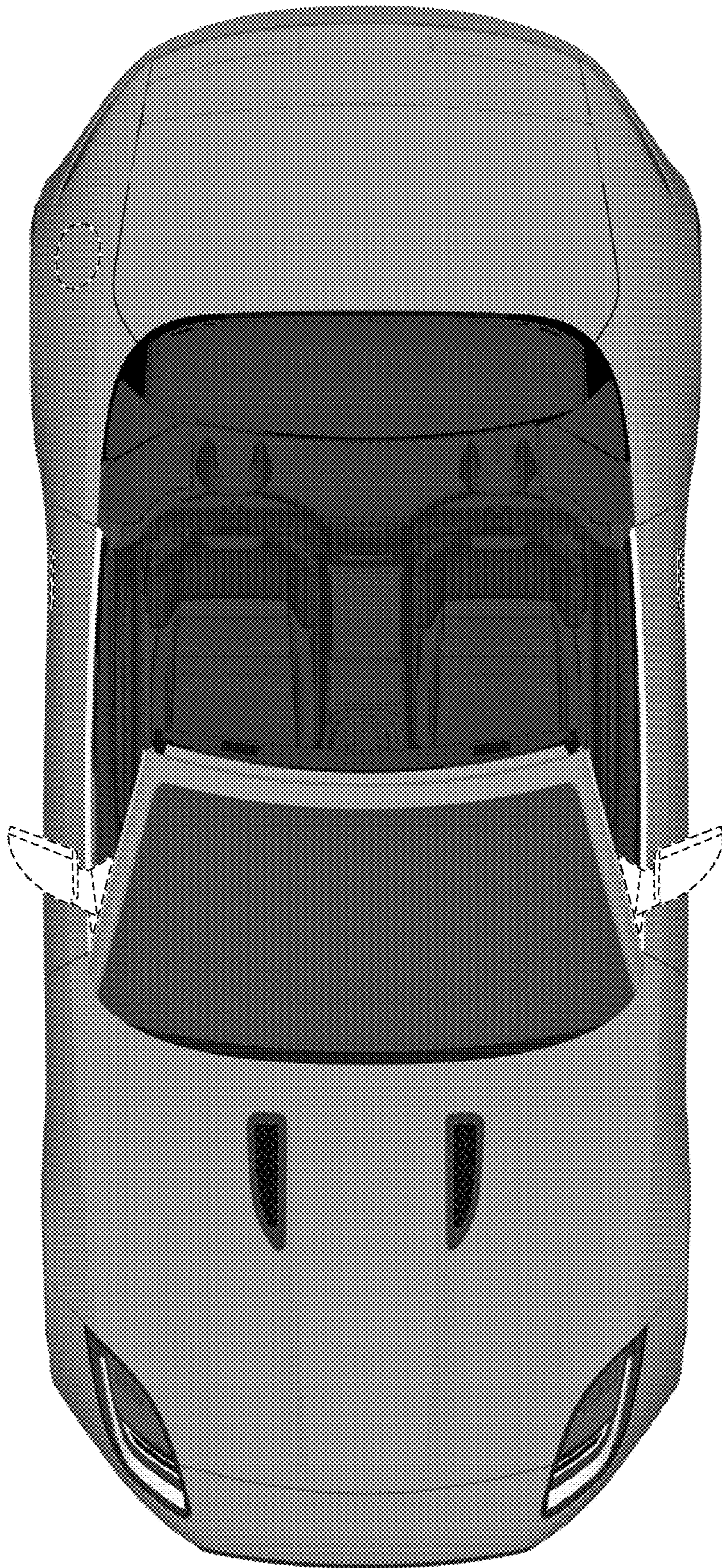


FIG. 18

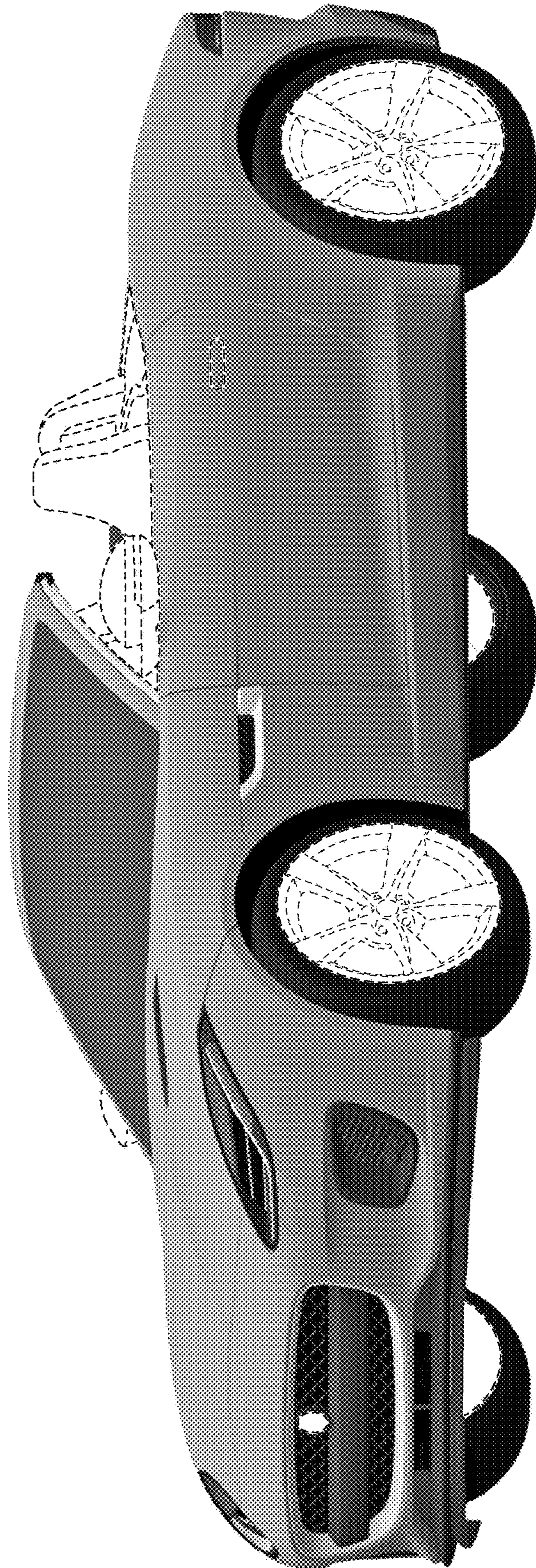


FIG. 19

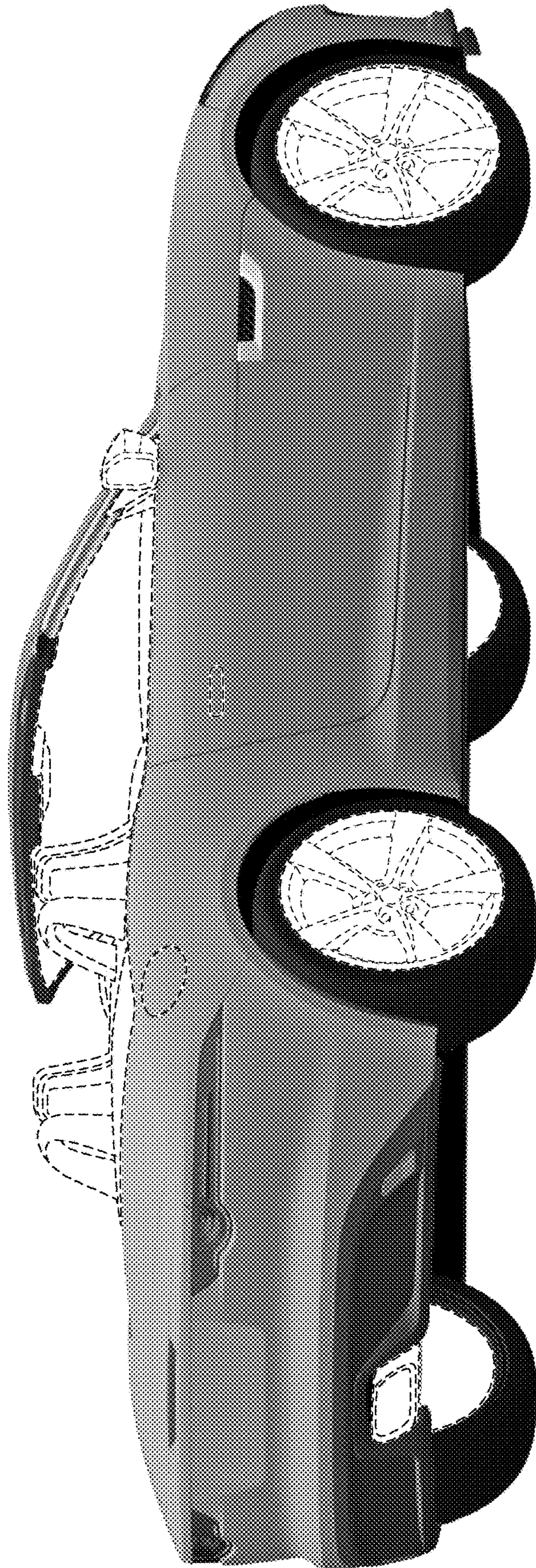


FIG. 20



FIG. 21




FIG. 22



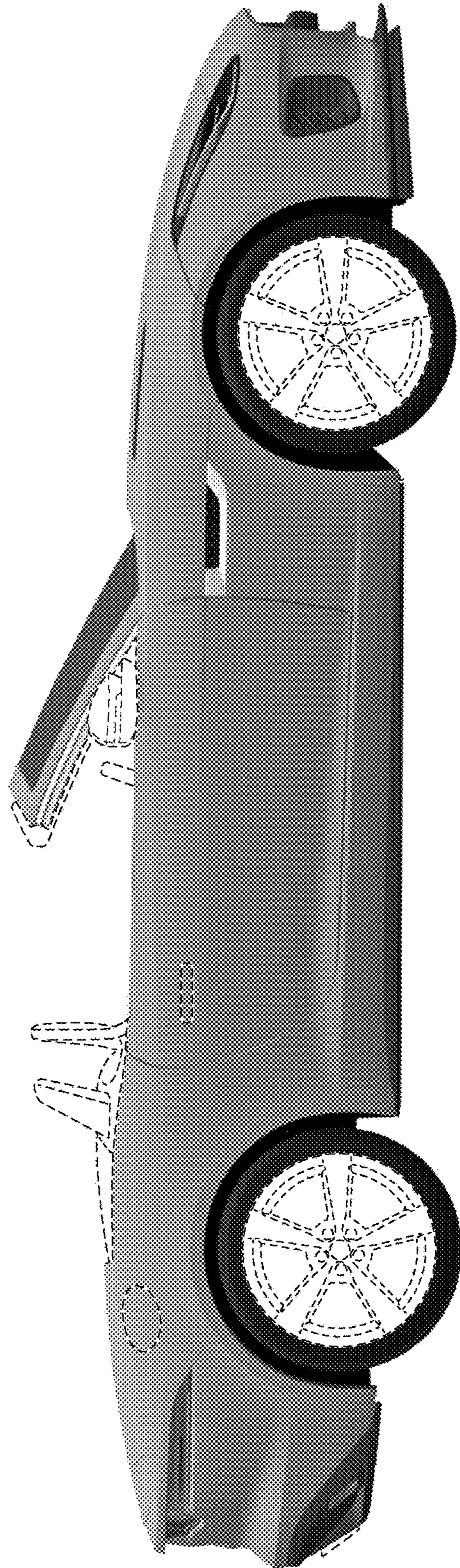


FIG. 23

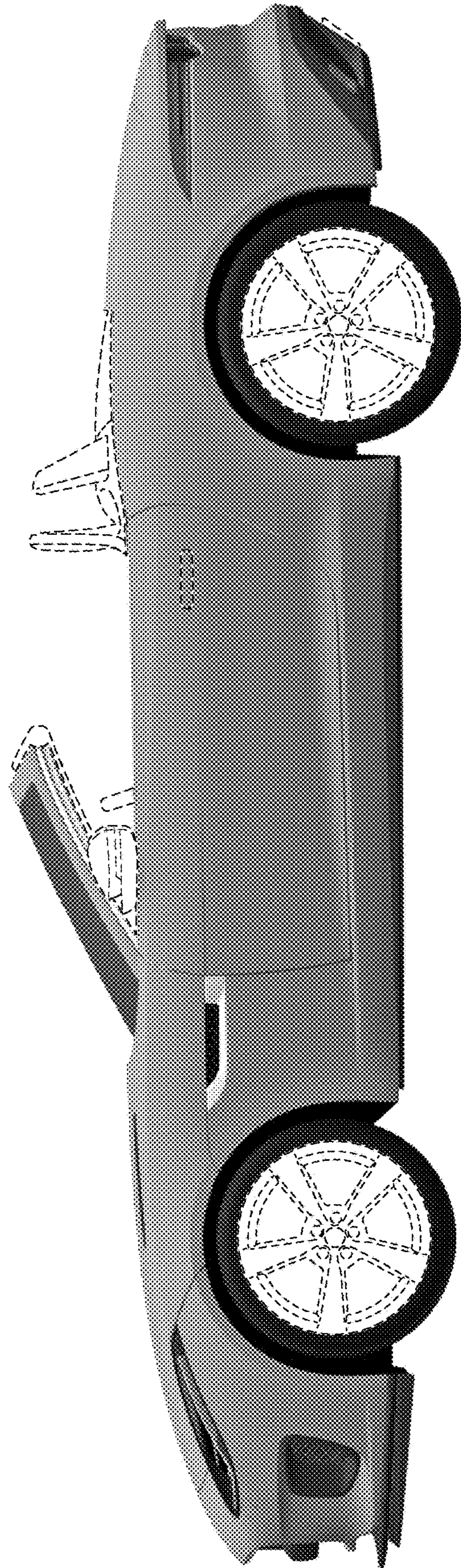


FIG. 24

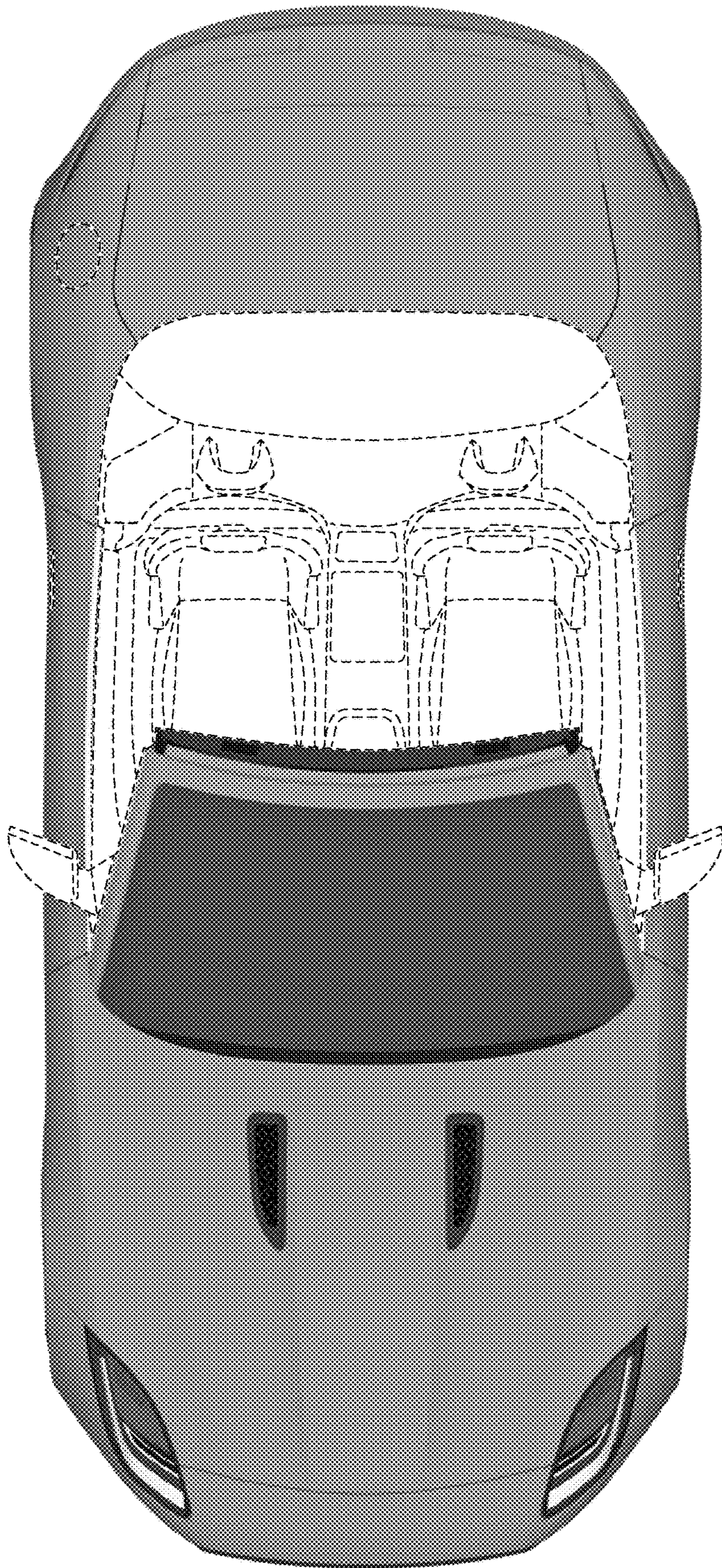


FIG. 25

UNITED STATES PATENT AND TRADEMARK OFFICE  
**CERTIFICATE OF CORRECTION**

PATENT NO. : D875,611 S  
APPLICATION NO. : 29/677465  
DATED : February 18, 2020  
INVENTOR(S) : James Trim et al.

Page 1 of 1

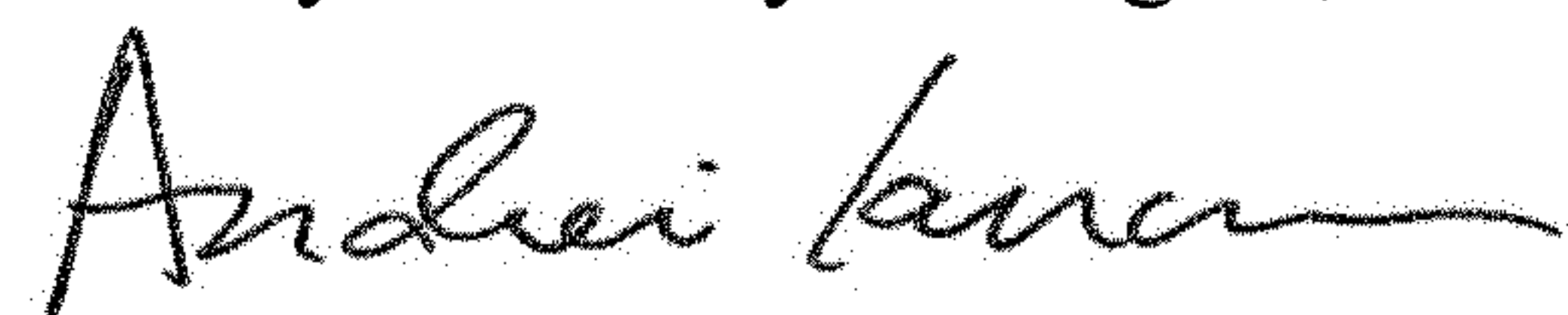
It is certified that error appears in the above-identified patent and that said Letters Patent is hereby corrected as shown below:

On the Title Page

Column 1, item (30) Foreign Application Priority Data is not listed. The following foreign applications should be listed:

November 30, 2016 (EM) 003493121-0001  
November 30, 2016 (EM) 003493121-0002  
November 30, 2016 (EM) 003493121-0003  
November 30, 2016 (EM) 003493121-0004  
November 30, 2016 (EM) 003493121-0005  
November 30, 2016 (EM) 003493121-0006

Signed and Sealed this  
Twenty-fifth Day of August, 2020



Andrei Iancu  
*Director of the United States Patent and Trademark Office*