



US00D875592S

(12) **United States Design Patent**  
**O’Connell**

(10) **Patent No.:** **US D875,592 S**

(45) **Date of Patent:** **\*\* Feb. 18, 2020**

(54) **ARTICLE OF JEWELRY**

(71) Applicant: **Charles & Colvard, Ltd.**, Morrisville,  
NC (US)

(72) Inventor: **Don O’Connell**, Cary, NC (US)

(73) Assignee: **Charles & Colvard, Ltd.**, Morrisville,  
NC (US)

(\*\*) Term: **15 Years**

(21) Appl. No.: **29/658,569**

(22) Filed: **Aug. 1, 2018**

**Related U.S. Application Data**

(63) Continuation of application No. 29/649,881, filed on  
Jun. 1, 2018.

(51) **LOC (12) Cl.** ..... **11-01**

(52) **U.S. Cl.**  
USPC ..... **D11/1; D11/34**

(58) **Field of Classification Search**

USPC ..... D11/1, 7, 16, 17, 26–29, 34, 35, 40–43,  
D11/63, 67, 79, 89–92

CPC ..... A44C 17/00; A44C 17/001; A44C 17/005;  
A44C 17/02; A44C 17/0208; A44C  
17/0216; A44C 17/0233; A44C 17/0258;  
A44C 17/0266; A44C 17/0275; A44C  
17/0283; A44C 17/0291; A44C 1/00;  
A44C 9/00; A44C 7/00; A44C 7/001;  
A44C 15/001; A44C 15/0035

See application file for complete search history.

(56) **References Cited**

**U.S. PATENT DOCUMENTS**

D107,313 S \* 12/1937 Fischer ..... D11/92  
D445,058 S \* 7/2001 Kaplan ..... D11/91  
D533,104 S \* 12/2006 Ho ..... D11/90

D546,235 S \* 7/2007 Sabet ..... D11/91  
D547,688 S \* 7/2007 Sabet ..... D11/34  
D550,585 S \* 9/2007 Shin ..... D11/91  
D560,136 S \* 1/2008 Grassi Damiani ..... D11/34  
D580,294 S \* 11/2008 Sabet ..... D11/92  
D603,288 S \* 11/2009 Grosser-Samuels ..... D11/26  
D633,409 S \* 3/2011 Grosser-Samuels ..... D11/34  
D680,022 S \* 4/2013 Parvex ..... D11/34  
D686,102 S \* 7/2013 Shlakman ..... D11/26  
D720,644 S \* 1/2015 Yatsugi-Kang ..... D11/34  
D726,068 S \* 4/2015 Minister ..... D11/92  
D727,773 S \* 4/2015 Kwon ..... D11/42  
D727,774 S \* 4/2015 Kwon ..... D11/43  
D729,103 S \* 5/2015 Kwon ..... D11/7

(Continued)

*Primary Examiner* — L. Martinez

(74) *Attorney, Agent, or Firm* — Finnegan, Henderson,  
Farabow, Garrett & Dunner LLP


(57) **CLAIM**

The ornamental design for an article of jewelry, as shown  
and described.

**DESCRIPTION**

FIG. 1 is a front, bottom perspective view of an article of  
jewelry, showing my new design in a configuration of use;  
FIG. 2 is a front, bottom perspective view thereof, showing  
the article of jewelry in an alternate configuration of use;  
FIG. 3 is a front elevation view of FIG. 1, wherein the rear  
elevation view is identical thereto;  
FIG. 4 is a front elevation view of FIG. 2, wherein the rear  
elevation view is identical thereto;  
FIG. 5 is a left side view of FIG. 1, wherein the right side  
view is identical thereto;  
FIG. 6 is a top plan view thereof;  
FIG. 7 is a bottom plan view of FIG. 1; and,  
FIG. 8 is a bottom plan view of FIG. 2.  
The dash-dash lines in the drawings illustrate portions of the  
article of jewelry that form no part of the claimed design.

**1 Claim, 8 Drawing Sheets**



(56)

**References Cited**


U.S. PATENT DOCUMENTS

D729,104	S	*	5/2015	Kwon	.....	D11/7
D730,231	S	*	5/2015	Kwon	.....	D11/16
D747,664	S	*	1/2016	Yatsugi-Kang	.....	D11/34
D753,530	S	*	4/2016	Riviere	.....	D11/34
D755,073	S	*	5/2016	Rosenberg-Pineau	.....	D11/91
D760,617	S	*	7/2016	Kwon	.....	D11/34
D780,022	S	*	2/2017	Yatsugi-Kang	.....	D11/34
D828,211	S	*	9/2018	Galli	.....	D11/34
D847,690	S	*	5/2019	Ho	.....	D11/92
D847,691	S	*	5/2019	Ho	.....	D11/92
2003/0221453	A1	*	12/2003	Turpanjian	.....	A44C 17/02 63/27
2013/0327089	A1	*	12/2013	Bernon	.....	A44C 17/02 63/27
2018/0008020	A1	*	1/2018	Dholakiya	.....	A44C 9/00

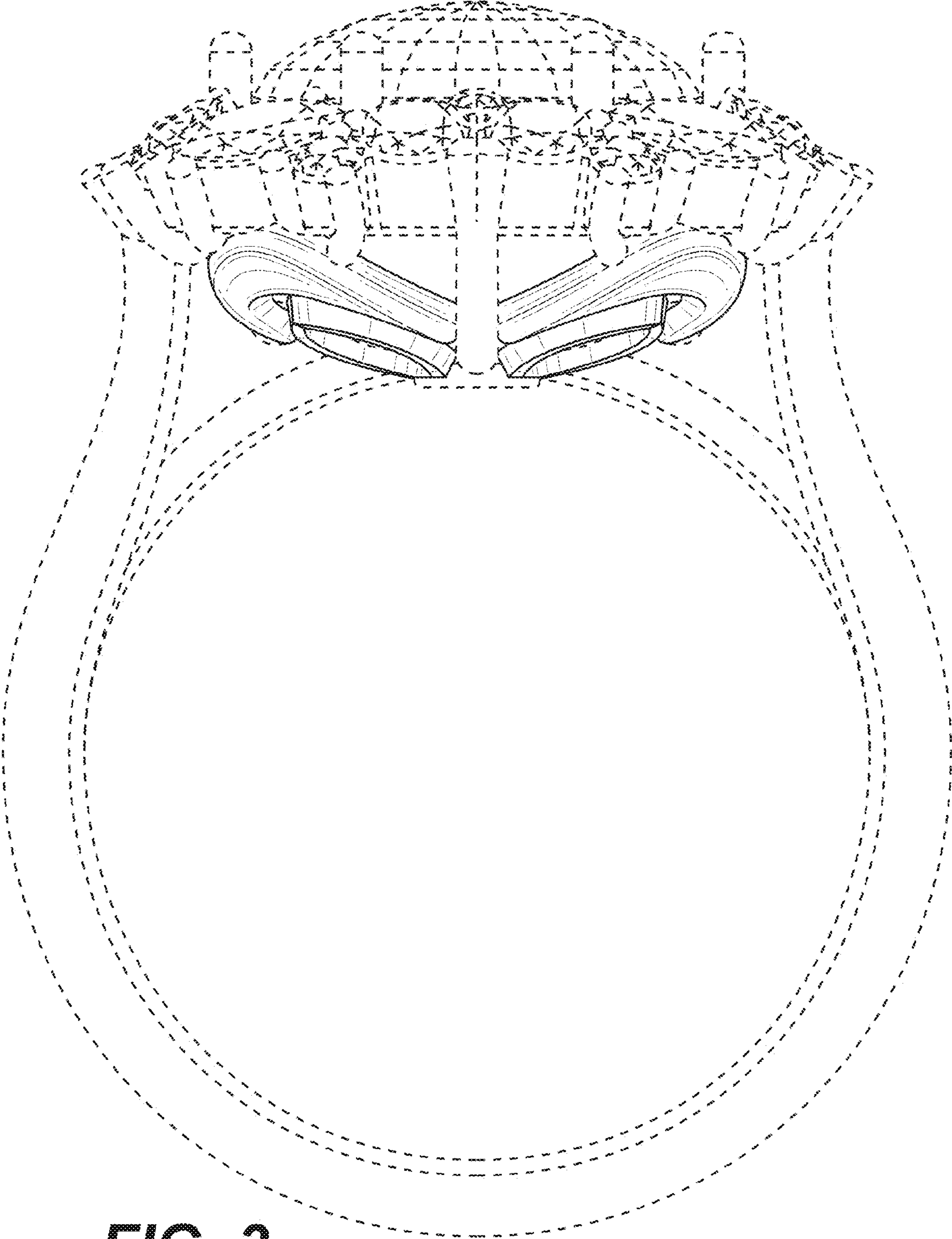
\* cited by examiner



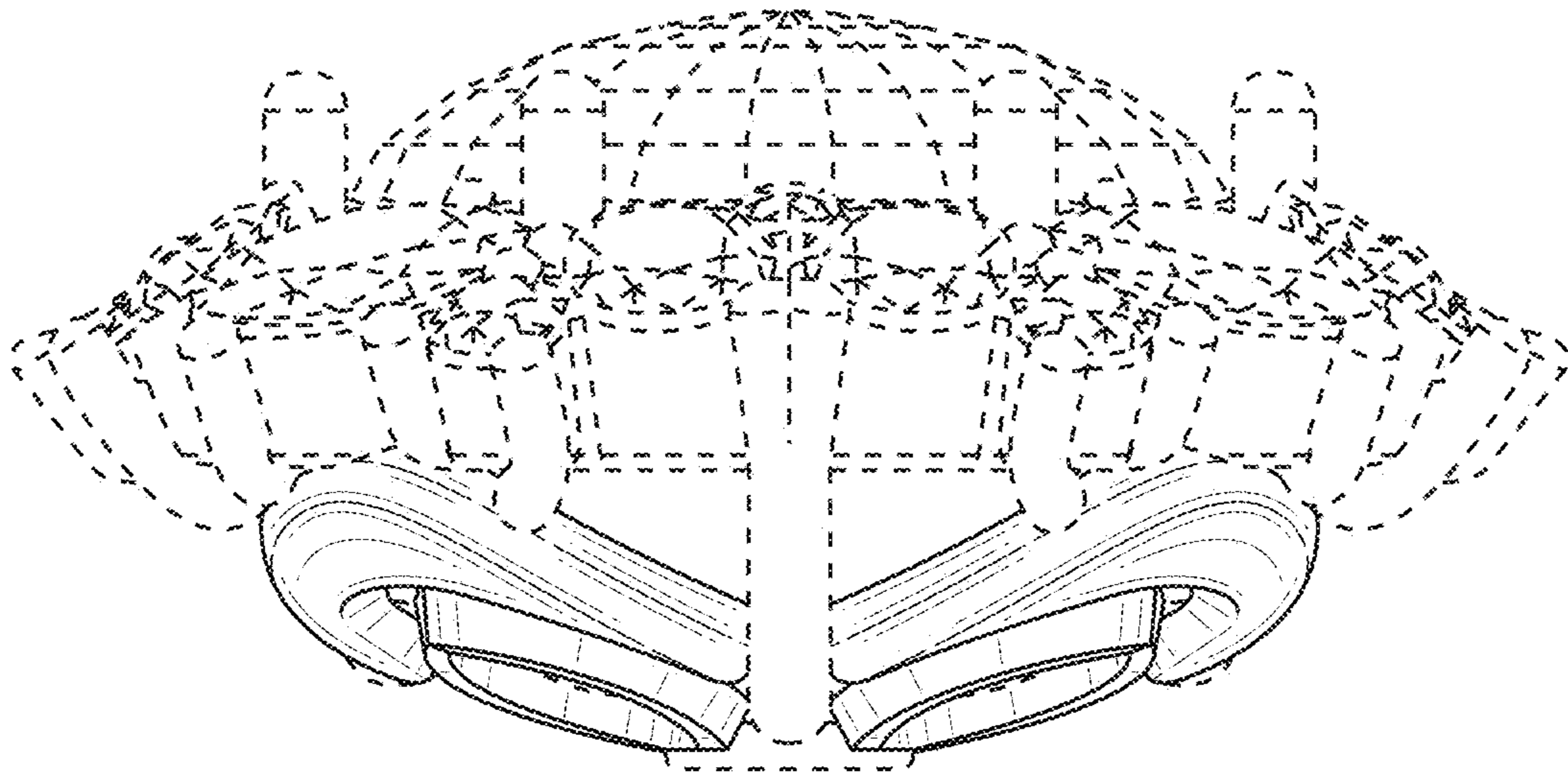
**FIG. 1**



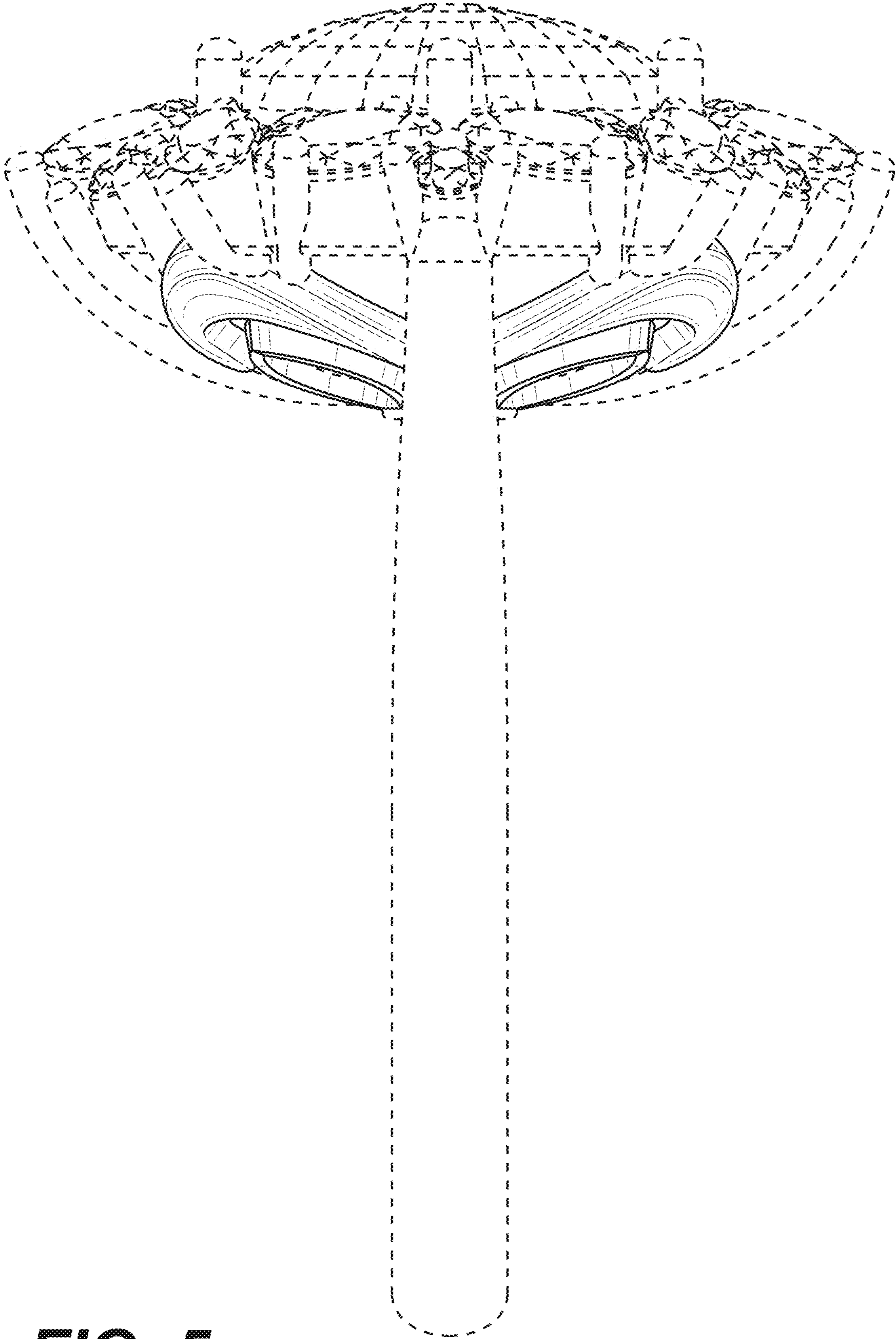
**FIG. 2**




**FIG. 3**



**FIG. 4**




**FIG. 5**




**FIG. 6**





**FIG. 7**



**FIG. 8**