



US00D875588S

(12) **United States Design Patent** (10) **Patent No.:** **US D875,588 S**  
**Drews et al.** (45) **Date of Patent:** **\*\* Feb. 18, 2020**

- (54) **CASING FOR A GAUGE ASSEMBLY**
- (71) Applicant: **Gauge Guardian, LLC**, Kaukauna, WI (US)
- (72) Inventors: **Russell Drews**, Kaukauna, WI (US);  
**Cathy L. Drews**, Kaukauna, WI (US)
- (73) Assignee: **Gauge Guardian, LLC**, Kaukauna, WI (US)
- (\*\*) Term: **15 Years**
- (21) Appl. No.: **29/684,211**
- (22) Filed: **Mar. 19, 2019**

D250,241 S	11/1978	Braginetz	
D280,466 S	9/1985	Seltzer et al.	
4,598,027 A	7/1986	Johnson	
4,735,313 A	4/1988	Schoenberg	
4,779,745 A	10/1988	Prendergast et al.	
D348,229 S *	6/1994	Assaly .....	D10/101
6,029,871 A	2/2000	Park	
7,641,046 B2	1/2010	Tsang et al.	
8,459,107 B1	6/2013	Michaud	

\* cited by examiner

*Primary Examiner* — Antoine Duval Davis  
(74) *Attorney, Agent, or Firm* — Andrus Intellectual Property Law, LLP

(57) **CLAIM**

The ornamental design for a casing for a gauge assembly, as shown and described.

**Related U.S. Application Data**

- (63) Continuation of application No. 29/611,194, filed on Jul. 19, 2017, now Pat. No. Des. 845,808.
- (51) **LOC (12) Cl.** ..... **10-04**
- (52) **U.S. Cl.**  
USPC ..... **D10/103**
- (58) **Field of Classification Search**  
USPC ..... D10/96, 99, 102; 73/201, 431  
CPC ..... G01L 19/143; G01D 11/14; G01P 1/02  
See application file for complete search history.

**DESCRIPTION**

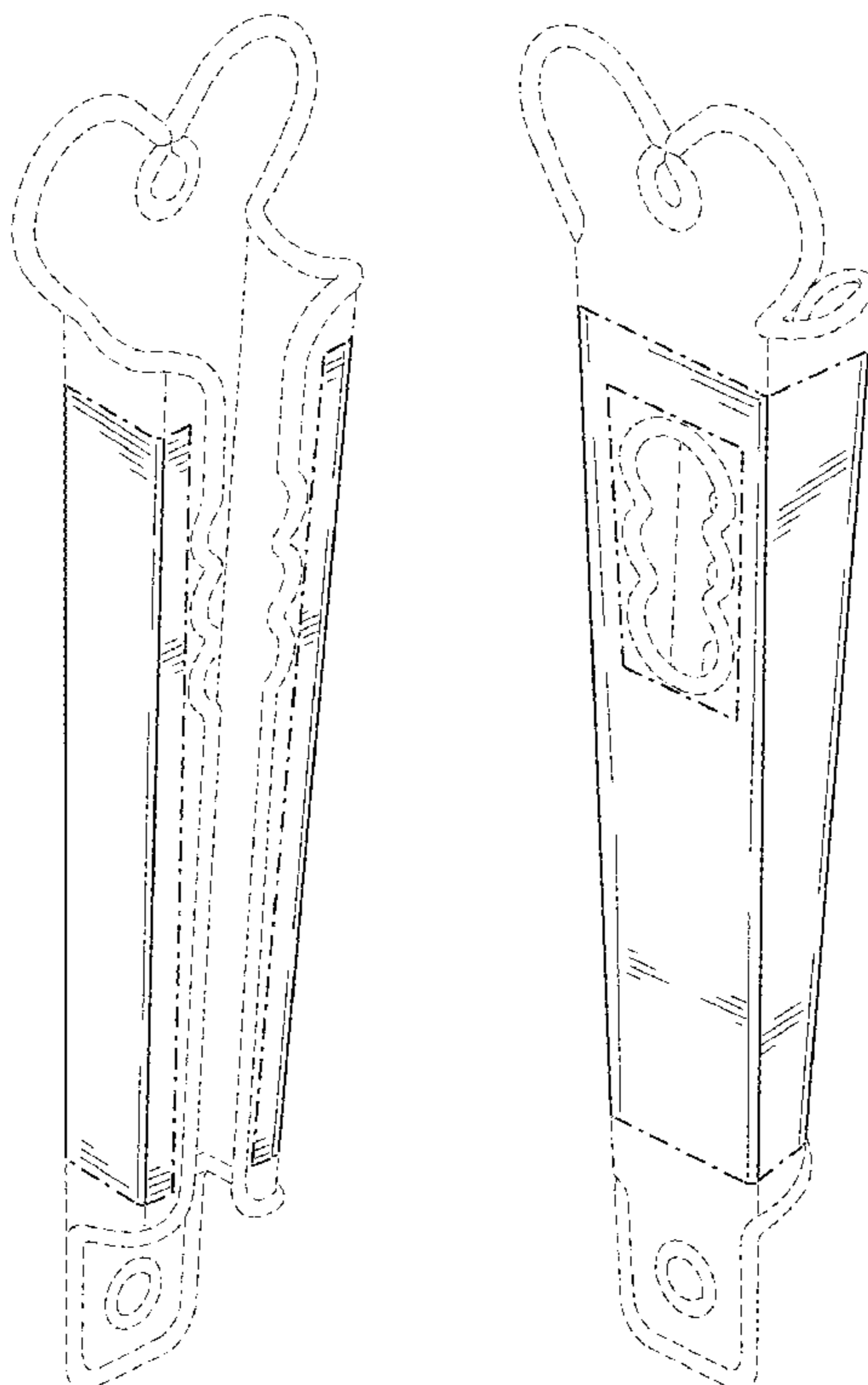
FIG. 1 is a front perspective view of a casing for a gauge assembly according to our new and ornamental design; FIG. 2 is a rear perspective view thereof; FIG. 3 is a front view thereof; FIG. 4 is a rear view thereof; FIG. 5 is a first side view thereof; FIG. 6 is a second side view thereof; FIG. 7 is a top view thereof; and, FIG. 8 is a bottom view thereof. The evenly-dashed broken lines in the FIGS. 1-8 depict portions of the casing for a gauge assembly that form no part of the claimed design. The dash-dot-dash broken lines in FIGS. 1-8 depict the boundary of the claimed design and form no part of the claimed design.

(56) **References Cited**

**U.S. PATENT DOCUMENTS**

2,122,003 A	6/1938	Cooper
2,144,523 A	1/1939	Brown
3,956,701 A	5/1976	James, Jr. et al.

**1 Claim, 4 Drawing Sheets**



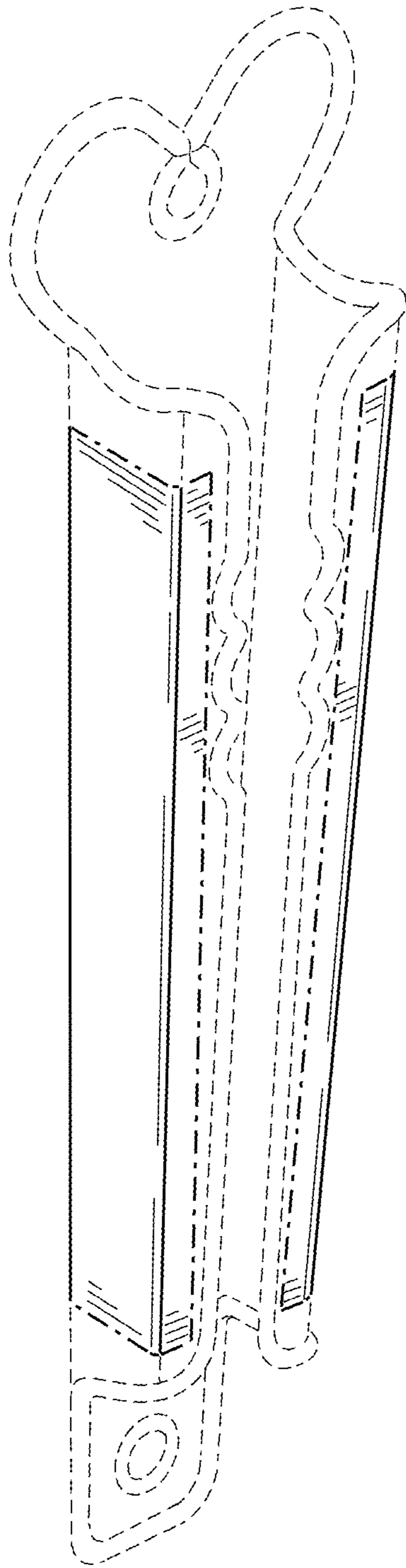


FIG. 1

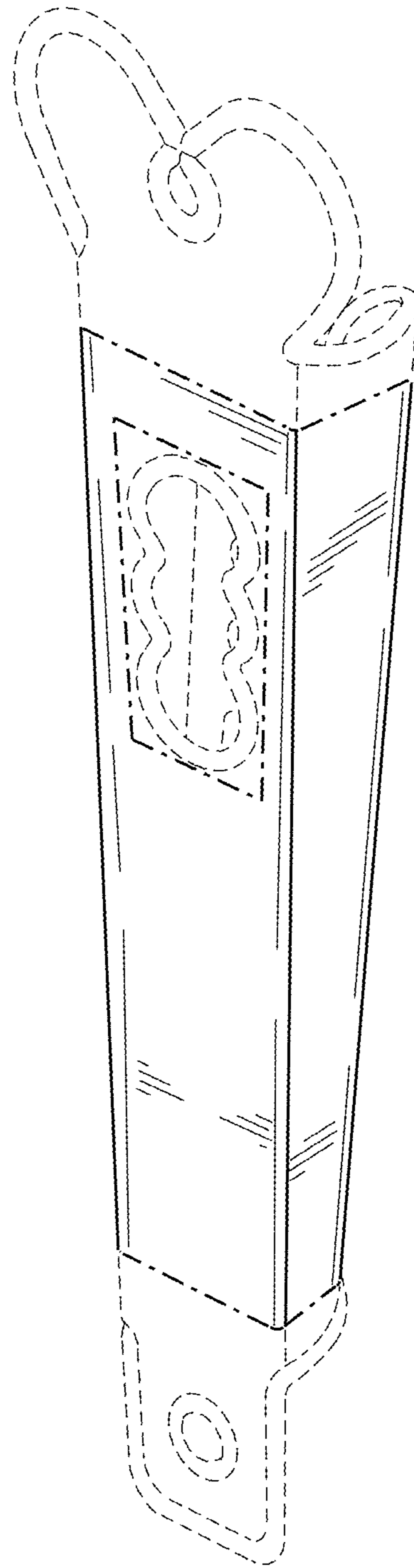


FIG. 2

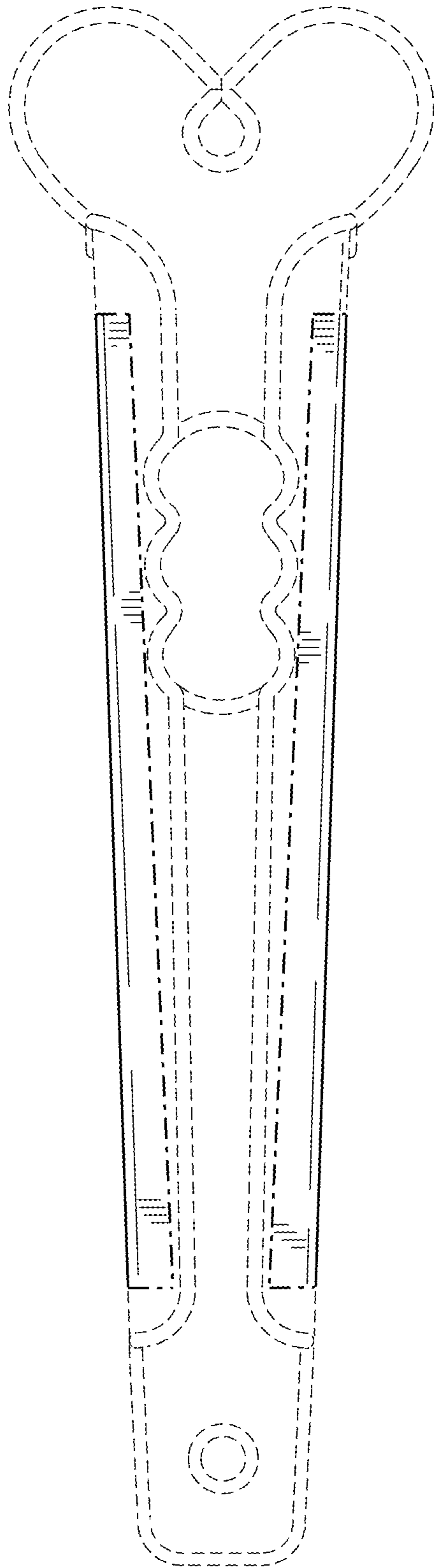


FIG. 3

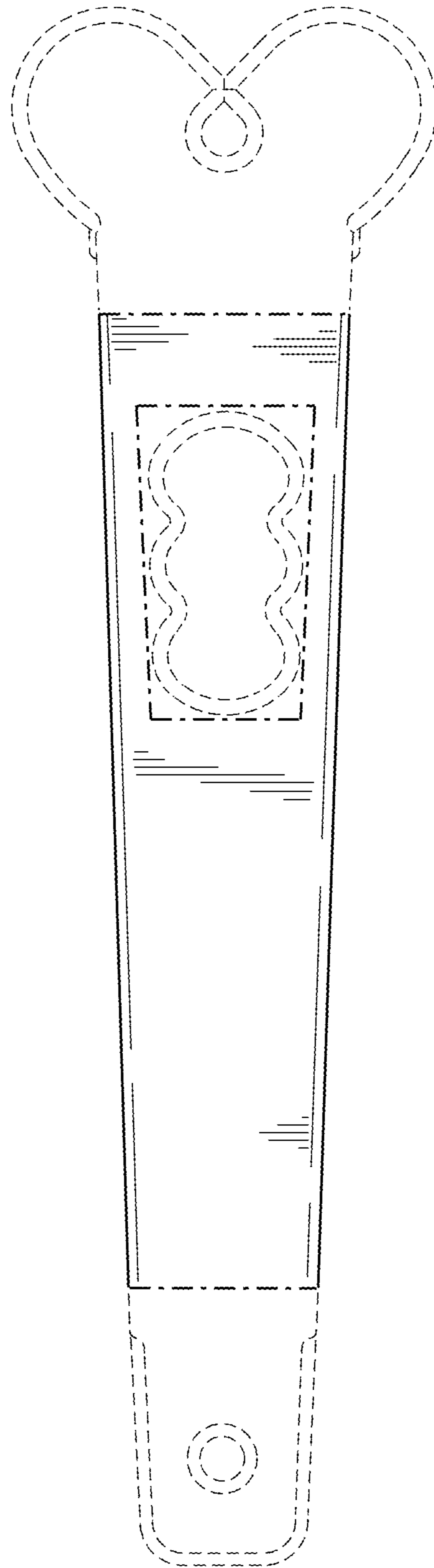


FIG. 4

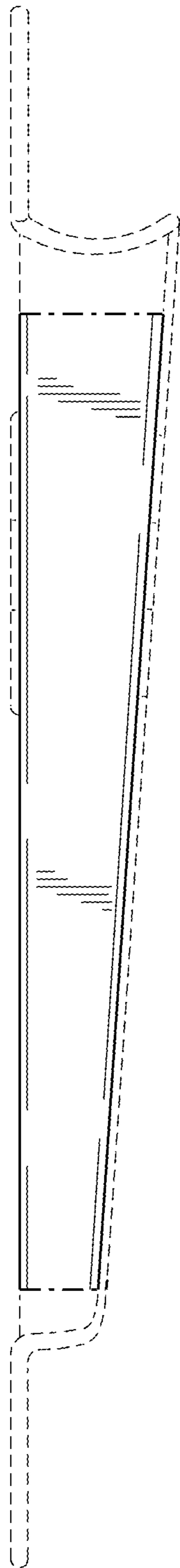


FIG. 5

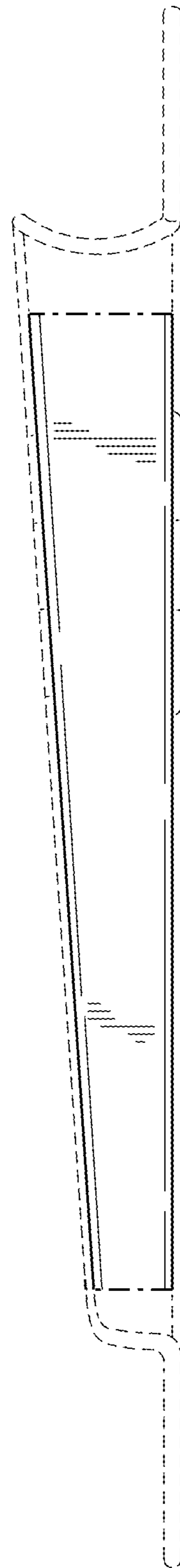


FIG. 6

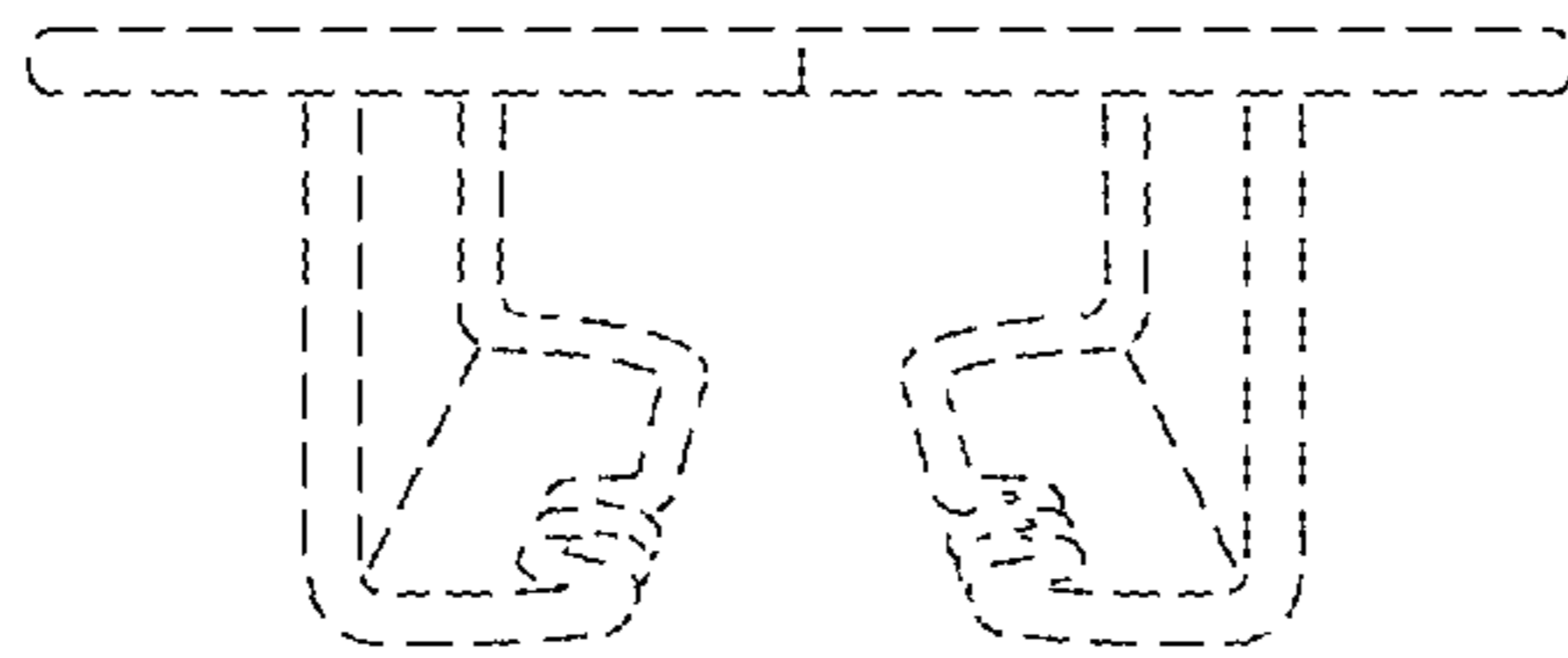


FIG. 7




FIG. 8