



US00D875547S

(12) **United States Design Patent** (10) **Patent No.:** **US D875,547 S**
Murray (45) **Date of Patent:** **** Feb. 18, 2020**

(54) **POUCH**

65/00; B65D 65/38; A45C 3/00; A45C 3/04; A45C 3/06; A45C 3/001; A45C 3/10

(71) Applicant: **Penta 5 USA, LLC**, Sarasota, FL (US)

See application file for complete search history.

(72) Inventor: **R. Charles Murray**, Sarasota, FL (US)

(56) **References Cited**

(73) Assignee: **Penta 5 USA, LLC**, Sarasota, FL (US)

U.S. PATENT DOCUMENTS

(**) Term: **15 Years**

(21) Appl. No.: **29/685,452**

(22) Filed: **Mar. 28, 2019**

D604,636 S	11/2009	McMorris	
D617,187 S	6/2010	Murray	
D651,522 S	1/2012	Kristoff	
D682,688 S	5/2013	Murray	
D686,088 S	7/2013	Murray	
D686,495 S	7/2013	Murray	
D700,846 S	3/2014	LaMartina, IV et al.	
D727,748 S	4/2015	Murray	
D742,749 S	11/2015	Murray	
D769,129 S *	10/2016	Patterson	D9/708
D772,723 S	11/2016	Murray	
D786,693 S	5/2017	McNabb	

(Continued)

Related U.S. Application Data

(62) Division of application No. 29/637,616, filed on Feb. 20, 2018, now Pat. No. Des. 848,277, which is a division of application No. 29/589,339, filed on Dec. 30, 2016, now Pat. No. Des. 813,686.

(51) **LOC (12) Cl.** **09-05**

(52) **U.S. Cl.**
USPC **D9/707**

(58) **Field of Classification Search**
USPC D9/702-714, 720-722, 414, 434-435, D9/696, 716, 771, 447, 516-517, D9/738-747, 544, 520-521; D24/118, D24/207, 108; 383/6, 9, 22, 96, 61.1, 383/80-81, 104, 901, 63, 203, 107, 383/119-120, 123, 61.2, 44; 220/675, 220/495.03; 215/381-385, 400, 328, 316; 206/484; D3/202; 428/34.3; 222/92, 222/215, 95, 107; 604/408, 403, 415
CPC ... B65D 1/00; B65D 1/02; B65D 1/09; B65D 1/10; B65D 1/32; B65D 1/0223; B65D 1/06; B65D 1/08; B65D 1/38; B65D 1/40; B65D 33/24; B65D 33/00; B65D 33/06; B65D 33/12; B65D 33/004; B65D 31/00; B65D 31/10; B65D 31/16; B65D 31/005; B65D 31/02; B65D 31/04; B65D 31/18; B65D 29/00; B65D 29/04; B65D

FOREIGN PATENT DOCUMENTS

CA	149226 S	6/2014
CA	149227 S	6/2014

Primary Examiner — Abraham Bahta
(74) *Attorney, Agent, or Firm* — Dinsmore & Shohl LLP

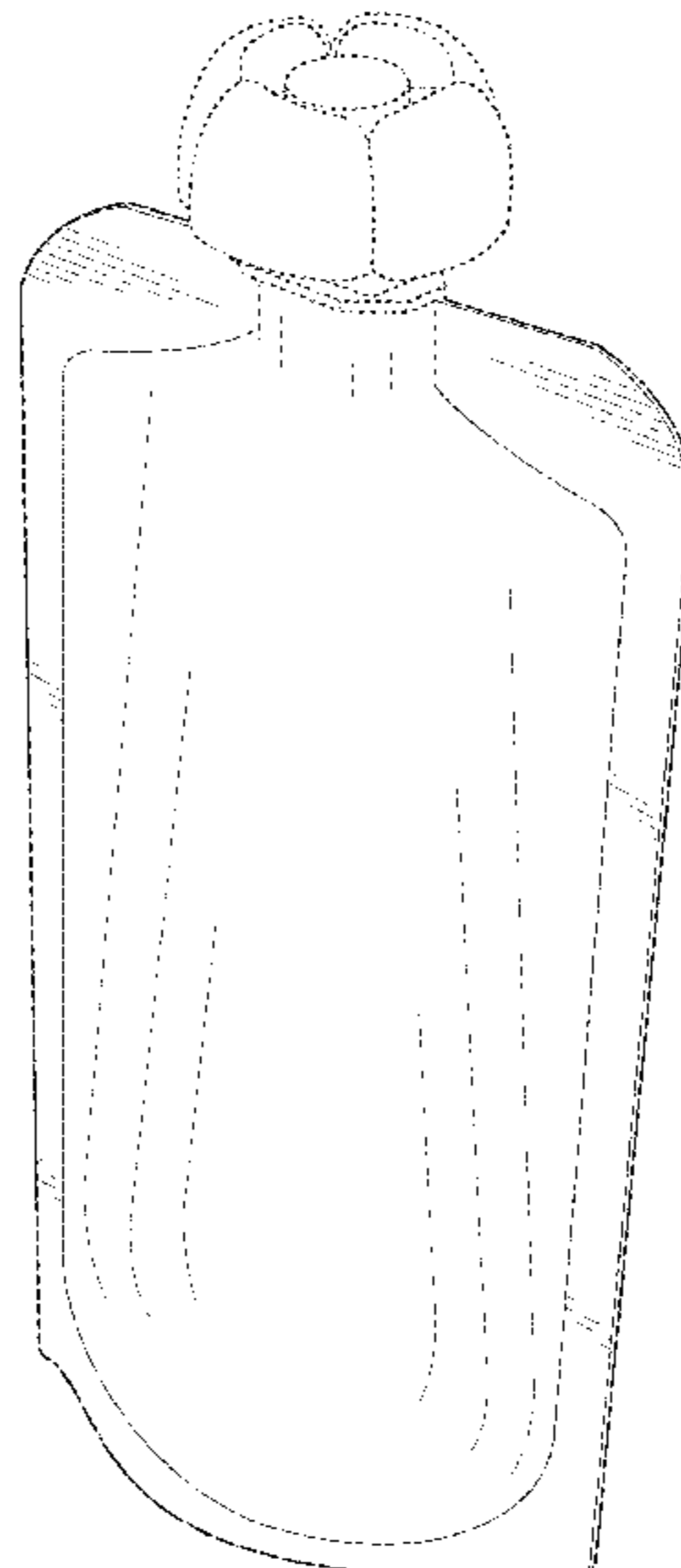
(57) **CLAIM**

The ornamental design for a pouch, as shown and described.

DESCRIPTION

FIG. 1 is a perspective view of a top and side of a pouch showing my new design;
FIG. 2 is a front elevational view thereof;
FIG. 3 is a side elevational view thereof;
FIG. 4 is a top elevational view thereof; and,
FIG. 5 is a bottom elevational view thereof.
It should be appreciated that the broken lines are merely illustrative of the environment of the design, and not part of the claimed design.

1 Claim, 4 Drawing Sheets



(56)

References Cited

U.S. PATENT DOCUMENTS

D790,362 S 6/2017 Bell
D848,277 S * 5/2019 Murray D9/708
D854,941 S * 7/2019 Hryhoriiiovych D9/707

* cited by examiner

FIG. 1




FIG. 2

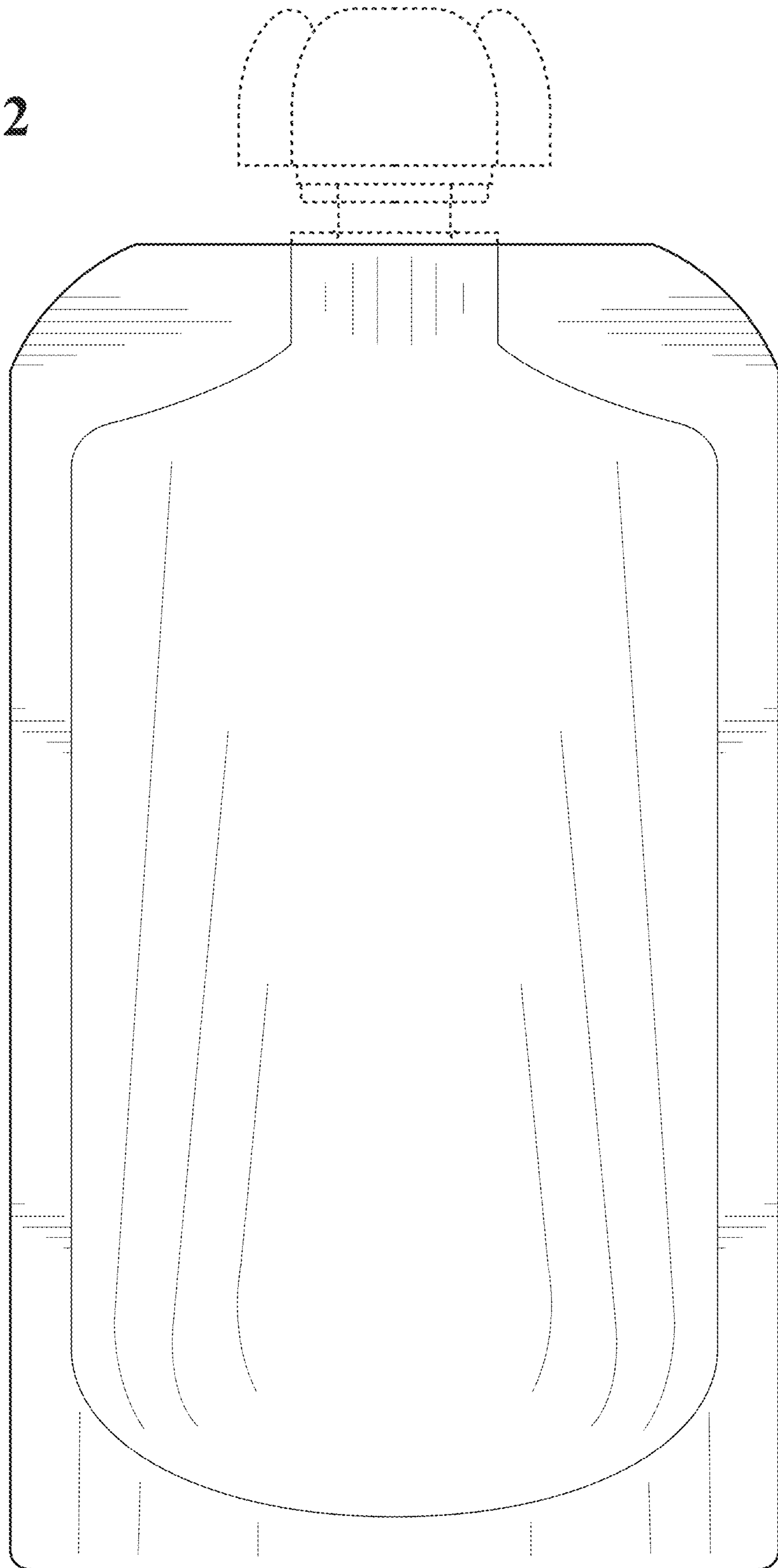
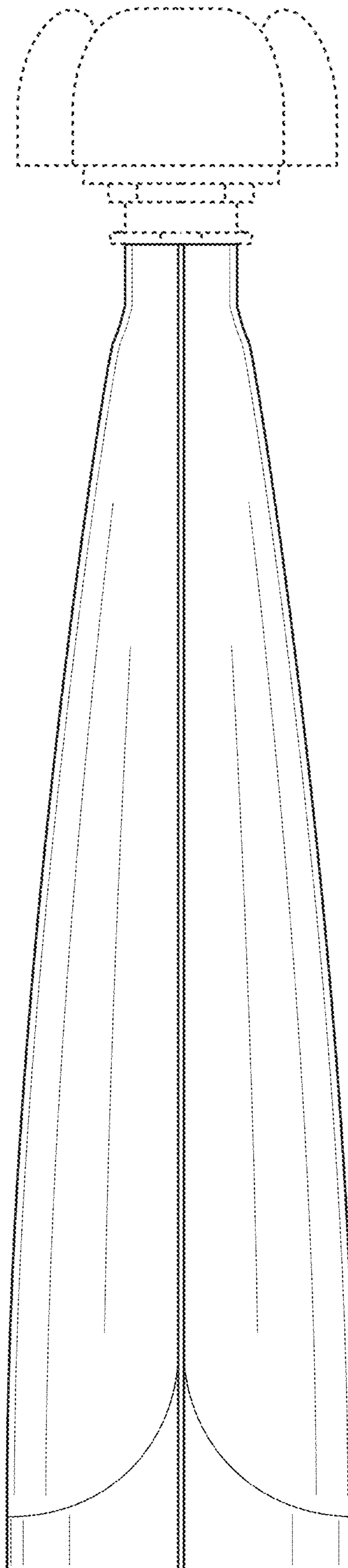


FIG. 3



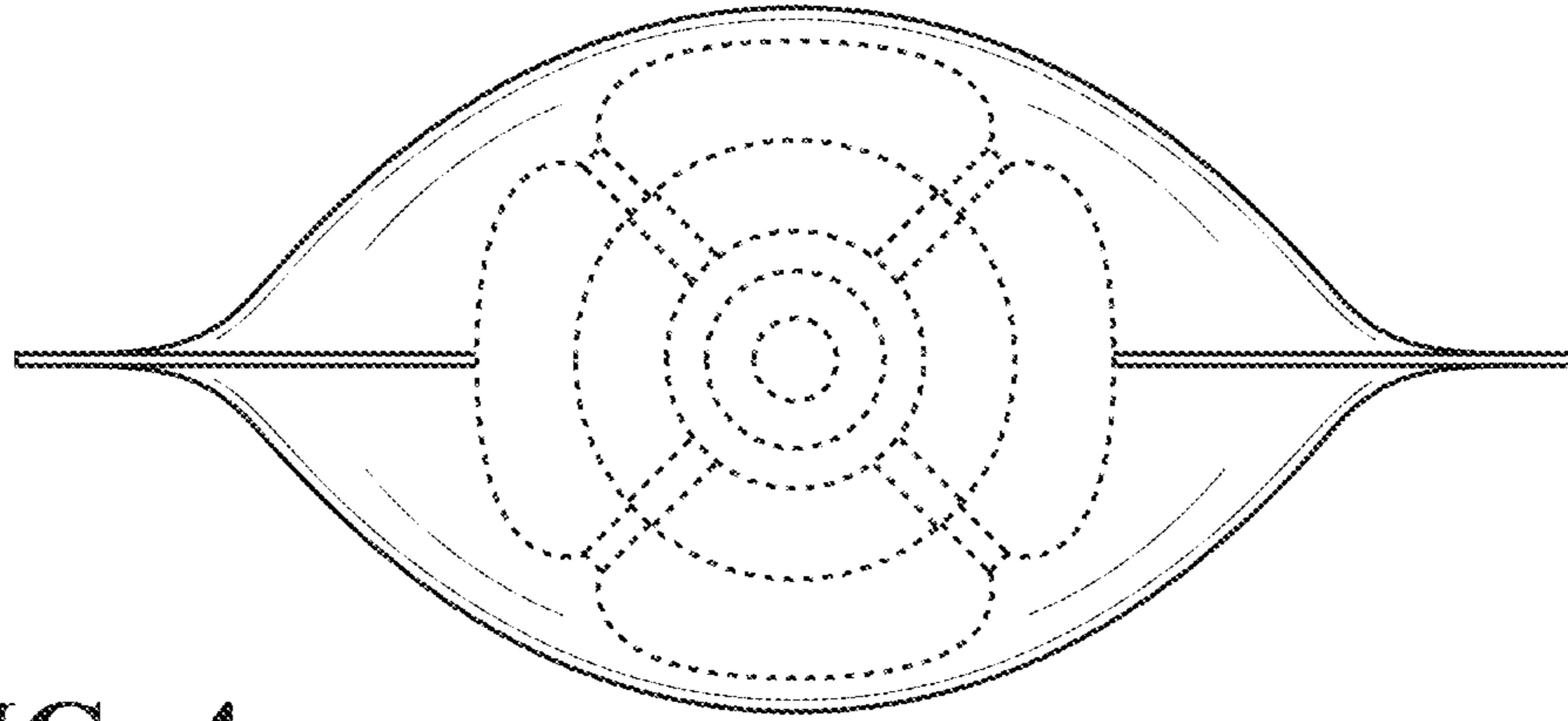


FIG. 4

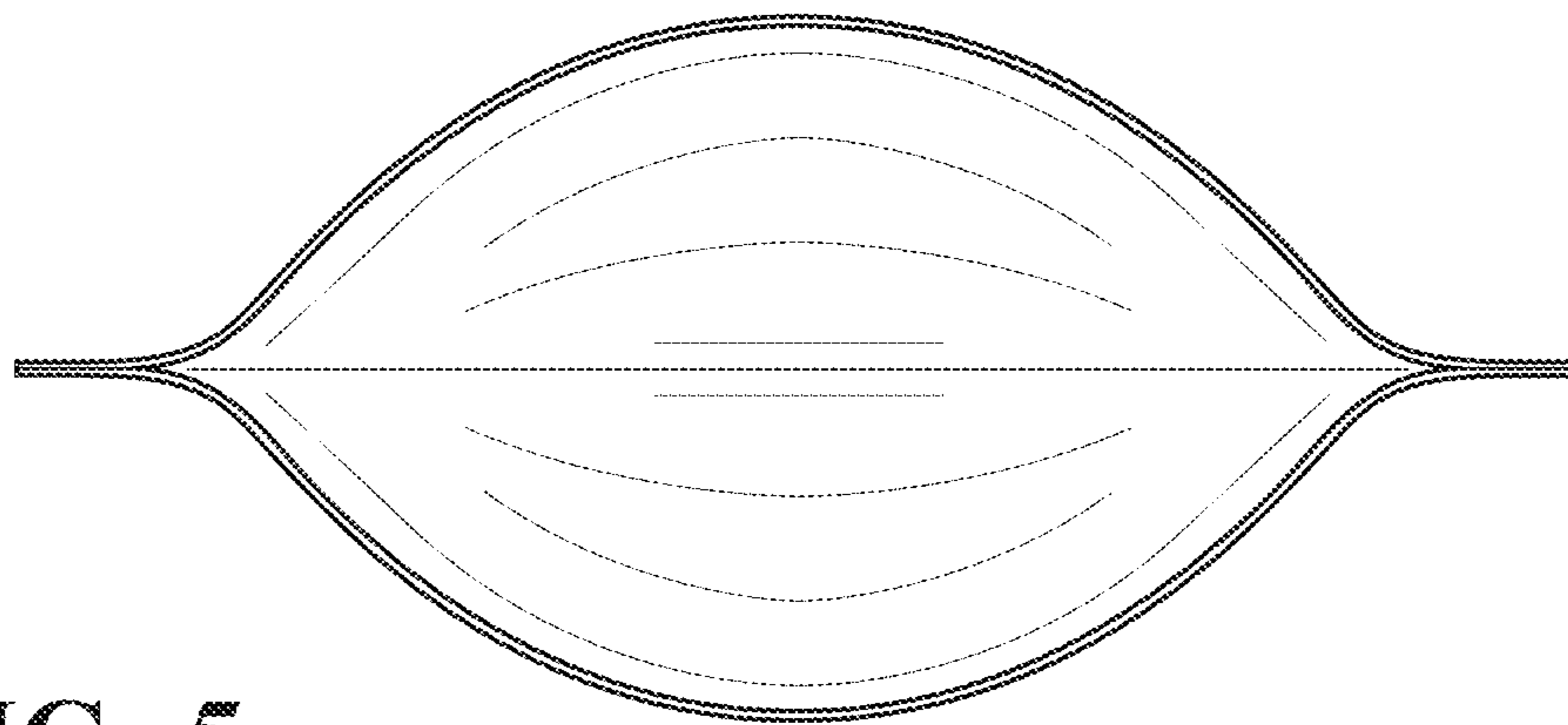


FIG. 5