



US00D875542S

(12) **United States Design Patent** (10) **Patent No.:** **US D875,542 S**
Zinovieff et al. (45) **Date of Patent:** **** Feb. 18, 2020**

- (54) **RAZOR PACKAGE**
- (71) Applicant: **The Gillette Company LLC**, Boston, MA (US)
- (72) Inventors: **Vladimir Zinovieff**, Grand-Saconnex (CH); **Jordan Lee Wright**, Highland Heights, KY (US)
- (73) Assignee: **The Gillette Company LLC**, Boston, MA (US)
- (**) Term: **15 Years**
- (21) Appl. No.: **29/664,662**
- (22) Filed: **Sep. 27, 2018**

- D524,654 S 7/2006 Harada et al.
D531,021 S 10/2006 Ashby et al.
D543,110 S 5/2007 Harada et al.
D607,328 S 1/2010 Himeda et al.
D617,386 S 6/2010 Heinke et al.
D617,843 S 6/2010 Heinke
D621,275 S 8/2010 Marotti et al.
D646,566 S 10/2011 Graham et al.
D646,567 S 10/2011 Graham et al.
D649,042 S 11/2011 Graham et al.
D650,668 S 12/2011 Graham et al.
D653,108 S 1/2012 Graham et al.
D661,428 S 6/2012 Lukan et al.
D662,141 S 6/2012 Helly et al.
D662,414 S 6/2012 Graham et al.
D674,692 S 1/2013 Chase et al.
D677,335 S 3/2013 Murphy et al.
D684,862 S 6/2013 Difranza
D745,393 S 12/2015 Robinson
D752,980 S 4/2016 Marcinkowski et al.
D756,224 S 5/2016 Damon et al.

Related U.S. Application Data

(62) Division of application No. 29/603,971, filed on May 15, 2017, now Pat. No. Des. 832,715.

(51) **LOC (12) Cl.** **09-01**

(52) **U.S. Cl.**
USPC **D9/600; D9/457**

(58) **Field of Classification Search**
USPC D3/270, 271.1–271.4; D7/510, 514–520, D7/599, 604, 613, 619.2, 623, 628; D9/600, 414–434, 455–457, 499; 206/457, 459.5, 527; 215/381–384, 400; D14/485, 492; D20/11, 23–25, 27, 29–30
CPC B65D 5/4258; B65D 81/60; B65D 81/365; B65D 81/366; B65D 81/368; B65D 2203/00; B65D 2203/02; B65D 67/00; A63H 33/16

See application file for complete search history.

(56) **References Cited**

U.S. PATENT DOCUMENTS

- D140,559 S 3/1945 Clark
D427,067 S 6/2000 Miller et al.

(Continued)

Primary Examiner — Sandra L Morris

(74) *Attorney, Agent, or Firm* — Joanne N. Pappas; Kevin C. Johnson

(57) **CLAIM**

The ornamental design for a razor package, as shown and described.

DESCRIPTION

FIG. 1 is a perspective view of a razor package of the present invention;

FIG. 2 is a front view of the razor package of FIG. 1;

FIG. 3 is a back view of the razor package of FIG. 1;

FIG. 4 is a right side view of the razor package of FIG. 1;

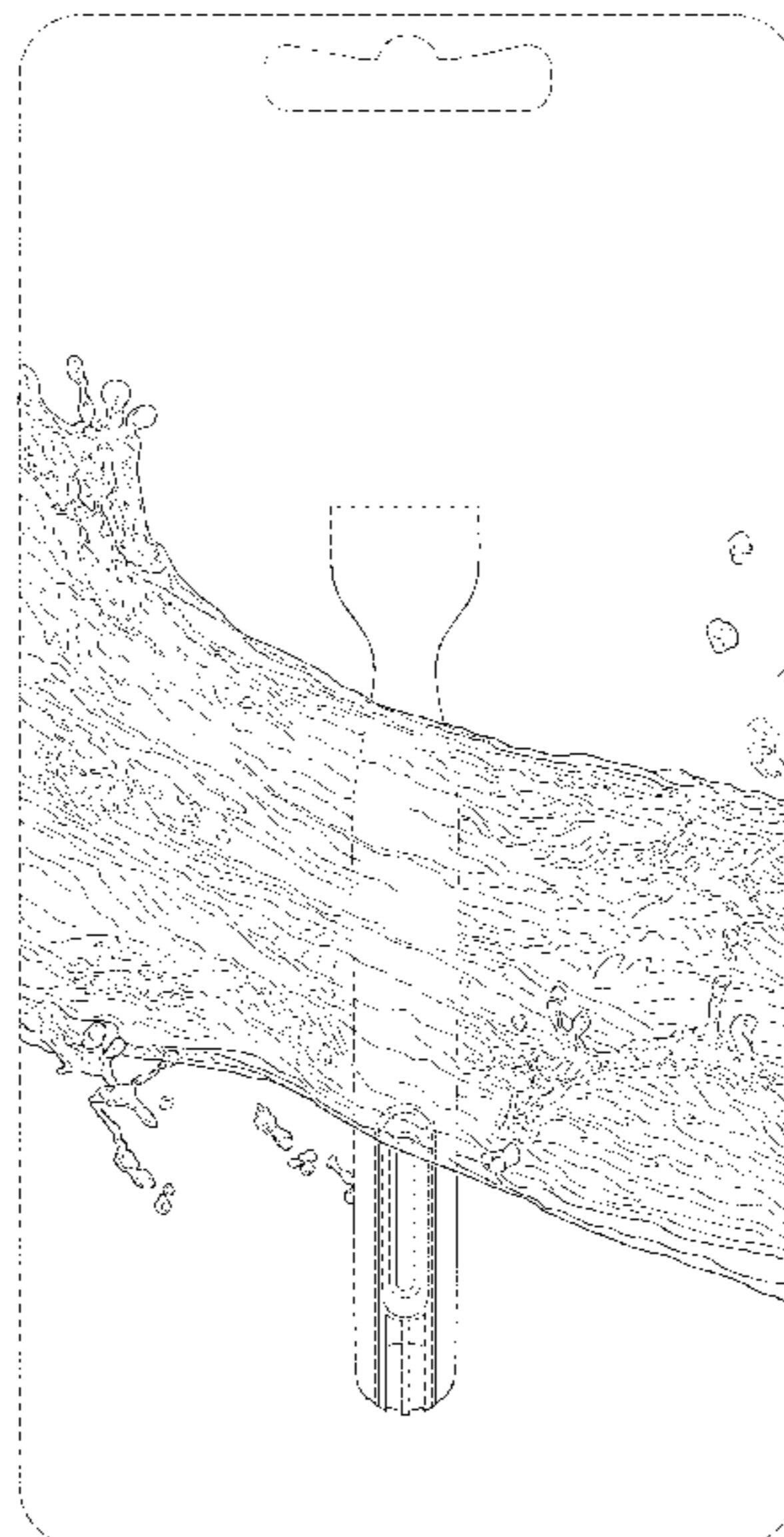
FIG. 5 is a left side view of the razor package of FIG. 1;

FIG. 6 is a top view of the razor package of FIG. 1; and,

FIG. 7 is a bottom view of the razor package of FIG. 1.

Further, the dash broken lines are shown for illustrative purposes only and form no part of the claimed design.

1 Claim, 4 Drawing Sheets



(56)

References Cited

U.S. PATENT DOCUMENTS

D759,496 S 6/2016 Damon et al.
D764,919 S 8/2016 Damon et al.

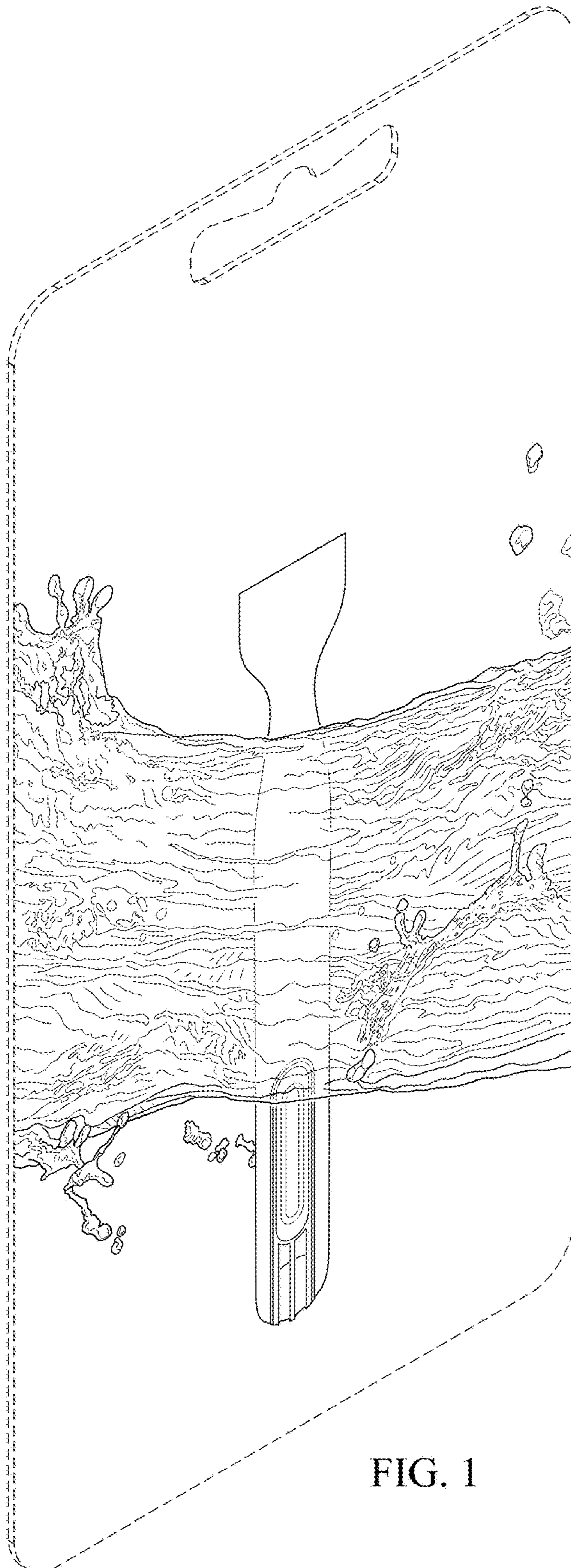


FIG. 1

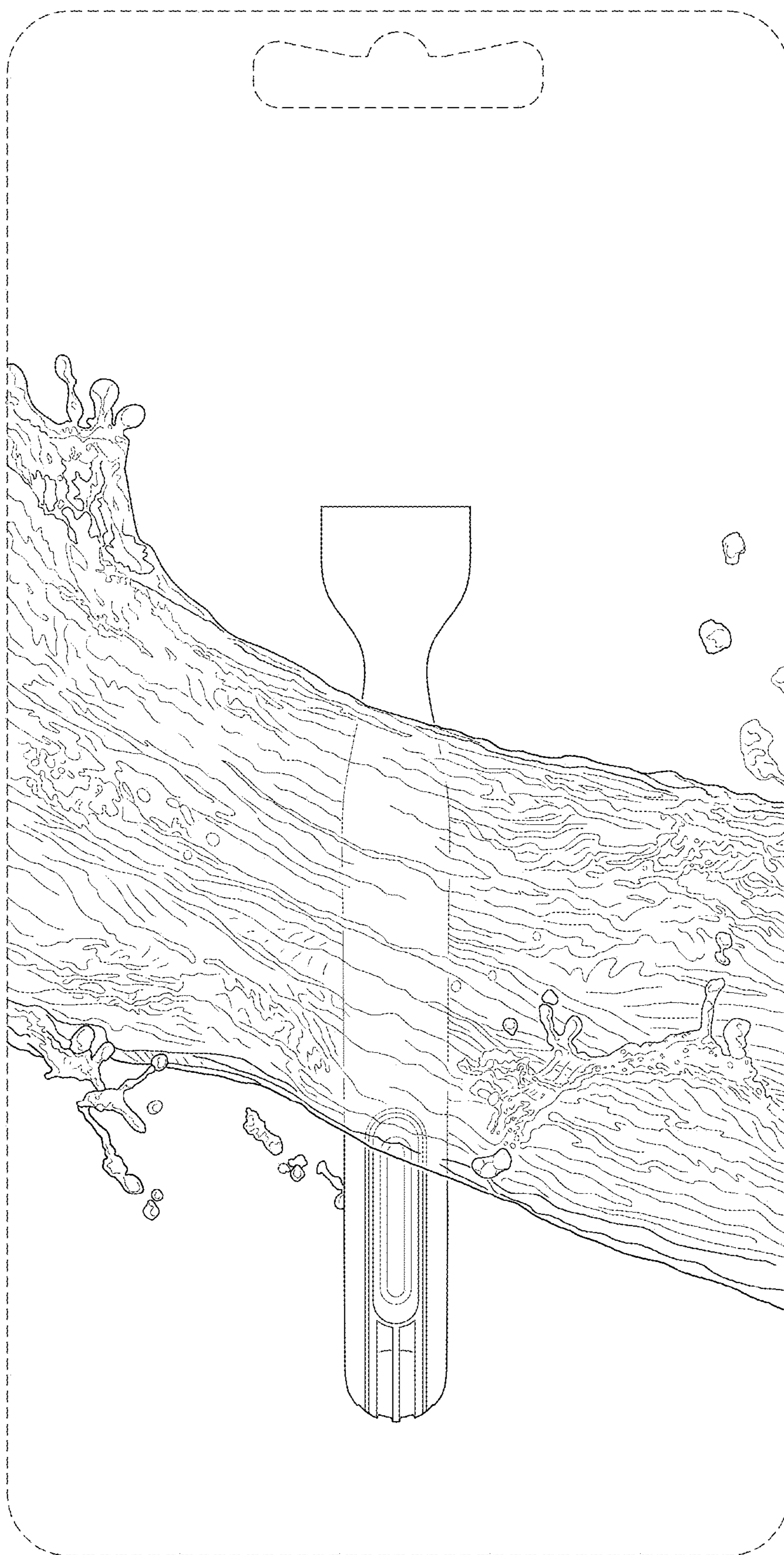


FIG. 2



FIG. 3

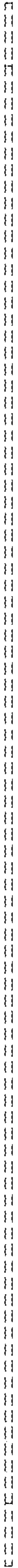


FIG. 4

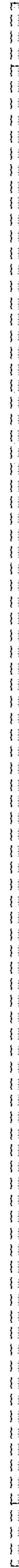


FIG. 5

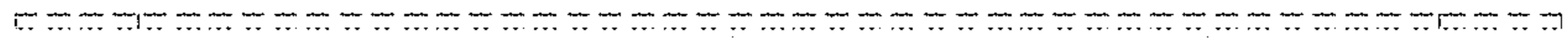


FIG. 6

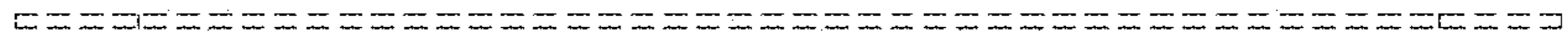


FIG. 7