



US00D875501S

(12) **United States Design Patent** (10) **Patent No.:** **US D875,501 S**  
**Dedrick** (45) **Date of Patent:** **\*\* Feb. 18, 2020**

(54) **SANDING TOOL**

FOREIGN PATENT DOCUMENTS

(71) Applicant: **Ted Randall Dedrick**, Encinitas, CA  
(US)

EP 0 904 897 A2 3/1999  
EP 2 283 970 A1 2/2011

(72) Inventor: **Ted Randall Dedrick**, Encinitas, CA  
(US)

\* cited by examiner

*Primary Examiner* — Philip S Hyder

(\*\*) Term: **15 Years**

(21) Appl. No.: **29/651,315**

(57) **CLAIM**

(22) Filed: **Apr. 23, 2018**

The ornamental design for a sanding tool, as shown and described.

(51) **LOC (12) Cl.** ..... **08-05**

(52) **U.S. Cl.**

USPC ..... **D8/90**

(58) **Field of Classification Search**

USPC ..... D8/90, 14; D32/40

CPC ..... B24D 15/00; B24D 15/02; B24D 15/023;  
B24D 15/04

See application file for complete search history.

**DESCRIPTION**

FIG. 1 is a perspective view of a sanding tool showing my new design, wherein the first bottom piece is in place;

FIG. 2 is a top plan view of FIG. 1;

FIG. 3 is a side elevation view of FIG. 1, wherein the opposite side is identical;

FIG. 4 is a front elevational view of FIG. 1, wherein the rear elevational view is identical;

FIG. 5 is a bottom plan view of FIG. 1;

FIG. 6 is a top plan view of the sanding block of FIG. 1, wherein the second bottom piece is in place;

FIG. 7 is a side elevational view of FIG. 6, wherein the opposite side is identical;

FIG. 8 is a front elevational view of FIG. 6, wherein the rear elevational view is identical;

FIG. 9 is a bottom plan view of FIG. 6;

FIG. 10 is a top plan view of the sanding block of FIG. 1, wherein the third bottom piece is in place;

FIG. 11 is a side elevational view of FIG. 10, wherein the opposite side is identical;

FIG. 12 is a front elevational view of FIG. 10, wherein the rear elevational view is identical; and,

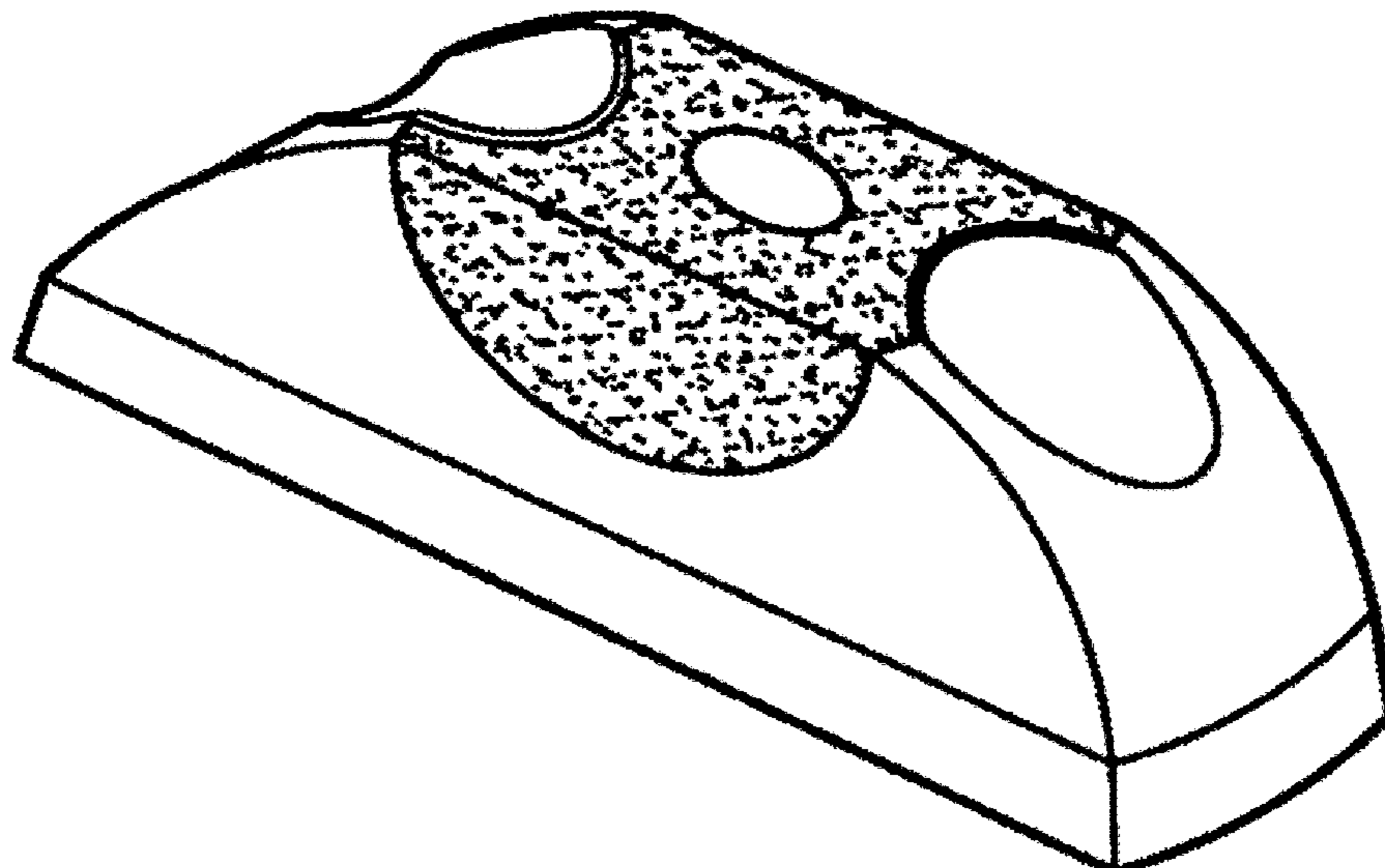
FIG. 13 is a bottom plan view of FIG. 10.

(56) **References Cited**

U.S. PATENT DOCUMENTS

|              |      |         |          |                              |
|--------------|------|---------|----------|------------------------------|
| 5,056,273    | A    | 10/1991 | Martel   |                              |
| 5,337,523    | A    | 8/1994  | Walsh    |                              |
| 5,662,519    | A    | 9/1997  | Arnold   |                              |
| D406,517     | S *  | 3/1999  | Ali      | ..... D8/90                  |
| 6,062,966    | A *  | 5/2000  | Ali      | ..... B24D 15/04<br>451/503  |
| 6,261,031    | B1 * | 7/2001  | Stipe    | ..... B23D 71/04<br>407/29.1 |
| 6,960,125    | B2   | 11/2005 | Mick     |                              |
| D564,325     | S *  | 3/2008  | Henke    | ..... D8/90                  |
| 8,057,286    | B2 * | 11/2011 | Walsh    | ..... B24D 15/04<br>451/495  |
| D661,566     | S *  | 6/2012  | Comstock | ..... D8/90                  |
| 8,210,910    | B2 * | 7/2012  | McLain   | ..... B24D 15/02<br>451/461  |
| 8,870,629    | B2   | 10/2014 | Comstock |                              |
| 2009/0163123 | A1   | 6/2009  | Turnbull |                              |
| 2010/0009610 | A1   | 1/2010  | Rivard   |                              |

**1 Claim, 2 Drawing Sheets**



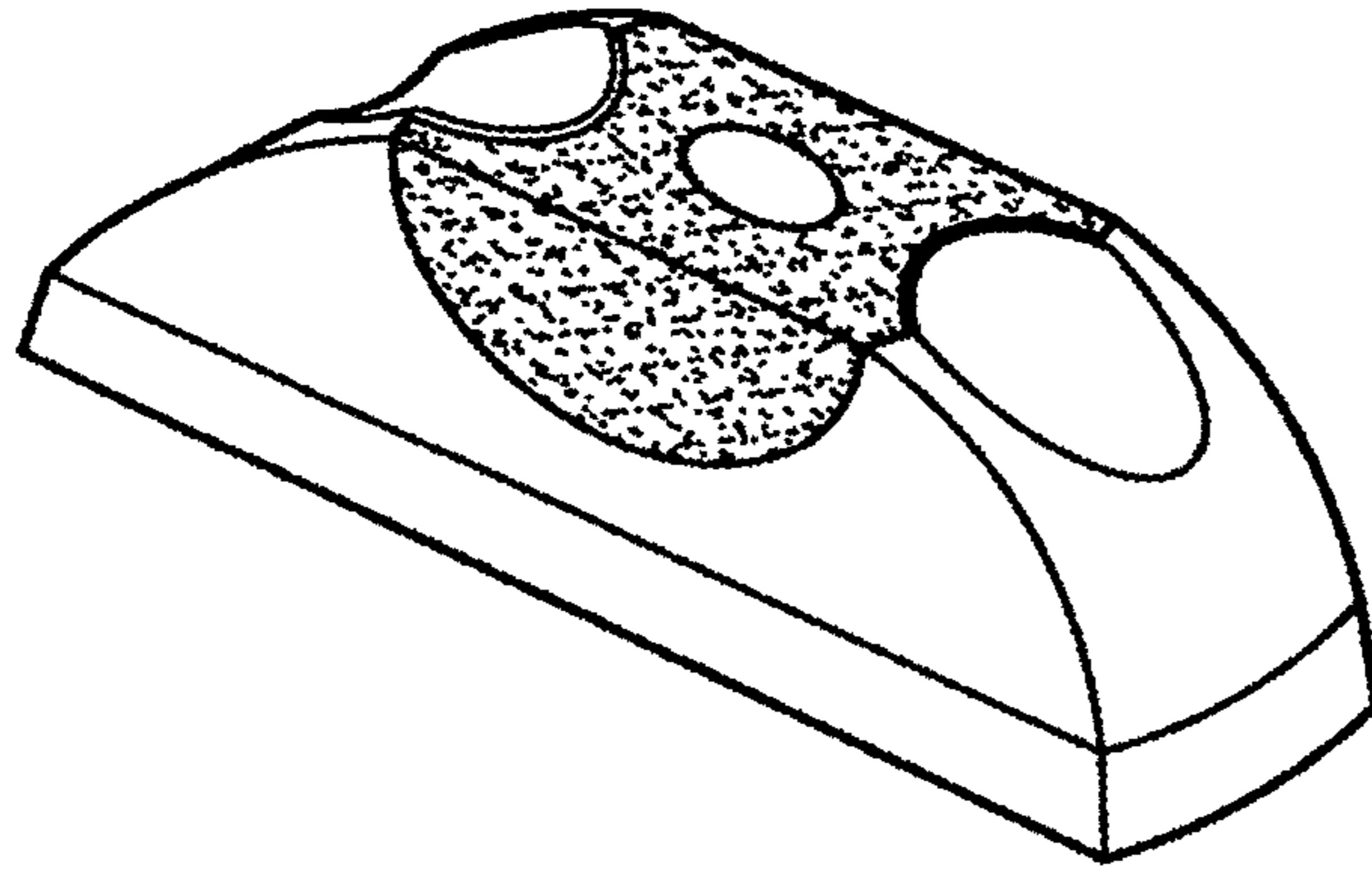


FIG. 1

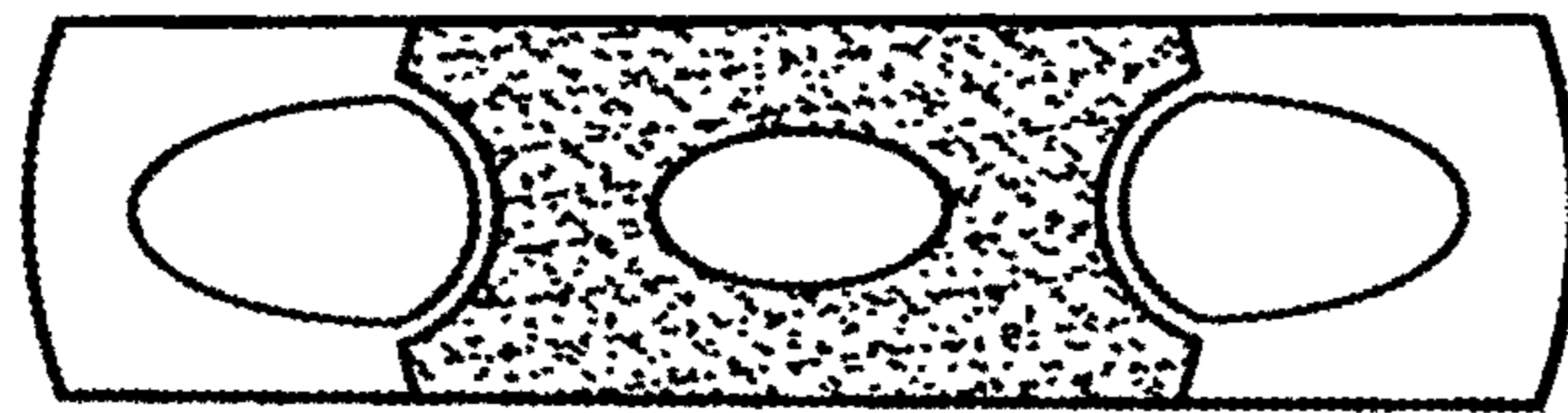


FIG. 2




FIG. 3

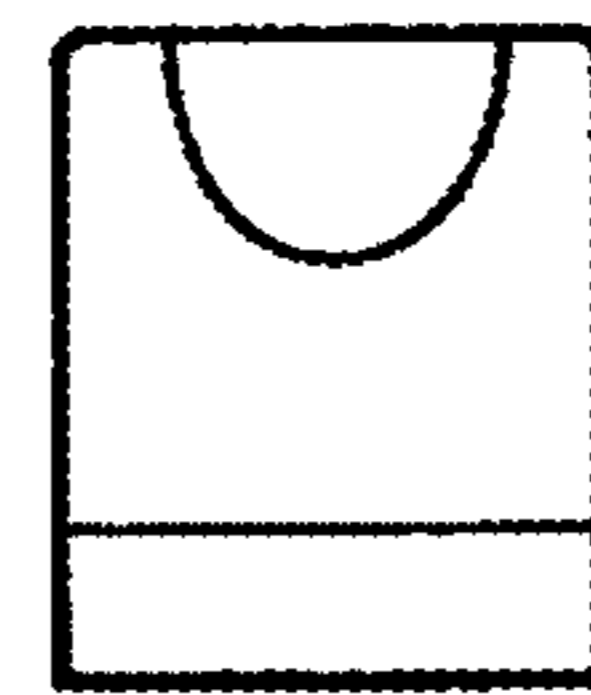


FIG. 4




FIG. 5

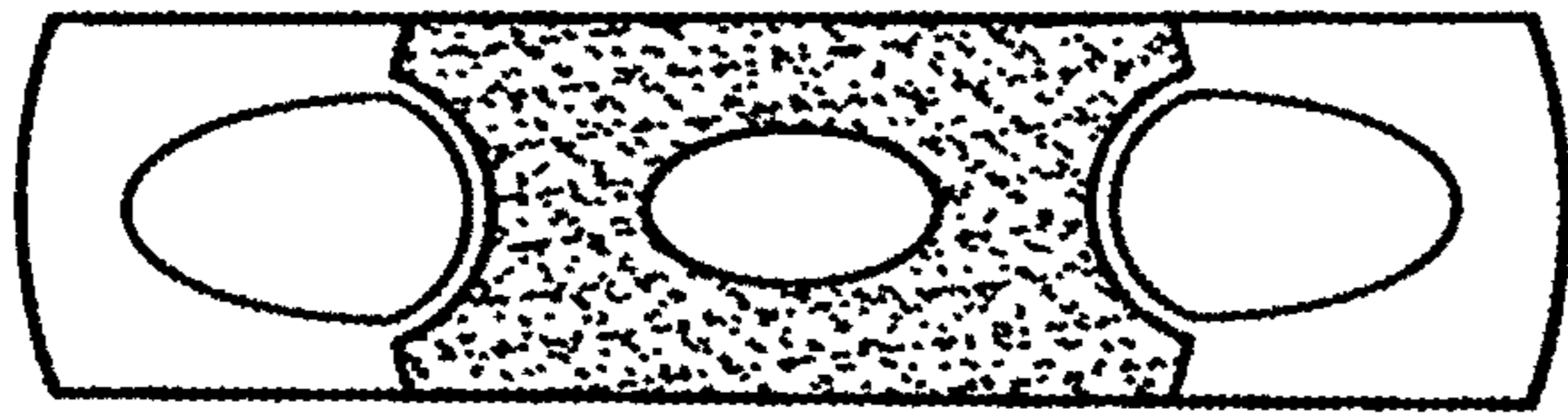


FIG. 6




FIG. 7

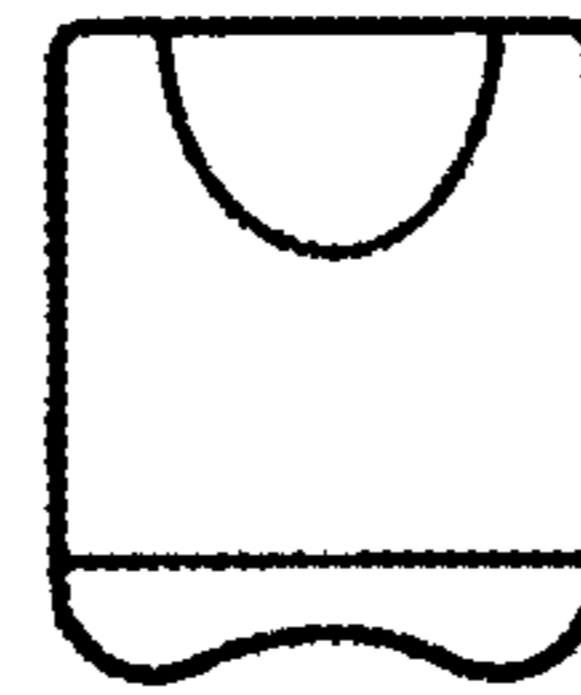


FIG. 8




FIG. 9

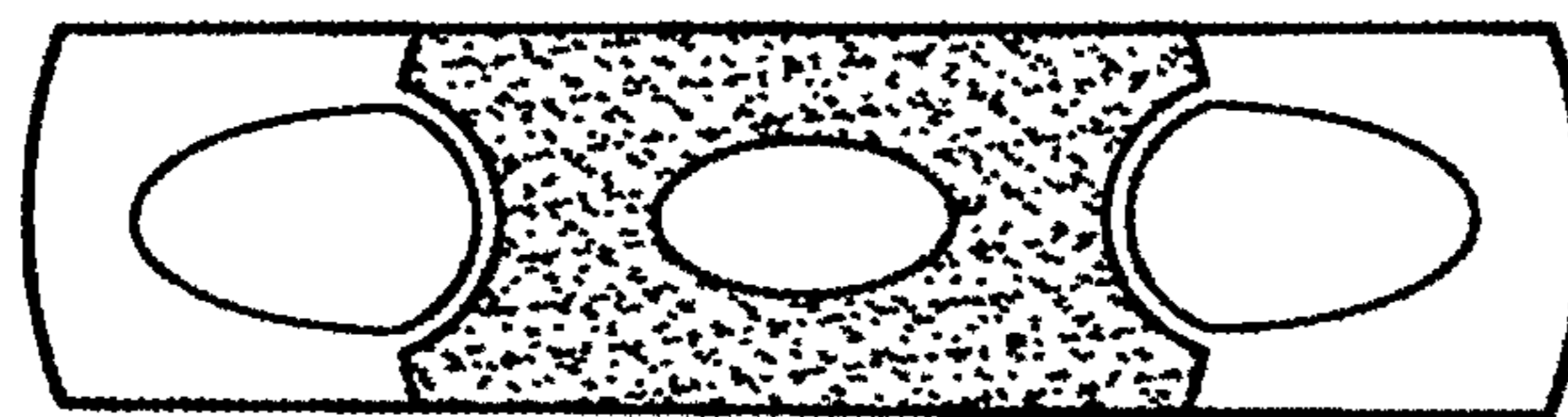


FIG. 10

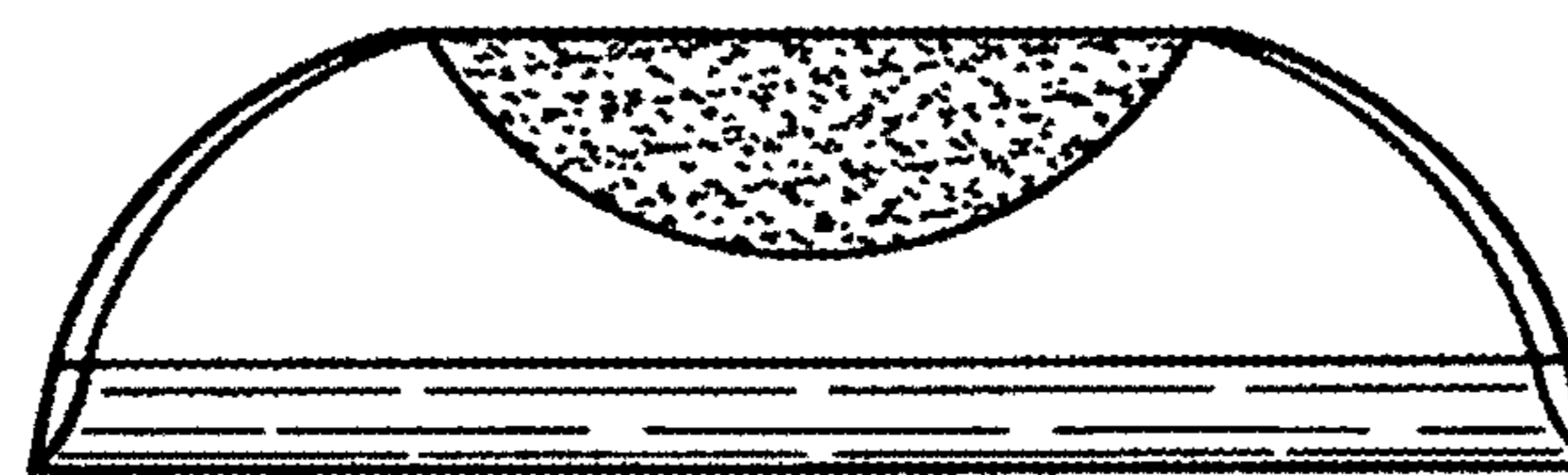


FIG. 11

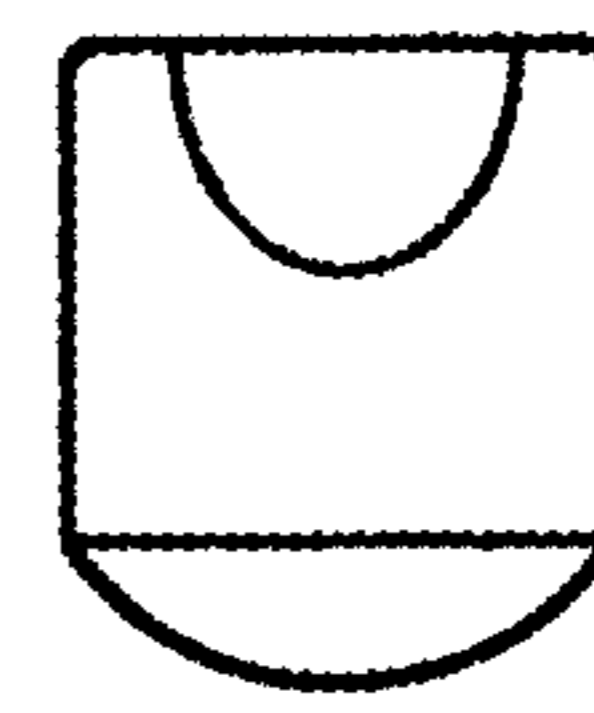


FIG. 12




FIG. 13