



US00D875477S

(12) **United States Design Patent**
Downie et al.

(10) **Patent No.:** **US D875,477 S**

(45) **Date of Patent:** **** Feb. 18, 2020**

(54) **POCKET FOR A COOLER PACK**

2007/0237432 A1* 10/2007 Mogil A45C 7/0077
383/38

(71) Applicant: **MEDELA HOLDING AG**, Baar (CH)

* cited by examiner

(72) Inventors: **Kathy Downie**, McHenry, IL (US);
Carl Huval, McHenry, IL (US);
Claudia Kowanda, McHenry, IL (US)

Primary Examiner — Terry A Wallace
(74) *Attorney, Agent, or Firm* — Marshall, Gerstein &
Borun LLP

(73) Assignee: **MEDELA HOLDING AG**, Baar (CH)

(57) **CLAIM**

The ornamental design for a pocket for a cooler pack, as shown and described.

(**) Term: **15 Years**

DESCRIPTION

(21) Appl. No.: **29/638,278**

(22) Filed: **Feb. 26, 2018**

(51) **LOC (12) Cl.** **07-01**

(52) **U.S. Cl.**

USPC **D7/605**

(58) **Field of Classification Search**

USPC D7/605, 607, 709, 710, 629; D3/283,
D3/289

CPC F25D 2331/804; F25D 3/08; B65D 30/08;
B65D 81/3858; B65D 81/3823; B65D
81/3888; B65D 81/18; B65D 8/18; B65D
31/04; A45C 11/20

See application file for complete search history.

FIG. 1 is a front perspective view of a pocket for a cooler pack of a first embodiment of the present invention; FIG. 2 is a front view of the invention illustrated in FIG. 1; FIG. 3 is a rear view of the invention illustrated in FIG. 1; FIG. 4 is a top plan view of the invention illustrated in FIG. 1; FIG. 5 is a bottom plan view of the invention illustrated in FIG. 1; FIG. 6 is a right side view of the invention illustrated in FIG. 1, the left side view being a mirror image thereof; FIG. 7 is a front view of the invention illustrated in FIG. 1, with a package provided in the pocket for a cooler pack, the package being illustrated in broken lines; and, FIG. 8 is a front view of a pocket for a cooler pack of a second embodiment of the present invention, with a rear view being the same as FIG. 3, a top plan view being the same as FIG. 4, a bottom plan view being the same as FIG. 5, a right side view being the same as FIG. 6, and a left side view being a mirror image of FIG. 6. The broken lines in the drawings illustrate environment, or portions of the pocket for cooler pack, and form no part of the claimed design.

(56) **References Cited**

U.S. PATENT DOCUMENTS

D492,160 S * 6/2004 Lanman D7/605
2005/0103044 A1* 5/2005 Mogil A45C 11/20
62/457.7

1 Claim, 8 Drawing Sheets

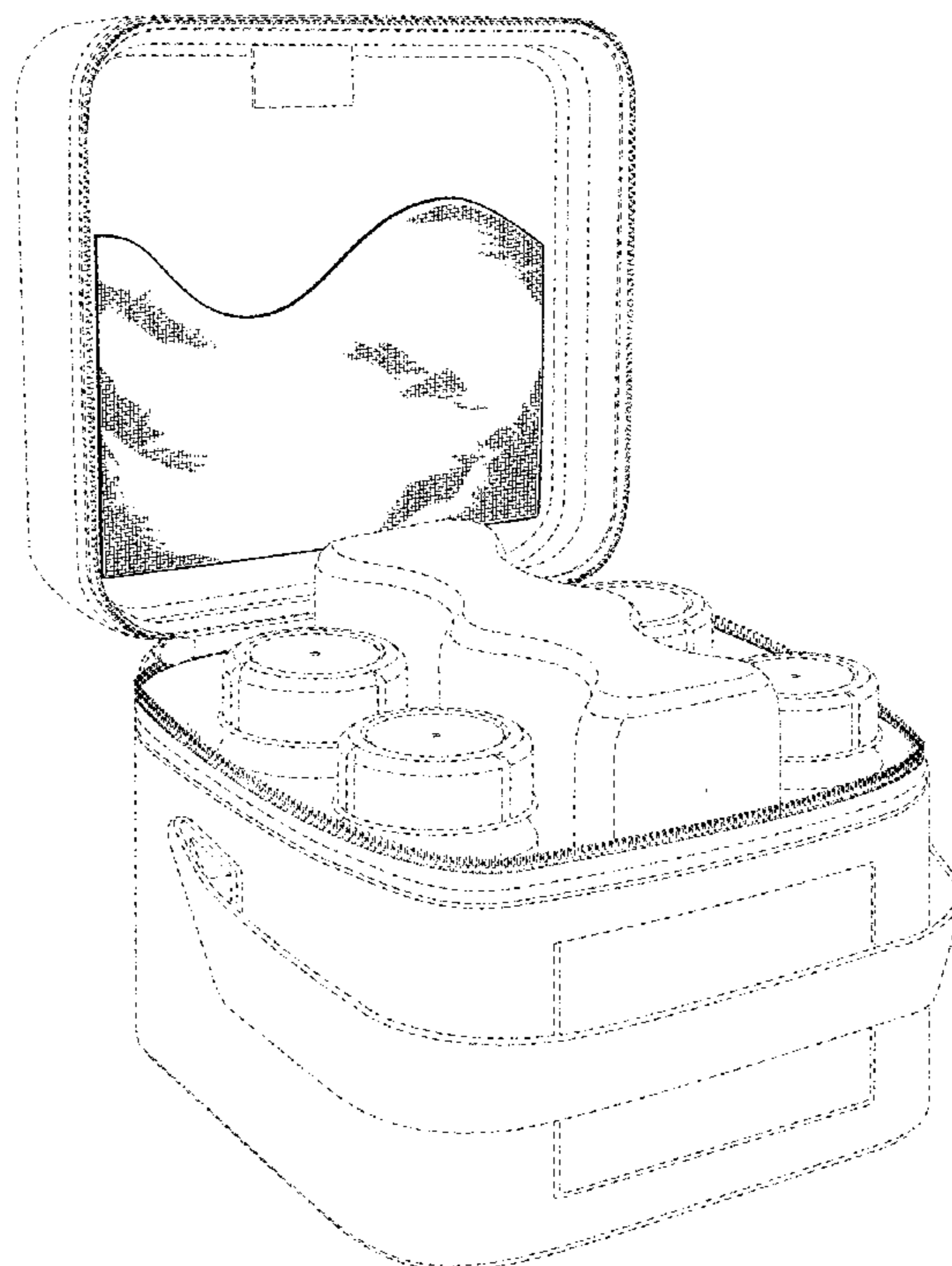


FIG. 1

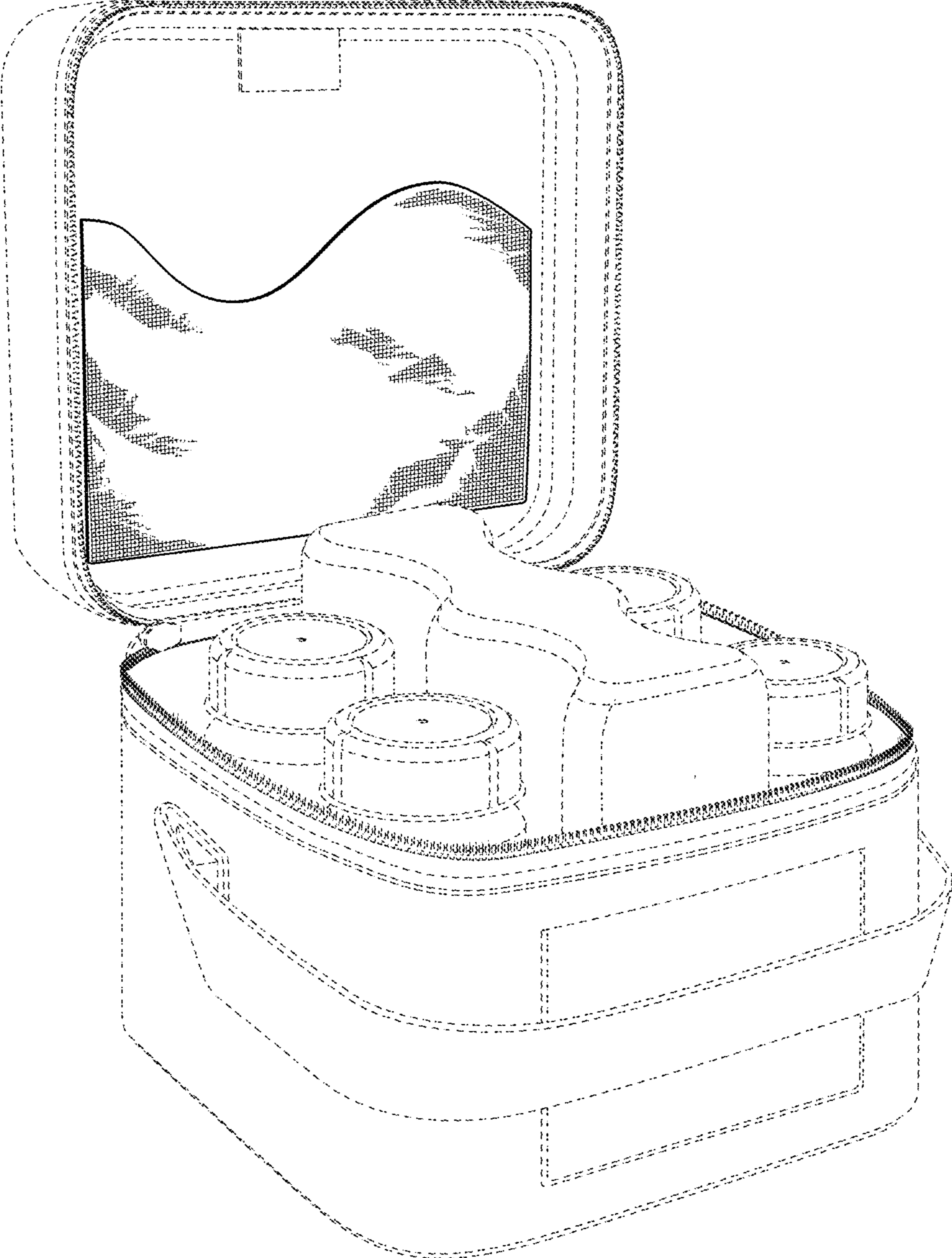


FIG. 2




FIG. 3

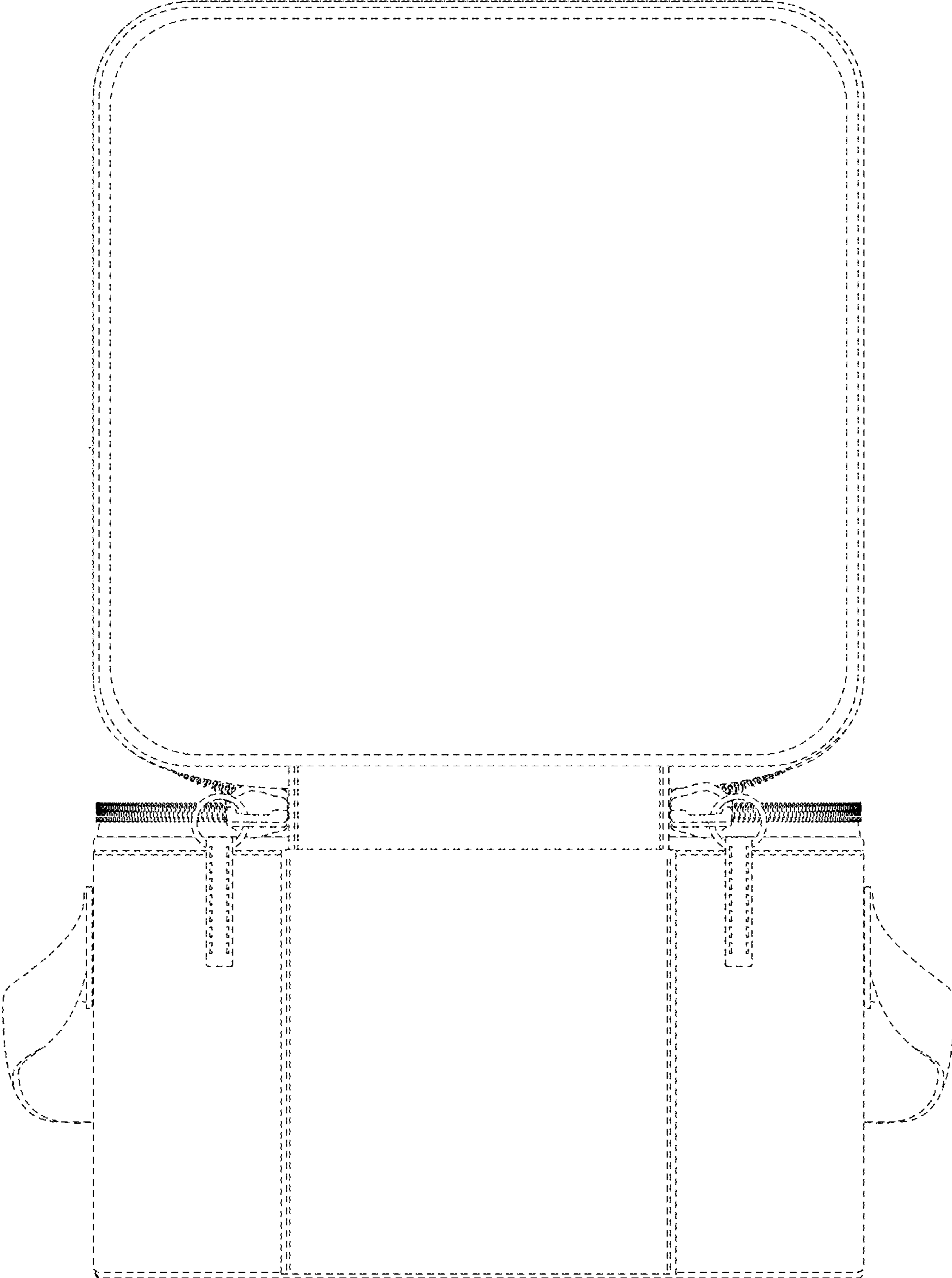


FIG. 4

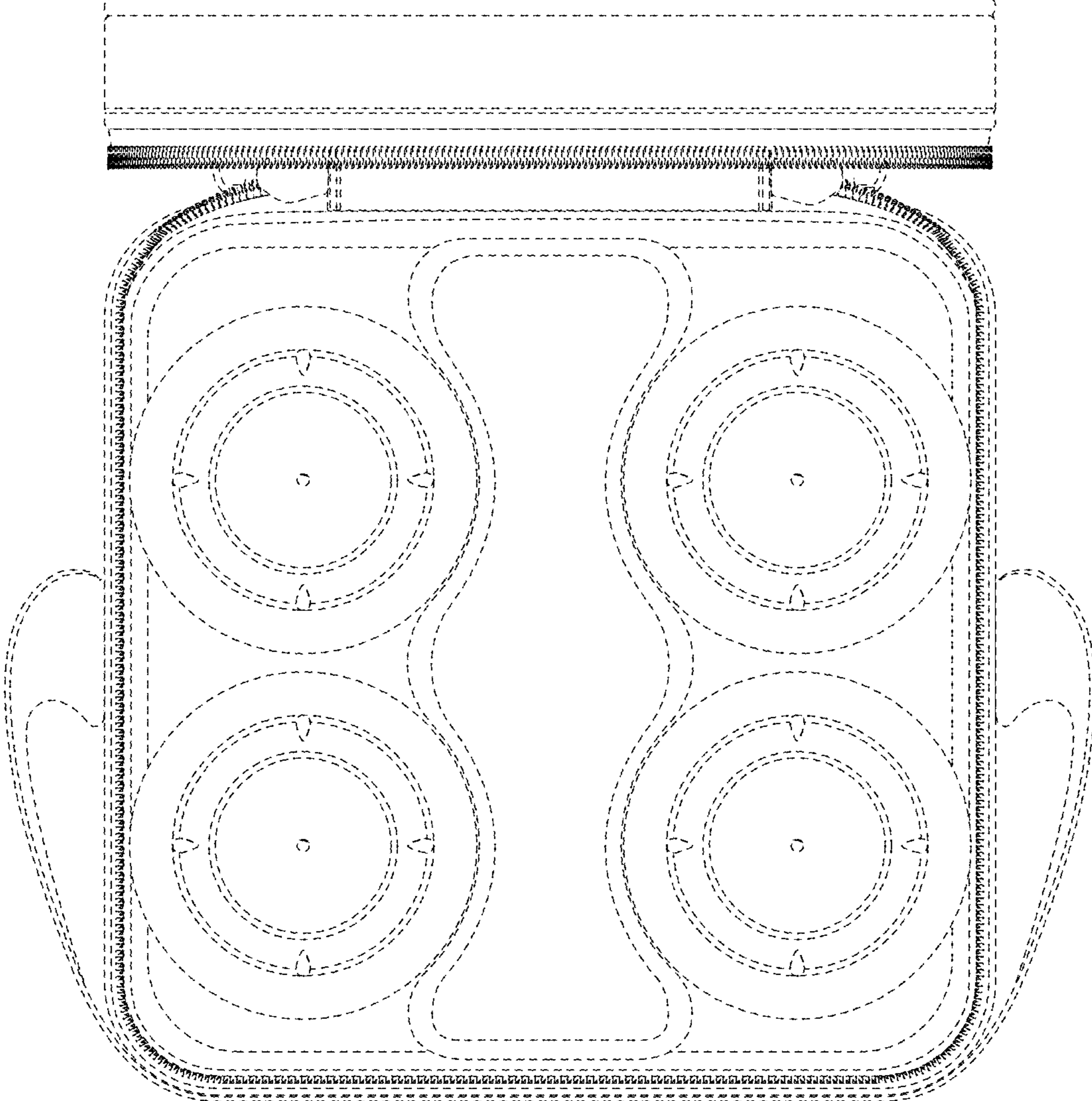


FIG. 5

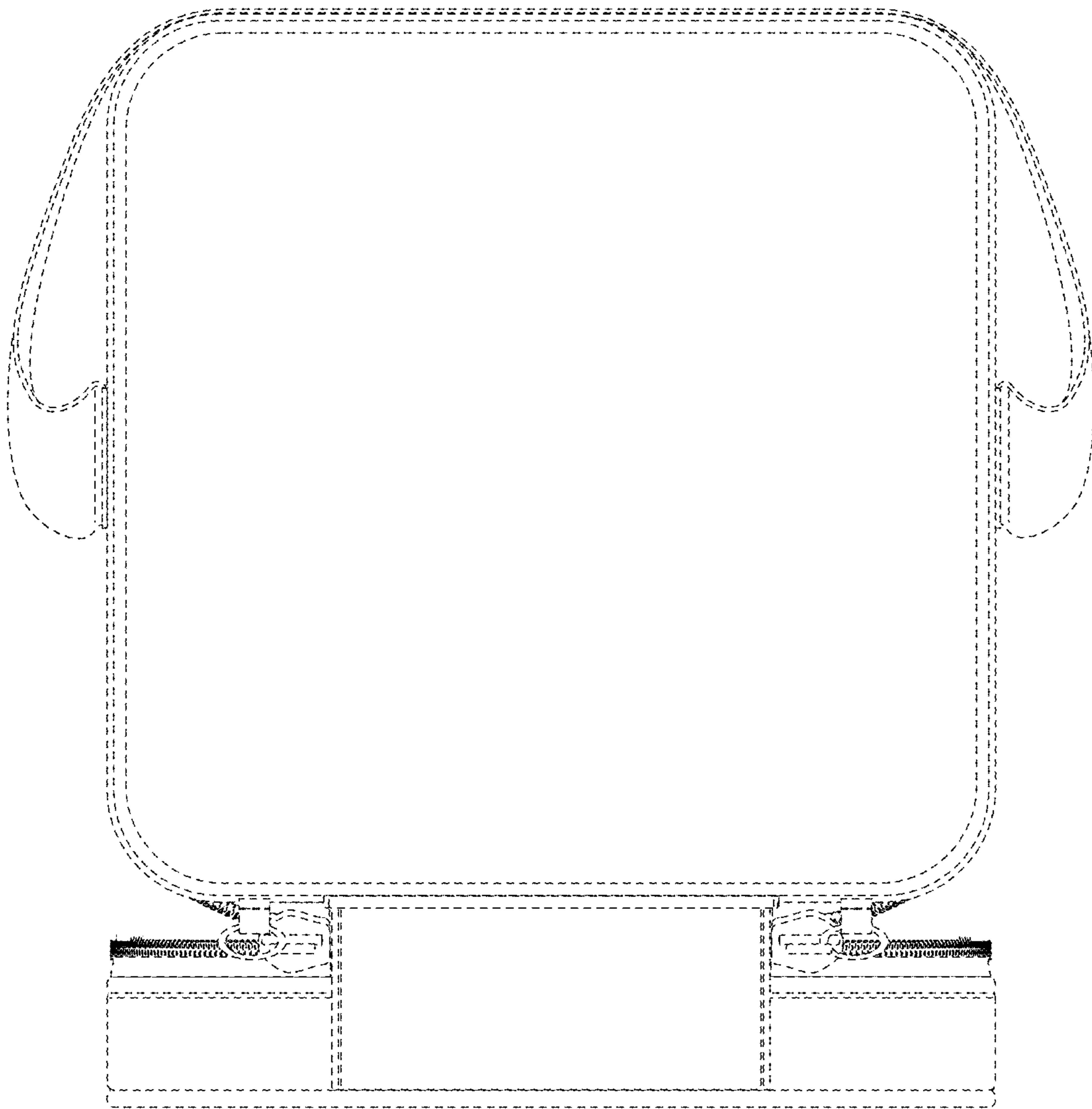


FIG. 6

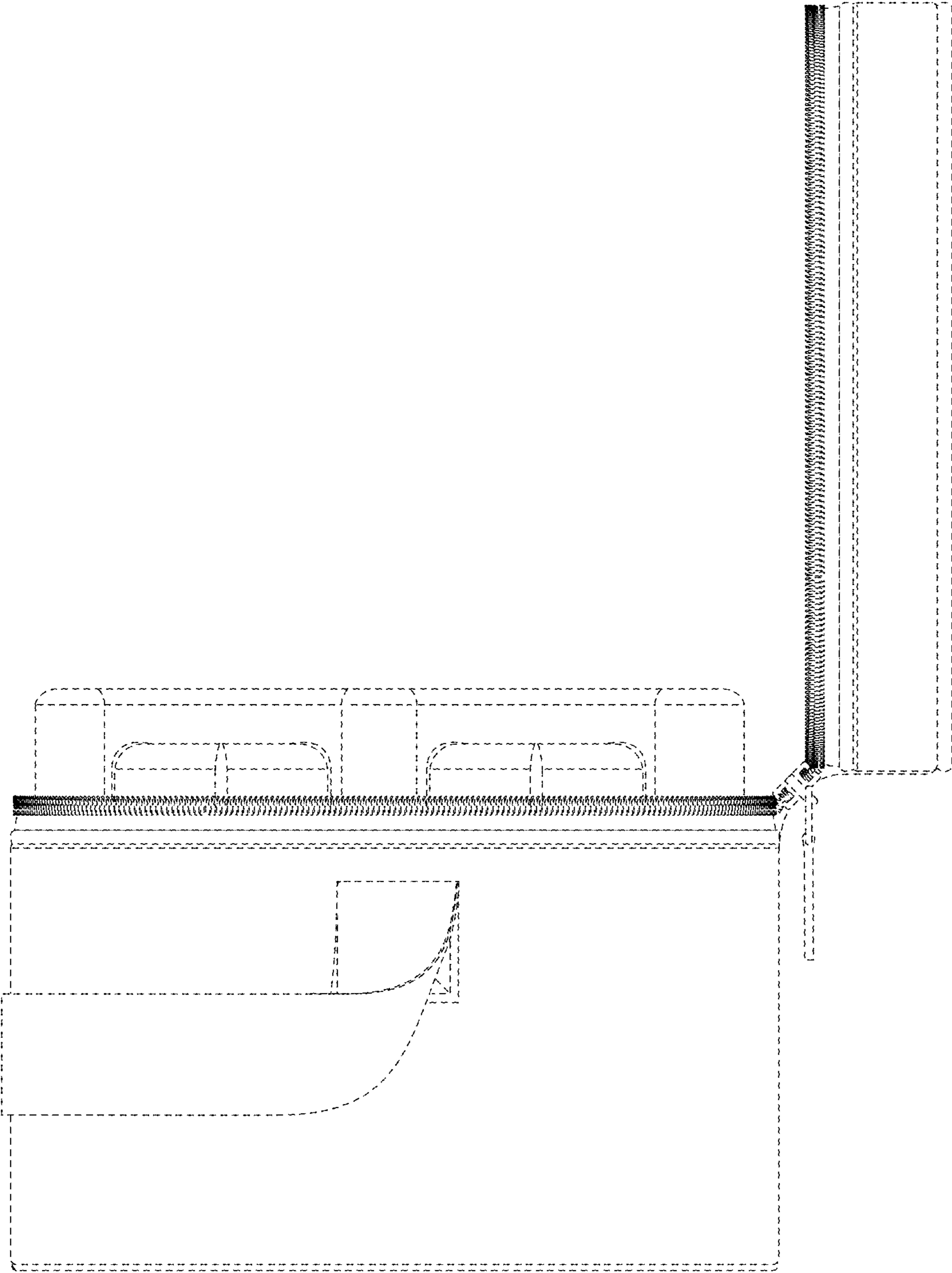


FIG. 7




FIG. 8

