



US00D875460S

(12) **United States Design Patent** (10) **Patent No.:** **US D875,460 S**  
**Chen** (45) **Date of Patent:** **\*\* Feb. 18, 2020**

(54) **AIR OVEN**

(56) **References Cited**

(71) Applicant: **ZHEJIANG TIANXI KITCHEN APPLIANCE CO., LTD.**, Lishui (CN)

U.S. PATENT DOCUMENTS

(72) Inventor: **Xiyan Chen**, Gaozhou (CN)

D379,735 S *	6/1997	Hamada	D7/350.2
D410,815 S *	6/1999	Oger	D7/354
D422,447 S *	4/2000	Josancy	D7/354
D474,937 S *	5/2003	Josancy	D7/354
D668,908 S *	10/2012	De' Longhi	D7/354
D698,593 S *	2/2014	Ishikawa	D7/354
D734,973 S *	7/2015	Leavitt	D7/323
D814,232 S *	4/2018	Barquin	D7/354
D823,634 S *	7/2018	Miyawaki	D7/354
D831,402 S *	10/2018	Patel	D7/326
D836,381 S *	12/2018	Moon	D7/354
D839,040 S *	1/2019	Seymour	D7/354
D841,388 S *	2/2019	Zhang	D7/354

(\*\*) Term: **15 Years**

(21) Appl. No.: **29/650,463**

(22) Filed: **Jun. 7, 2018**

(30) **Foreign Application Priority Data**

Dec. 14, 2017 (CN) ..... 2017 3 0637047

\* cited by examiner

(51) **LOC (12) Cl.** ..... **07-02**

*Primary Examiner* — Ricky Pham

(52) **U.S. Cl.**  
USPC ..... **D7/354**

(74) *Attorney, Agent, or Firm* — W&K IP

(58) **Field of Classification Search**  
USPC ..... D7/323, 326, 350.2, 354-361  
CPC ..... A23L 1/01; A23L 1/0107; A23L 1/0114;  
A47J 27/00; A47J 27/08; A47J 27/09;  
A47J 27/092; A47J 36/025; A47J 36/06;  
A47J 36/08; A47J 36/10; A47J 36/12;  
A47J 36/165; A47J 36/18; A47J 36/20;  
A47J 36/22; A47J 37/00; A47J 37/12;  
A47J 37/1204; A47J 37/1209; A47J  
37/1214; A47J 37/1219; A47J 37/1266;  
A47J 37/1285; A47J 37/129; A47J  
37/1295; G07F 17/0064; G07F 17/0078;  
G07F 17/0085; H05B 6/02; H05B 6/06;  
H05B 6/12

(57) **CLAIM**


The ornamental design for an air oven, as shown and described.

**DESCRIPTION**

FIG. 1 is a front perspective view of an air oven;  
FIG. 2 is a back perspective view thereof;  
FIG. 3 is a front view thereof;  
FIG. 4 is a back view thereof;  
FIG. 5 is a left side view thereof;  
FIG. 6 is a right side view thereof;  
FIG. 7 is a top plan view thereof; and,  
FIG. 8 is a bottom plan view thereof.  
The portions of the article shown in broken lines form no part of the claimed design.

See application file for complete search history.

**1 Claim, 8 Drawing Sheets**






FIG. 1

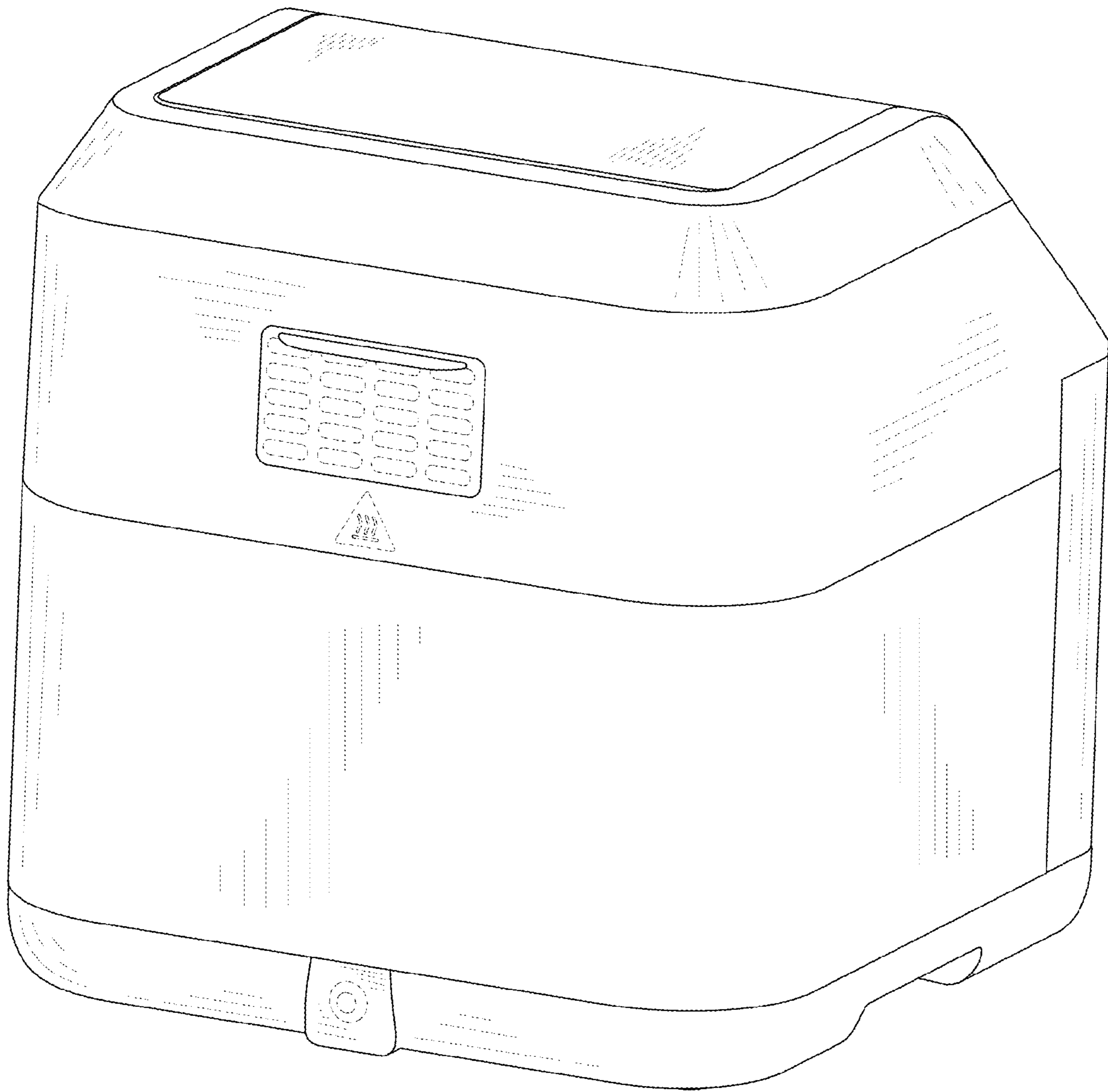


FIG. 2




FIG. 3




FIG. 4




FIG. 5

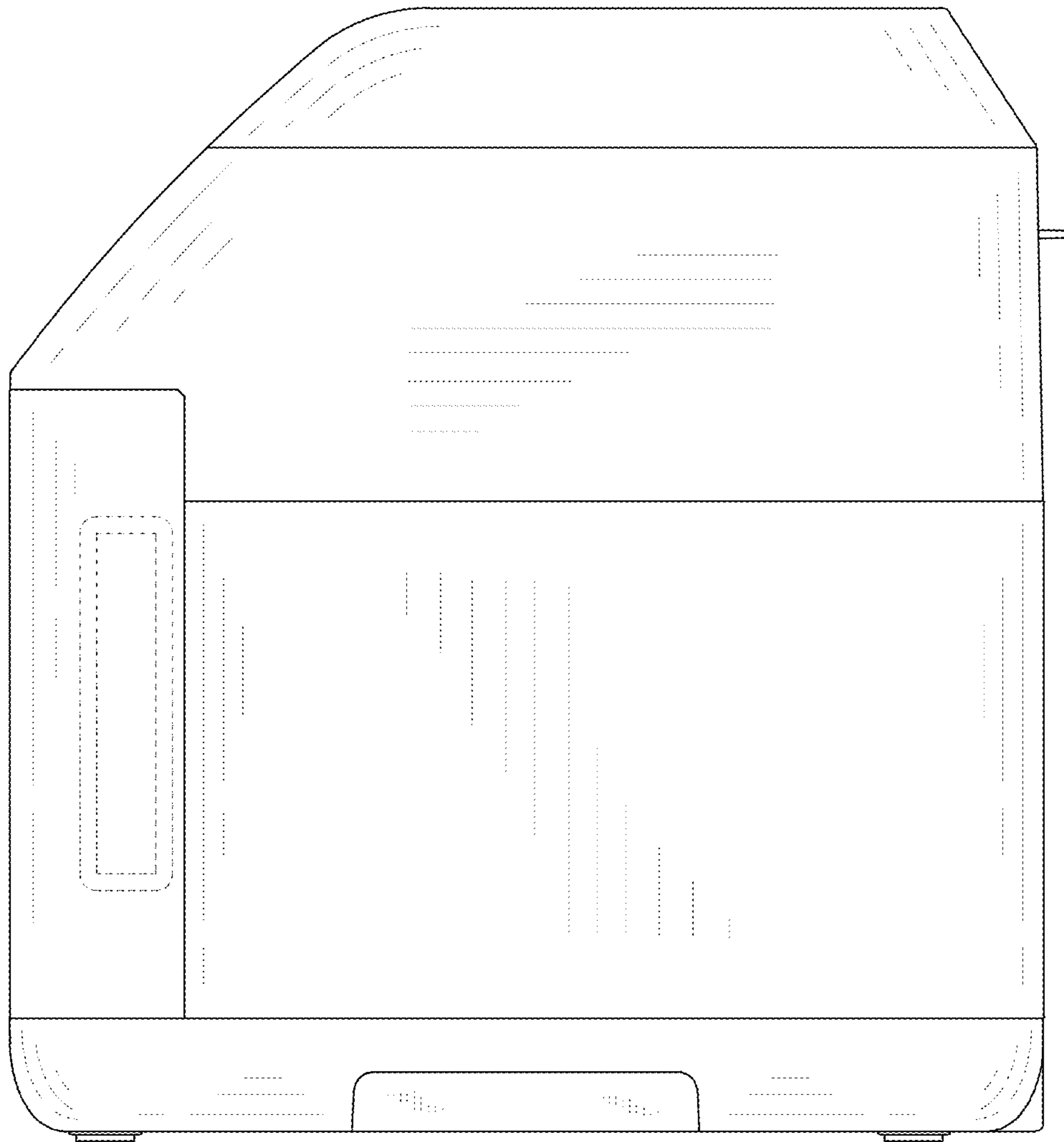


FIG.6

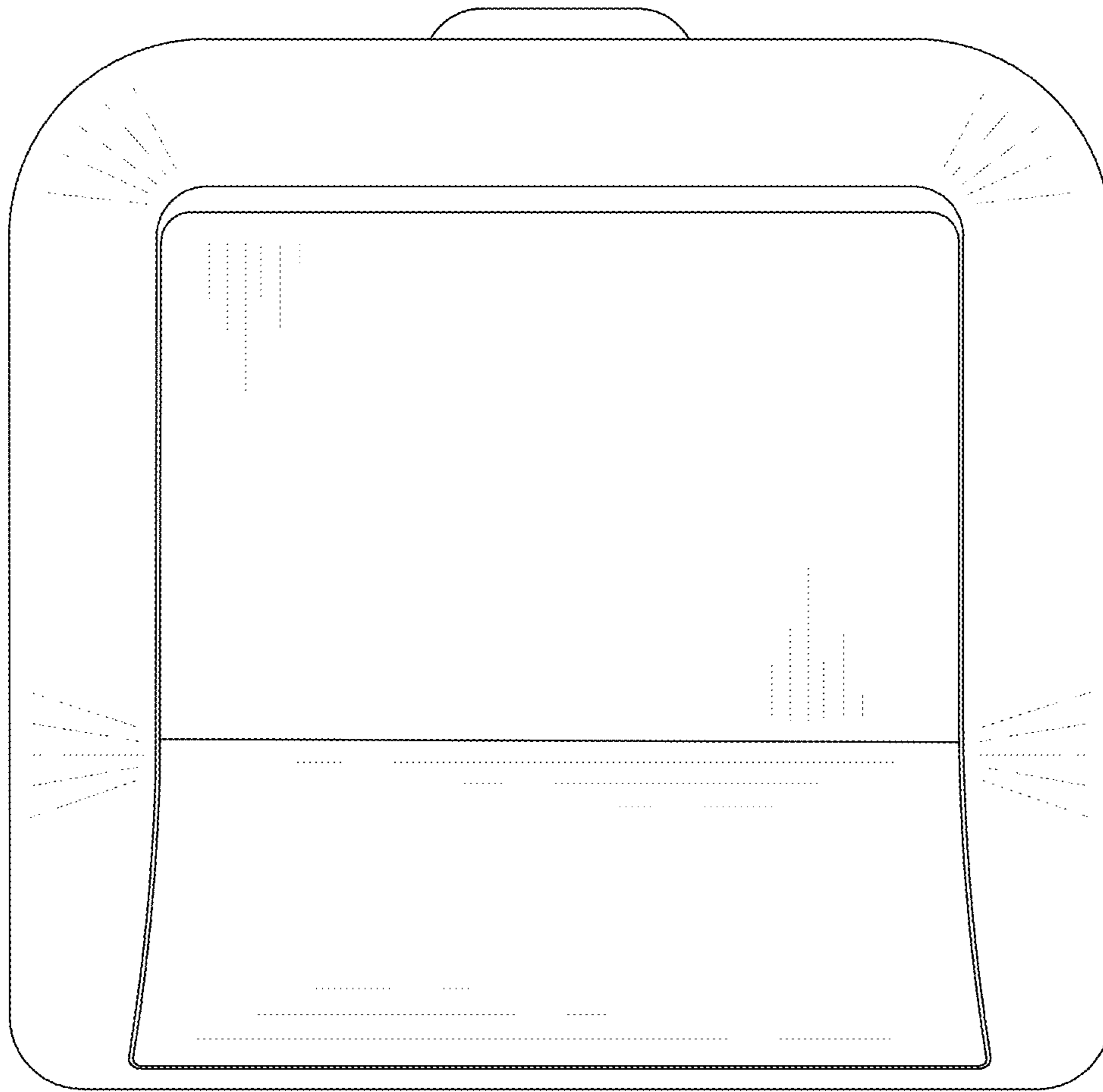


FIG. 7



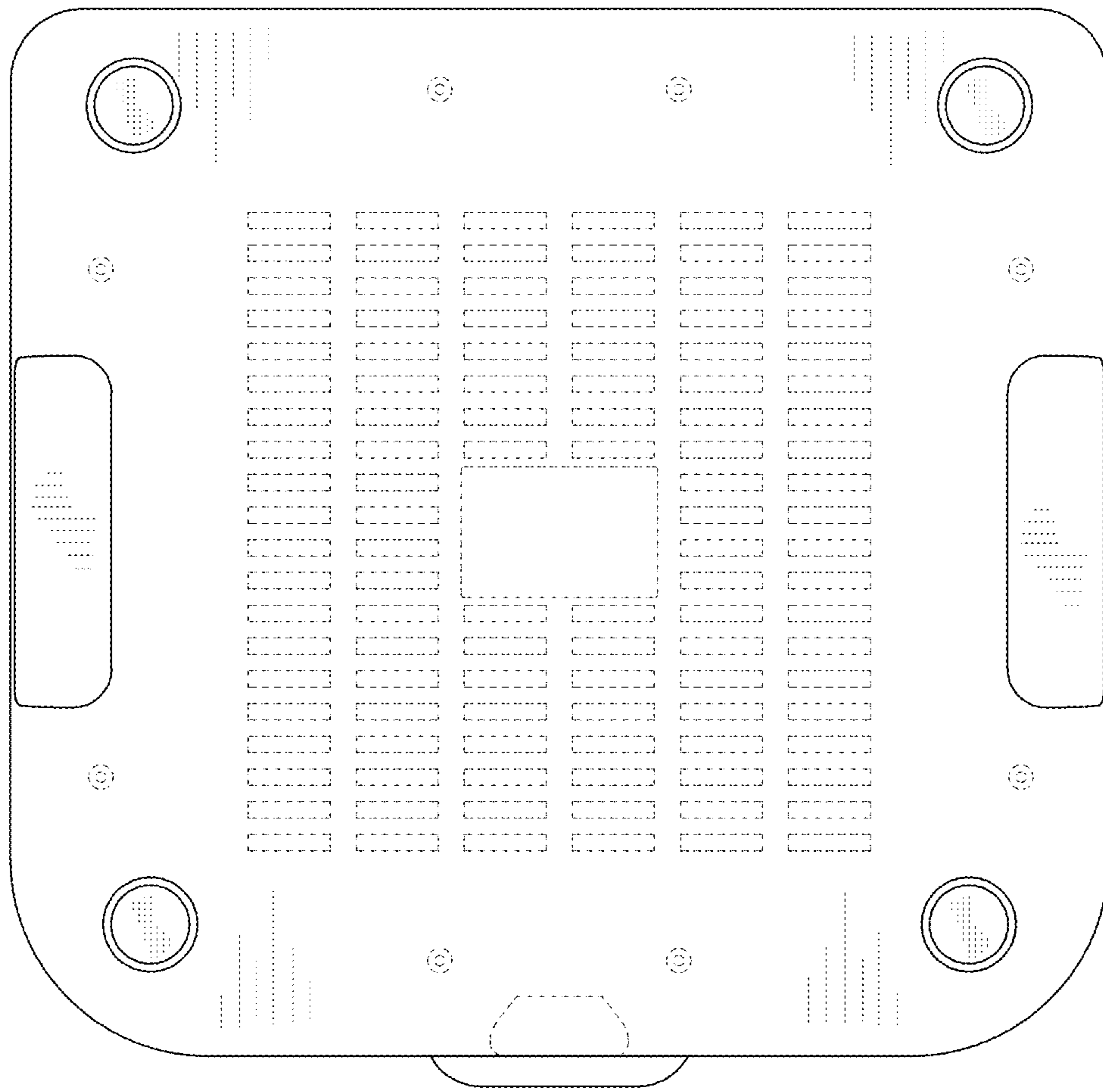


FIG. 8