



US00D875428S

(12) **United States Design Patent** (10) **Patent No.:** **US D875,428 S**  
**Lin** (45) **Date of Patent:** **\*\* Feb. 18, 2020**

(54) **MESSAGE MAT** D517,750 S \* 3/2006 Conforth ..... A47G 9/062  
D30/134  
(71) Applicant: **Sourceman Inc.**, Pomona, CA (US) D638,224 S \* 5/2011 Ko ..... D5/56  
D672,181 S \* 12/2012 Stoddard ..... D5/53  
(72) Inventor: **Chieh Jen Lin**, New Taipei (TW) D679,533 S \* 4/2013 Stoddard ..... D6/592  
D802,336 S \* 11/2017 Shir ..... F04B 35/04  
D6/605  
(73) Assignee: **Sourceman Inc.**, Chino, CA (US) D840,717 S \* 2/2019 Lu ..... D6/582  
D846,915 S \* 4/2019 Huang ..... D6/604  
(\*\*) Term: **15 Years** 2007/0077153 A1\* 4/2007 Austen ..... F04B 35/04  
417/53  
(21) Appl. No.: **29/661,108** 2015/0113730 A1\* 4/2015 Wentland ..... A47G 9/062  
5/417

(22) Filed: **Aug. 24, 2018**  
(51) **LOC (12) Cl.** ..... **06-11**  
(52) **U.S. Cl.**  
USPC ..... **D6/582**  
(58) **Field of Classification Search**  
USPC ..... D6/331, 333, 341, 342, 582-585, 588,  
D6/589, 592, 596-598, 601, 604-606,  
D6/707.18, 707.19, 718.27; D21/808;  
D23/261; D24/200, 212-215; D25/163;  
D32/40, 57  
CPC .... A47D 13/063; A47D 15/003; A47D 5/006;  
A47G 27/0212; A47G 27/0225; A47G  
27/0231; A47G 27/0237; A47L 23/26;  
A47L 23/266; A47K 7/026; A63B  
21/4037; A63B 6/00  
See application file for complete search history.

(56) **References Cited**  
U.S. PATENT DOCUMENTS  
D32,525 S \* 4/1900 Underwood ..... D99/34  
863,054 A \* 8/1907 Dickerson ..... A47L 23/24  
15/215  
3,488,684 A \* 1/1970 Wrightson ..... A47G 27/0225  
112/420  
D314,805 S \* 2/1991 Thomas ..... A47L 23/24  
D21/809

\* cited by examiner

*Primary Examiner* — Kevin K Rudzinski  
*Assistant Examiner* — Clare Ann Gannon  
(74) *Attorney, Agent, or Firm* — Mark H. Whittenberger;  
Holland & Knight LLP

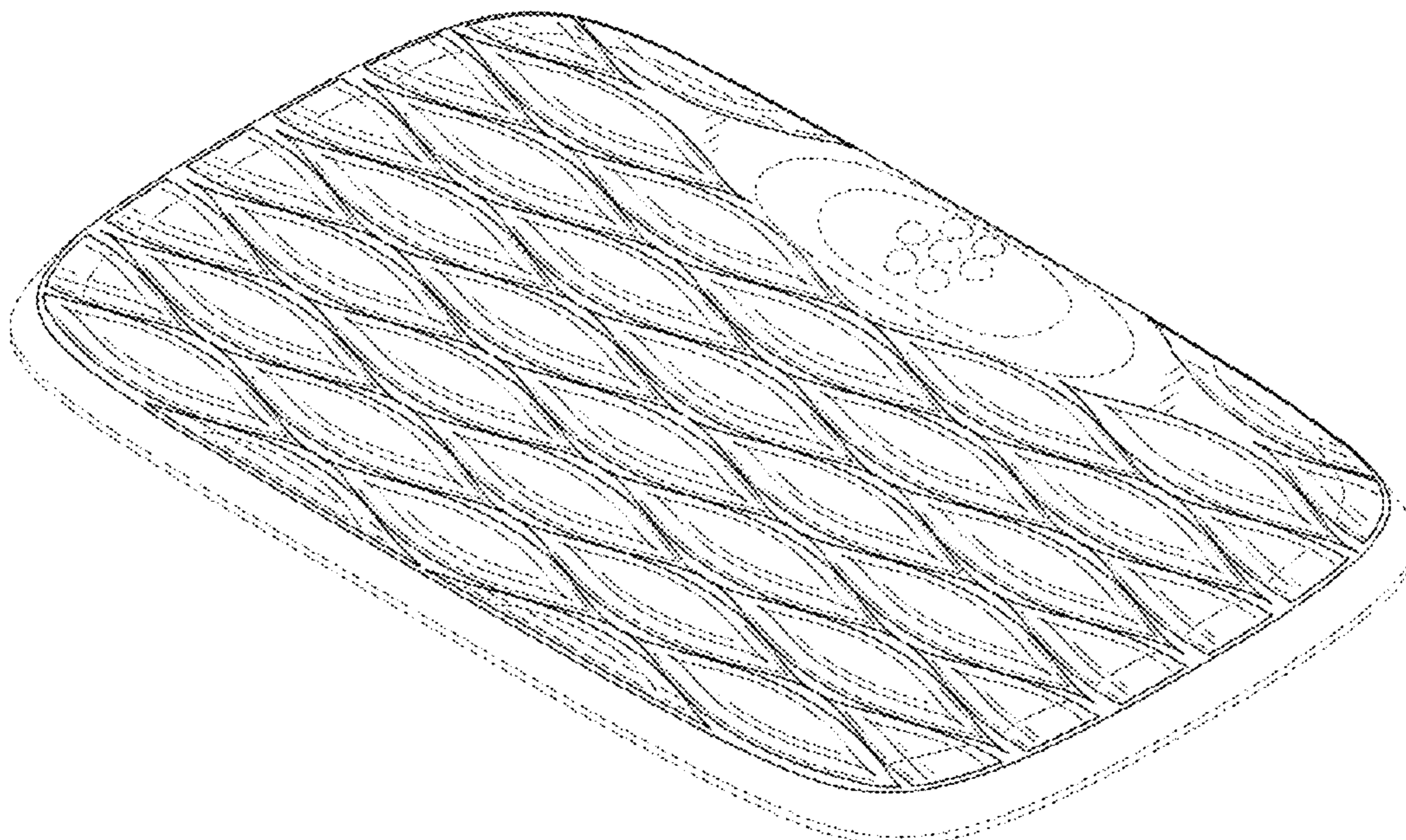
(57) **CLAIM**

The ornamental design for a message mat, as shown and described.

**DESCRIPTION**

FIG. 1 is a perspective view of, a message mat showing my new design;  
FIG. 2 is a front view thereof;  
FIG. 3 is a rear view thereof;  
FIG. 4 is a left side view thereof;  
FIG. 5 is a right side view thereof;  
FIG. 6 is a top view thereof; and,  
FIG. 7 is a bottom view thereof.  
The broken line portions of the message mat in FIGS. 1-7 represent portions of the message mat that form no part of the claim.

**1 Claim, 5 Drawing Sheets**





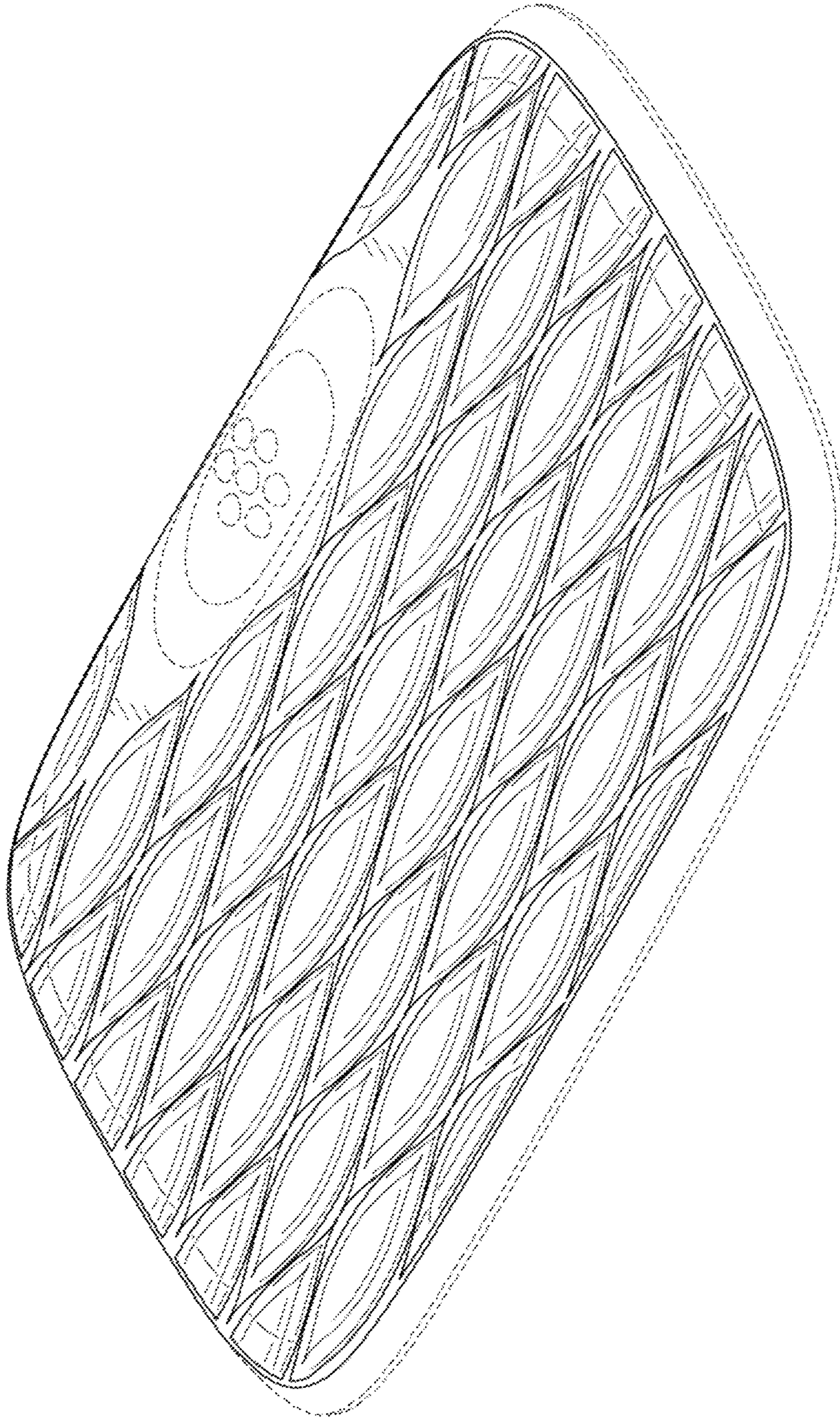


FIG. 1






FIG. 2




FIG. 3




FIG. 5




FIG. 4



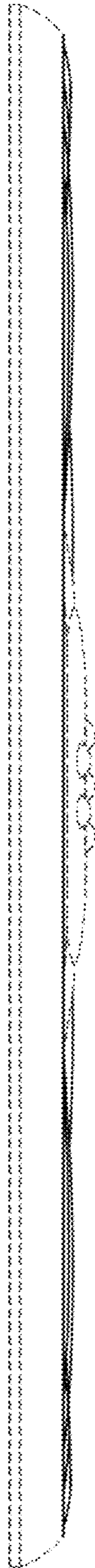


FIG. 6




FIG. 7