



US00D875407S

(12) **United States Design Patent** (10) **Patent No.:** **US D875,407 S**  
**O'Connor et al.** (45) **Date of Patent:** **\*\* Feb. 18, 2020**

- (54) **EMBOSSSED WIPE**
- (71) Applicant: **Kimberly-Clark Worldwide, Inc.**,  
Neenah, WI (US)
- (72) Inventors: **Jessica Jan O'Connor**, Appleton, WI  
(US); **Samantha Chase Ackerly**,  
Appleton, WI (US); **Danelle Mary**  
**Buyarski**, De Pere, WI (US); **Romona**  
**Zenkich**, Appleton, WI (US)
- (73) Assignee: **KIMBERLY-CLARK WORLDWIDE,**  
**INC.**, Neenah, WI (US)

- (\*\*) Term: **15 Years**
- (21) Appl. No.: **29/635,157**
- (22) Filed: **Jan. 29, 2018**
- (51) **LOC (12) Cl.** ..... **05-06**
- (52) **U.S. Cl.**  
USPC ..... **D5/53; D5/55; D5/57**
- (58) **Field of Classification Search**  
USPC ..... D5/1, 2, 4, 5, 7, 14, 20, 21, 26, 29, 30,  
D5/32, 37, 41-43, 45, 46, 47, 52, 53, 55,  
D5/56, 58-66, 99; D6/582, 583, 592,  
D6/602, 613, 617, 619, 622; D20/27, 28;  
D25/103-106, 111, 138, 150, 151, 156;  
D24/124, 126; D19/3, 5  
CPC .... B44F 3/00; B44F 7/00; D03D 3/00; D03D  
9/00; D03D 15/00; D06N 7/00; D21H  
5/02; D21H 27/02; F41H 3/02; B42D  
5/025; B42D 5/042; B65D 77/2044; A61F  
2013/00153; A61N 5/1044  
See application file for complete search history.

- (56) **References Cited**  
U.S. PATENT DOCUMENTS  
  
D5,767 S \* 4/1872 Barclay ..... D5/32  
D8,540 S \* 7/1875 Ney ..... D5/32

D19,616 S *	1/1890	Groeber	.....	D5/32
D19,624 S *	1/1890	Groeber	.....	D5/7
D28,249 S *	2/1898	Stohn	.....	D5/32
D63,750 S *	1/1924	Vandergaw et al.	.....	D5/57
D70,405 S *	6/1926	Dornbusch	.....	D5/32
D104,310 S *	4/1937	Turpan	.....	D5/37
D110,330 S *	6/1938	Hafner	.....	D5/47
D111,624 S *	10/1938	Groeber	.....	D5/53

(Continued)

*Primary Examiner* — Karen S Acker  
(74) *Attorney, Agent, or Firm* — Kimberly-Clark  
Worldwide, Inc.

(57) **CLAIM**

We claim the ornamental design for an embossed wipe, as shown and described.

**DESCRIPTION**

FIG. 1 is a perspective view of an embossed wipe incorporating the ornamental design of the present invention. FIG. 2 is a top plan view of the embossed wipe of FIG. 1. FIG. 3 is a bottom plan view of the embossed wipe of FIG. 1. FIG. 4 is a front perspective view of the embossed wipe of FIG. 1. FIG. 5 is a left side perspective view of the embossed wipe of FIG. 1. FIG. 6 is a rear perspective view of the embossed wipe of FIG. 1. FIG. 7 is a right side perspective view of the embossed wipe of FIG. 1. FIG. 8 is a front view of the embossed wipe of FIG. 1. FIG. 9 is a left side view of the embossed wipe of FIG. 1. FIG. 10 is a rear view of the embossed wipe of FIG. 1; and, FIG. 11 is a right side view of the embossed wipe of FIG. 1.

**1 Claim, 5 Drawing Sheets**



(56)

References Cited

U.S. PATENT DOCUMENTS

D120,519	S *	5/1940	Turpan .....	D5/99
D125,495	S *	2/1941	Roth .....	D5/62
D125,855	S *	3/1941	Wilde .....	D5/53
D129,732	S *	9/1941	Roberson .....	D5/32
D129,868	S *	10/1941	Hughes .....	D5/53
D133,952	S *	9/1942	Lynen .....	D5/37
D185,074	S *	5/1959	Emmet .....	D5/53
5,328,565	A *	7/1994	Rasch .....	D21F 11/006 162/109
5,871,615	A *	2/1999	Harris .....	D21F 1/44 162/110
D676,673	S *	2/2013	Gordon .....	D5/59
D712,162	S *	9/2014	Han .....	D5/56
D732,296	S *	6/2015	Hansen .....	D5/32
D732,297	S *	6/2015	Hansen .....	D5/45
D765,430	S *	9/2016	Aragon .....	D5/62
D802,939	S *	11/2017	Hibberd .....	D5/45
D817,009	S *	5/2018	Nelson .....	D5/62
D825,196	S *	8/2018	Andersen .....	D5/37
D830,068	S *	10/2018	Althoff .....	D5/57
10,208,427	B2 *	2/2019	Sierra .....	D21H 27/002
D851,947	S *	6/2019	Toelke .....	D5/60
D852,513	S *	7/2019	Toelke .....	D5/59
2012/0088076	A1 *	4/2012	Glakpe .....	A61F 13/51104 428/195.1
2015/0330026	A1 *	11/2015	Kien .....	D21H 27/02 162/109

\* cited by examiner



FIG. 1



FIG. 2



FIG. 3




FIG. 4




FIG. 5




FIG. 6




FIG. 7



FIG. 8



FIG. 9



FIG. 10



FIG. 11