



US00D875378S

(12) **United States Design Patent**
Blauer

(10) **Patent No.:** **US D875,378 S**

(45) **Date of Patent:** **** Feb. 18, 2020**

(54) **SHOE**

(71) Applicant: **Converse Inc.**, Boston, MA (US)

(72) Inventor: **Katie Blauer**, Lexington, MA (US)

(73) Assignee: **Converse Inc.**, Boston, MA (US)

(**) Term: **15 Years**

(21) Appl. No.: **29/638,637**

(22) Filed: **Feb. 28, 2018**

(51) **LOC (12) Cl.** **02-99**

(52) **U.S. Cl.**

USPC **D2/973**

(58) **Field of Classification Search**

USPC D2/896, 897, 902, 904, 906-908, 946,
D2/969, 972-974, 978; D5/47, 49, 50,
D5/53, 54, 56, 60

CPC ... A43B 13/181; A43B 13/141; A43B 13/186;
A43B 13/188; A43B 23/00; A43B 23/02;
A43B 5/00; A43B 23/26; A43B 1/04;
A43B 11/14; A43B 7/00; A43B 3/12;
A43C 3/00; A43C 5/00; A43C 7/00;
A43C 11/004

See application file for complete search history.

(56) **References Cited**

U.S. PATENT DOCUMENTS

D296,837 S	7/1988	Brown	
D642,369 S *	8/2011	Miner	D2/972
D662,301 S *	6/2012	Raysse	D2/969
D775,807 S	1/2017	Rauner	
D802,284 S *	11/2017	McCullagh	D2/972
D821,728 S *	7/2018	Sokol	D2/972
D825,171 S *	8/2018	Hardman	D2/973

OTHER PUBLICATIONS

Converse Unisex Chuck Taylor All Star Low Top Canvas Sneakers [online], [retrieved Jan. 25, 2018] retrieved from internet <URL: https://www.amazon.com/Converse-Unisex-Taylor-Optical-Sneakers/dp/B01N21XAB7/ref=sr_1_4?ie=UTF8&qid=1516899568&sr=8-4&keywords=converse+chuck+taylor-all+star+low+top/>; 4 color sheets, Dated May 4, 2017.

CTAS Street Boot[online], [retrieved Jan. 25, 2018] retrieved from internet <URL: https://www.amazon.com/Converse-Unisex-Chuck-Taylor-Street/dp/B06XGQJLTG/ref=sr_1_1?ie=UTF8&qid=1516898592&sr=8-1&keywords=ctas+street+boot/>; 7 color sheets, Dated Sep. 18, 2017.

* cited by examiner

Primary Examiner — Dominic V Simone

(74) *Attorney, Agent, or Firm* — Banner & Witcoff, Ltd.

(57) **CLAIM**

The ornamental design for a shoe, as shown and described.

DESCRIPTION

FIG. 1 is a front perspective view of a shoe showing my new design;

FIG. 2 is a side view thereof;

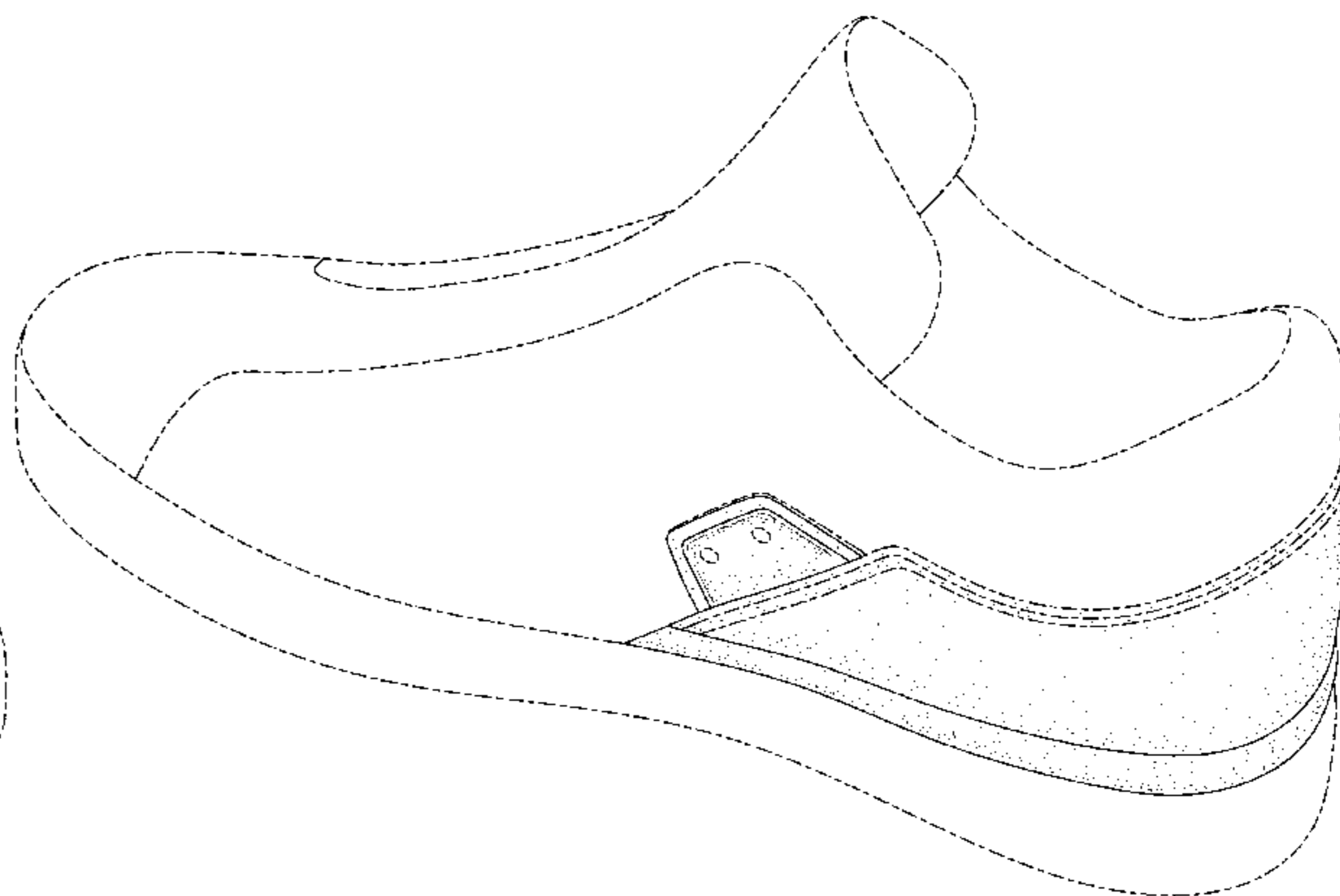
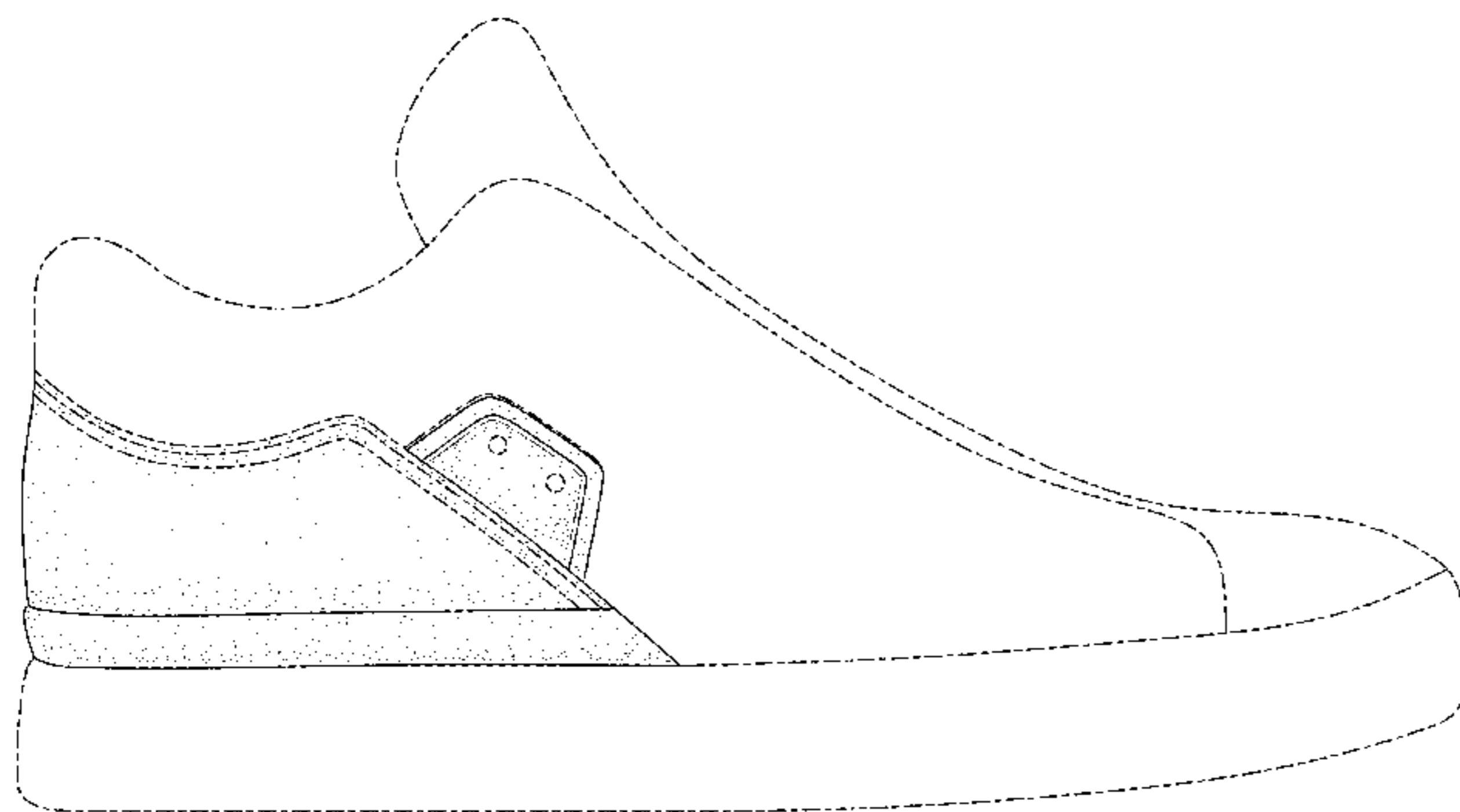
FIG. 3 is a rear perspective view thereof;

FIG. 4 is a rear view thereof; and,

FIG. 5 is an opposite rear perspective view thereof.

The broken line immediately adjacent to the shaded area defines the bounds of the claimed design and forms no part thereof. The uneven-length broken lines within the shaded area represent stitching which forms no part of the claimed design. The broken line showings of two circular elements within the shaded area form no part of the claimed design. The broken lines showing the remainder of the shoe are for environmental purposes only and form no part of the claimed design.

1 Claim, 5 Drawing Sheets



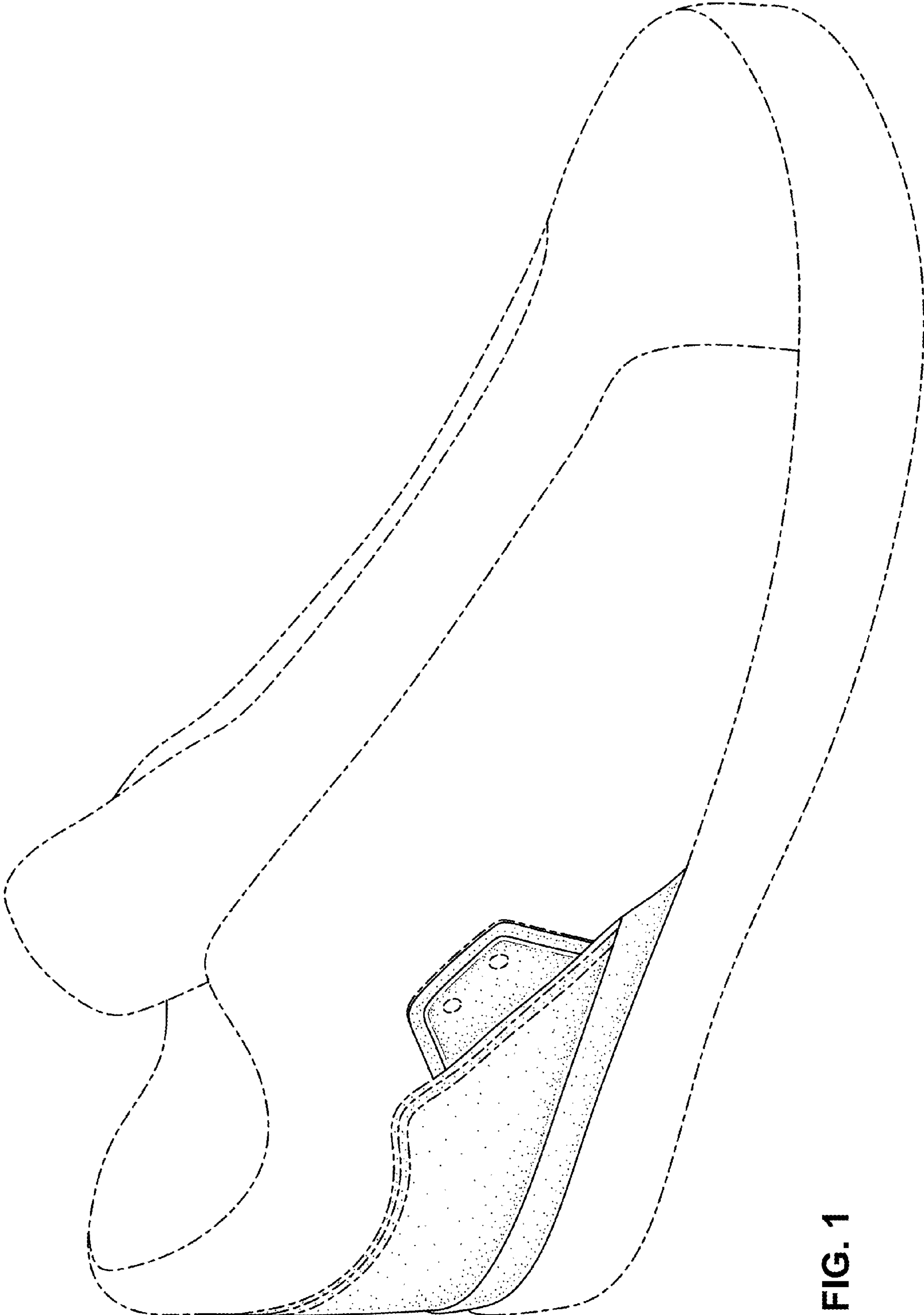


FIG. 1

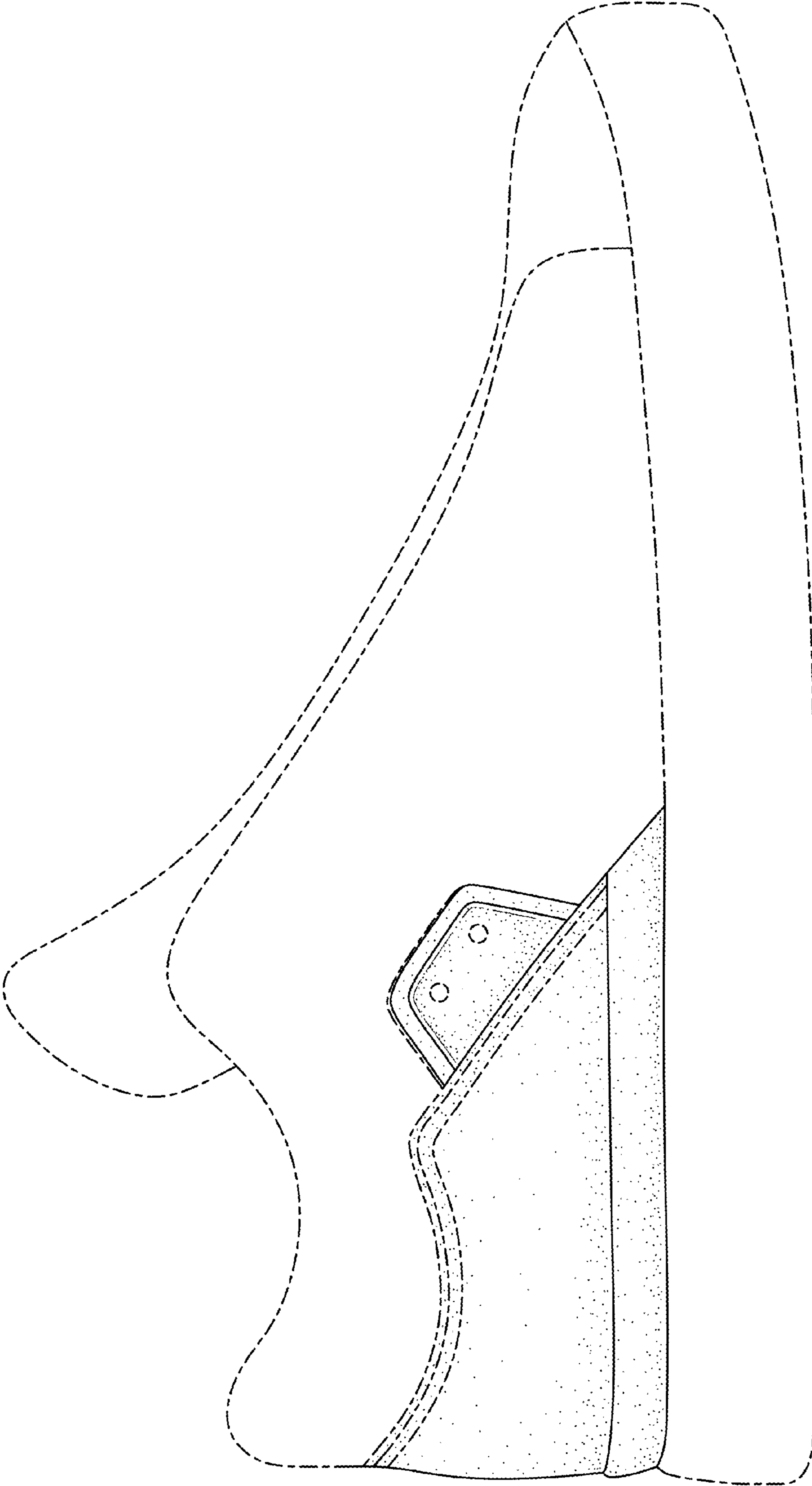


FIG. 2

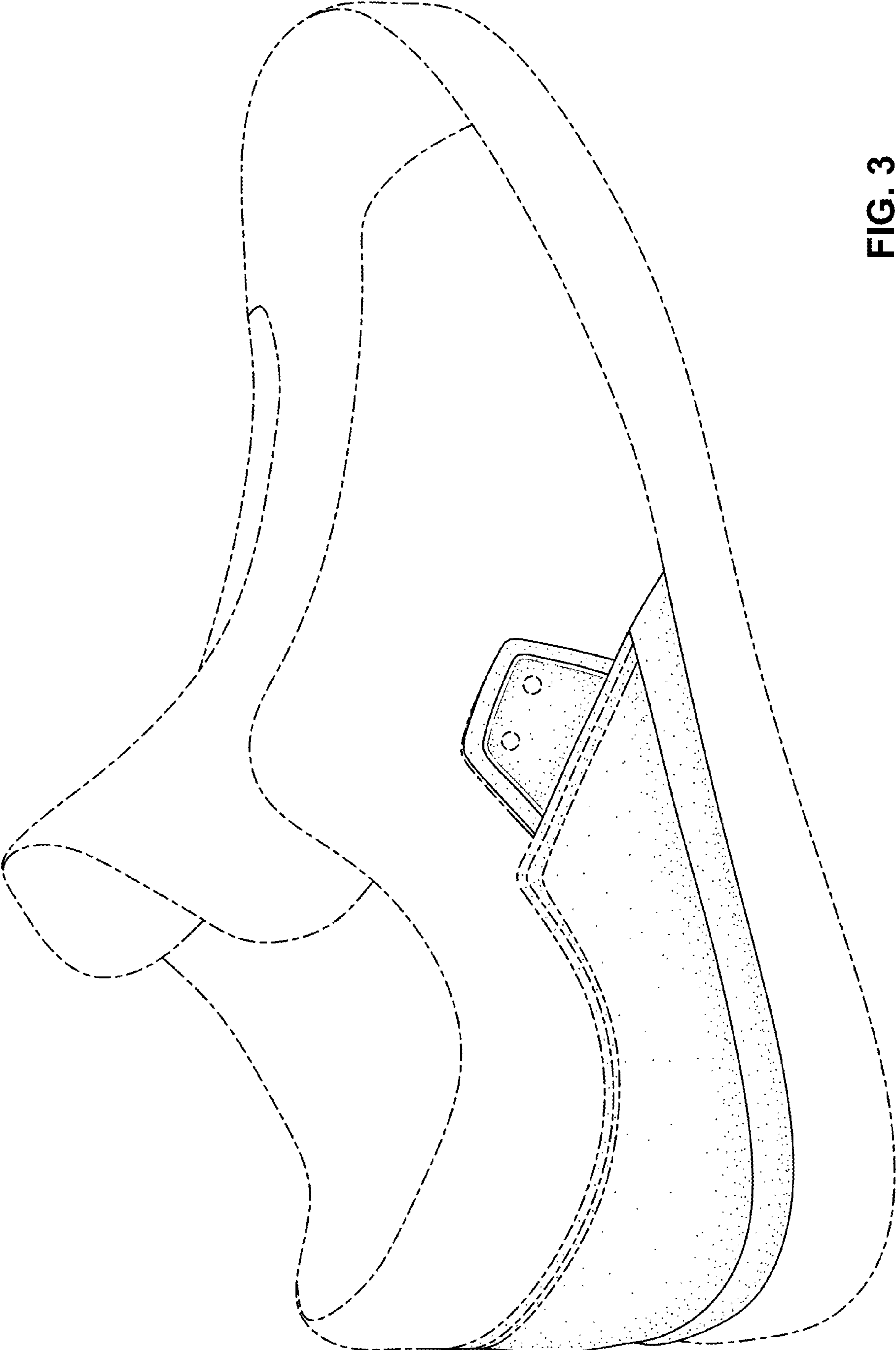


FIG. 3

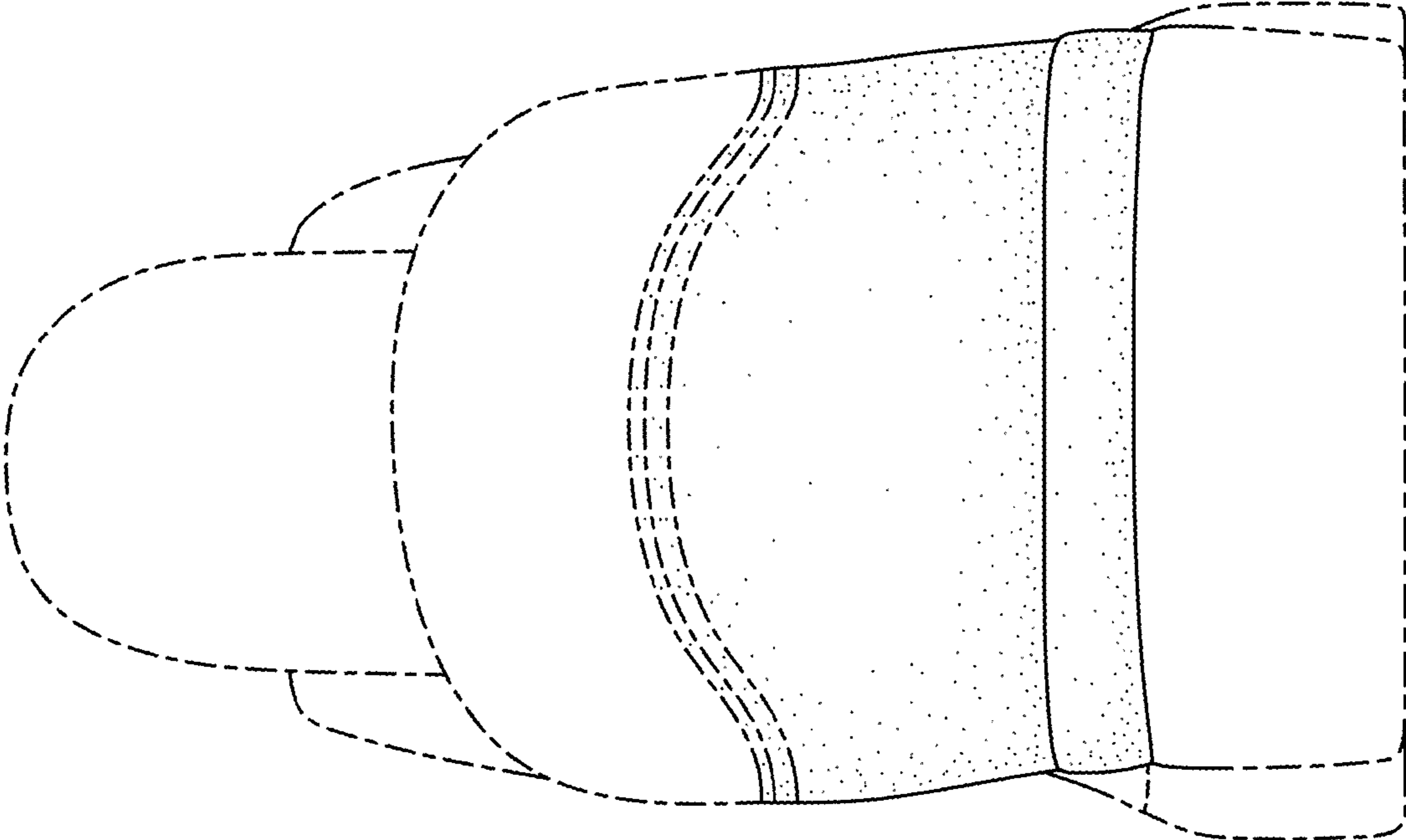


FIG. 4

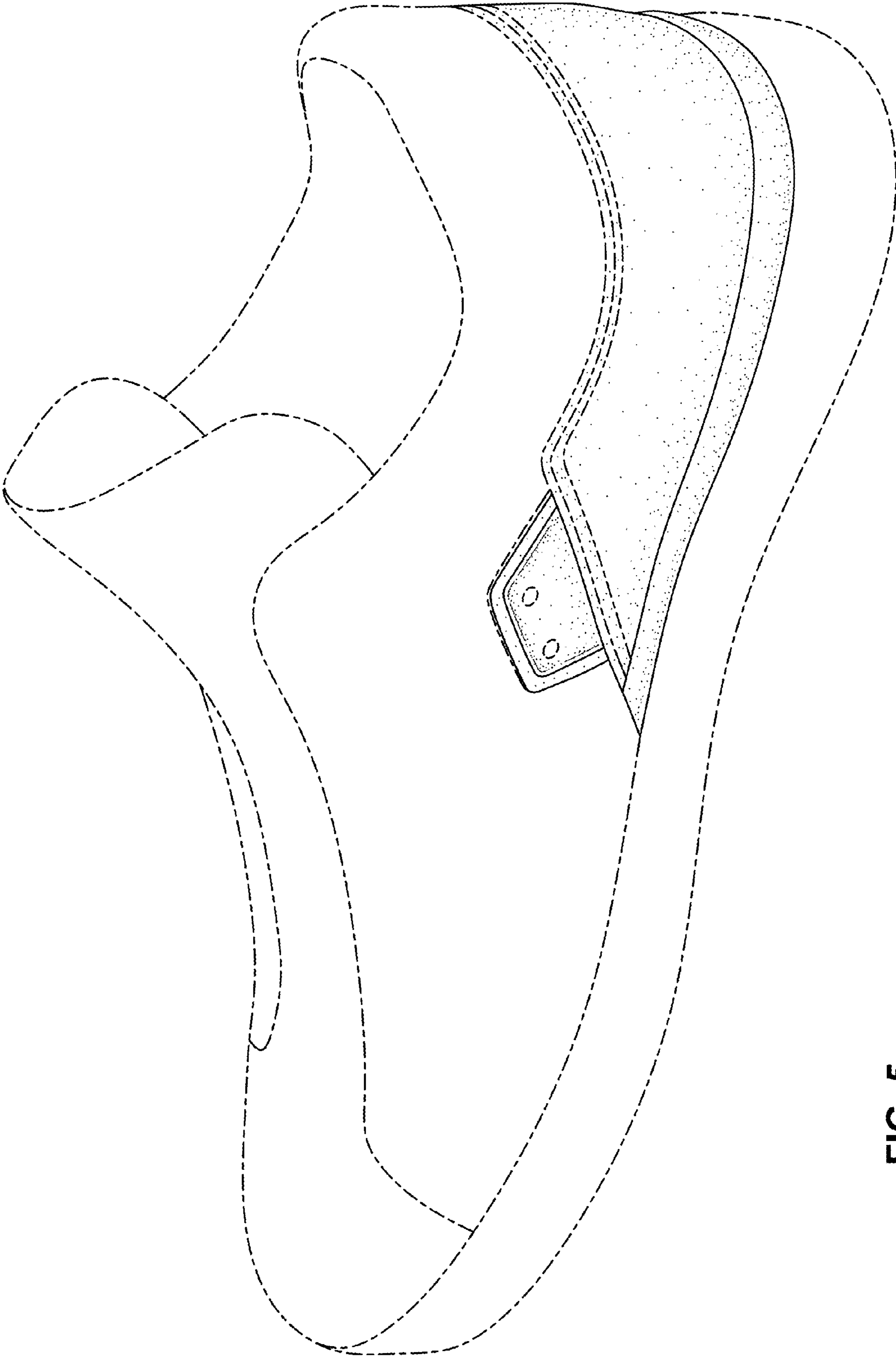


FIG. 5