



US00D875368S

(12) **United States Design Patent**
Schenone

(10) **Patent No.:** **US D875,368 S**

(45) **Date of Patent:** **** Feb. 18, 2020**

- (54) **SHOE**
- (71) Applicant: **NIKE, Inc.**, Beaverton, OR (US)
- (72) Inventor: **Kyle D. Schenone**, Beaverton, OR (US)
- (73) Assignee: **NIKE, Inc.**, Beaverton, OR (US)

- D683,947 S 6/2013 James
- D688,040 S 8/2013 Williams, Jr.
- D694,508 S * 12/2013 Henrichot D2/972
- D707,939 S * 7/2014 McCourt D2/969
- D725,887 S * 4/2015 Bosomworth D2/972
- D746,036 S * 12/2015 Harlow D2/972
- D770,751 S * 11/2016 Anceresi D2/972

(Continued)

(**) Term: **15 Years**

(21) Appl. No.: **29/691,699**

(22) Filed: **May 17, 2019**

(51) **LOC (12) Cl.** **02-04**

(52) **U.S. Cl.**
USPC **D2/969**

(58) **Field of Classification Search**
 USPC D2/896, 897, 902, 904, 906-908, 946,
 D2/969, 972-974; D5/47, 49, 50, 53, 54,
 D5/56, 60
 CPC ... A43B 13/181; A43B 13/141; A43B 13/186;
 A43B 13/188; A43B 23/00; A43B 23/02;
 A43B 5/00; A43B 23/26; A43B 1/04;
 A43B 11/14; A43B 7/00; A43B 3/12;
 A43C 3/00; A43C 5/00; A43C 7/00;
 A43C 11/004

See application file for complete search history.

(56) **References Cited**

U.S. PATENT DOCUMENTS

- D149,139 S 3/1948 Parker
- D347,938 S 6/1994 Smith
- D356,439 S 3/1995 Teague
- D375,617 S * 11/1996 Orzeck D2/969
- D380,291 S * 7/1997 Morris D2/972
- D447,858 S 9/2001 Matis et al.
- D467,714 S 12/2002 Wilson
- D543,342 S 5/2007 Andersen et al.
- D549,441 S * 8/2007 Chang D2/972
- D560,054 S 1/2008 Andersen et al.
- D641,966 S * 7/2011 Fuhrer D2/972
- D644,017 S 8/2011 Yi
- D672,129 S 12/2012 Bell et al.

OTHER PUBLICATIONS

“Nike Women’s New Zoomx Vista Grind Introduces a Chunky Yet Streamlined Midsole” [Online], [retrieved May 10, 2019]. retrieved from Internet, <URL: <https://sneakernews.com/2019/03/12/nike-zoomx-vista-grind-womens-release-info/>>; 2 color sheets, Dated Mar. 12, 2019.

Primary Examiner — Dominic V Simone

(74) *Attorney, Agent, or Firm* — Banner & Witcoff, Ltd.

(57) **CLAIM**

The ornamental design for a shoe, as shown and described.

DESCRIPTION

FIG. 1 is a front perspective view of a shoe showing my new design;

FIG. 2 is a side view thereof;

FIG. 3 is a front view thereof;

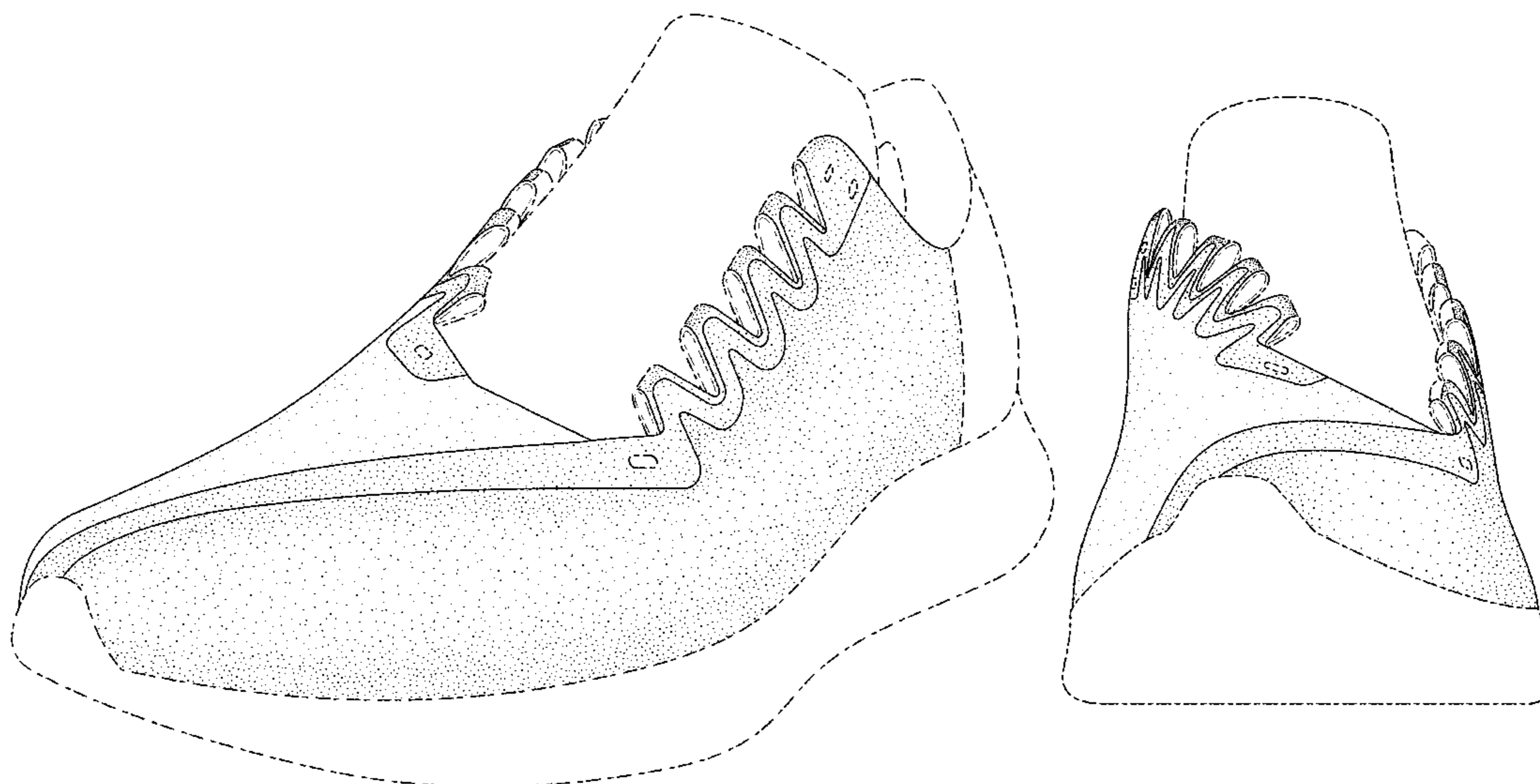
FIG. 4 is an opposite side view thereof;

FIG. 5 is an opposite side front perspective view thereof; and,

FIG. 6 is a top view thereof.

The broken lines immediately adjacent to the shaded areas define the bounds of the claimed design and form no part thereof. The contrast in shading represents a contrast in appearance only. The six unshaded racetrack-shaped area demarcated by broken lines represent features that form no part of the claimed design. The broken lines depicting the remainder of the shoe show features that form no part of the claimed design.

1 Claim, 6 Drawing Sheets



(56)

References Cited

U.S. PATENT DOCUMENTS

D790,839	S	*	7/2017	Pauk	D2/972
D792,694	S		7/2017	Cin		
D793,057	S		8/2017	Gibson		
D793,706	S	*	8/2017	Winfield	D2/972
D794,936	S	*	8/2017	Petrie	D2/972
D795,558	S	*	8/2017	Rowe	D2/972
D796,179	S	*	9/2017	Hatfield	D2/972
D799,806	S		10/2017	Atwell		
D801,028	S		10/2017	Small		
D801,668	S	*	11/2017	Kuerbis	D2/972
D802,291	S	*	11/2017	Petrenka	D2/974
D804,804	S	*	12/2017	Popovic	D2/972
D809,269	S		2/2018	Parrett		
D811,715	S		3/2018	Van Atta		
D814,759	S	*	4/2018	Kirschner	D2/969
D822,364	S		7/2018	Small		
D826,538	S	*	8/2018	McCourt	D2/972
D838,962	S	*	1/2019	Van Atta	D2/972
D862,871	S	*	10/2019	Hlavacs	D2/973
D865,351	S	*	11/2019	Sokol	D2/973

* cited by examiner

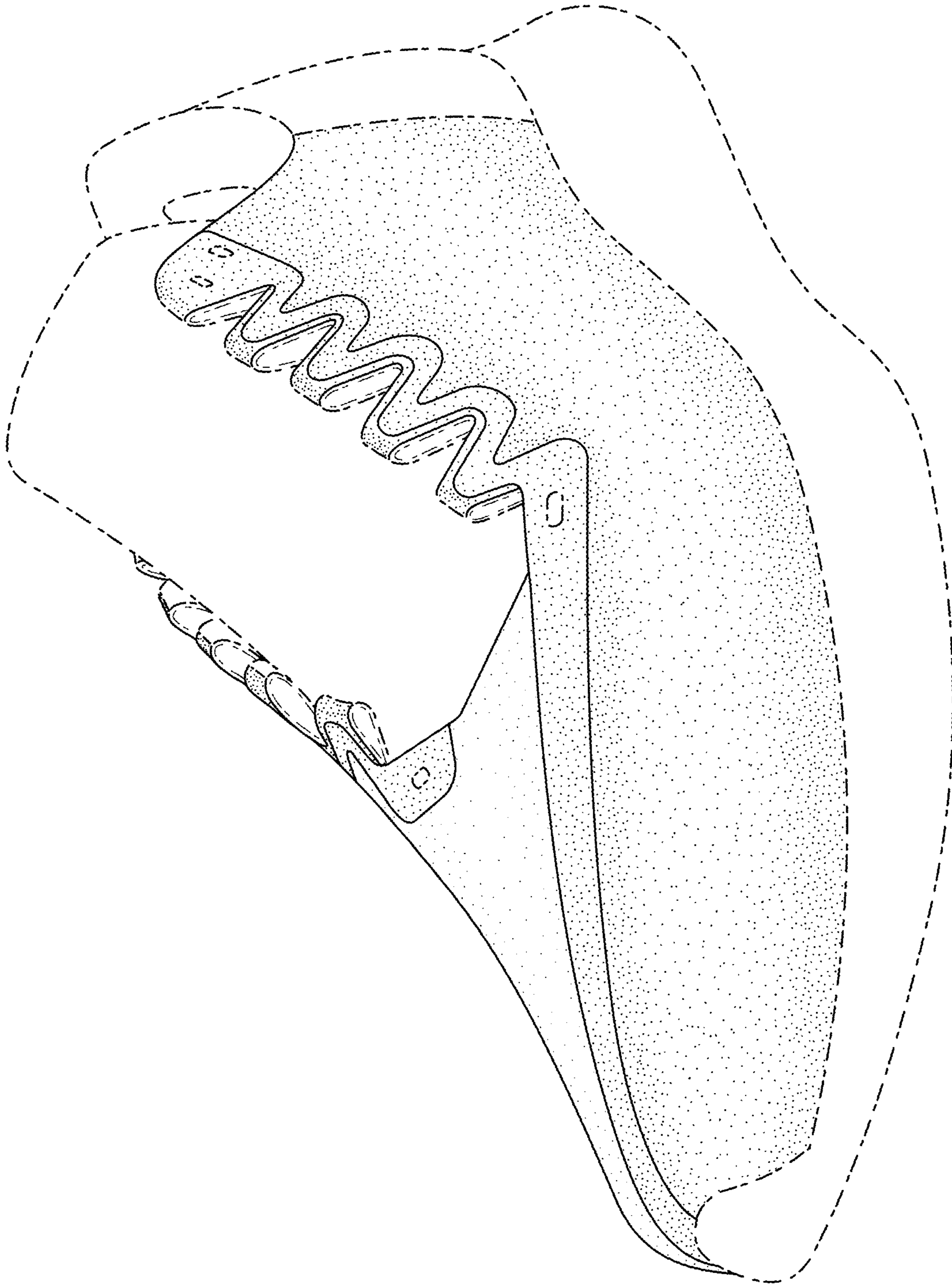


FIG. 1

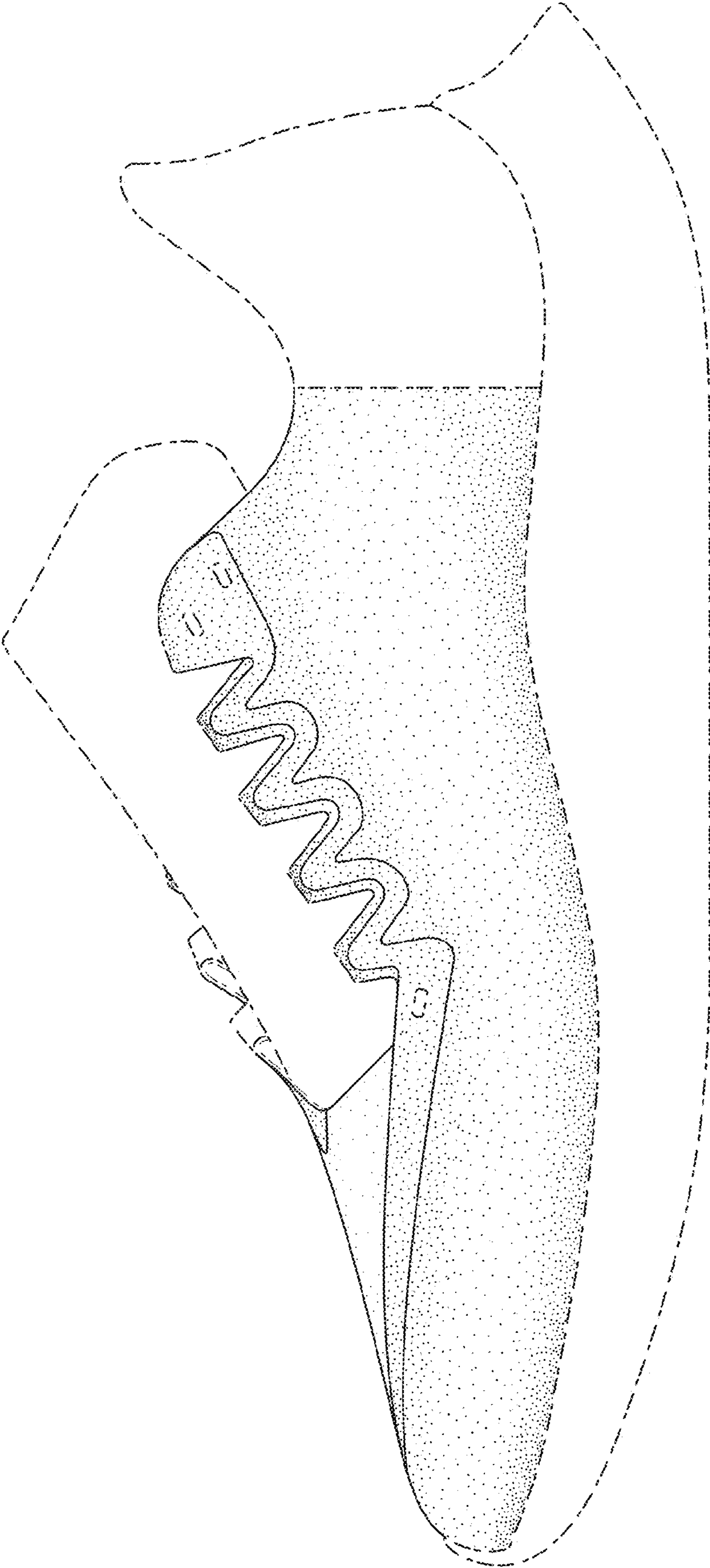


FIG. 2

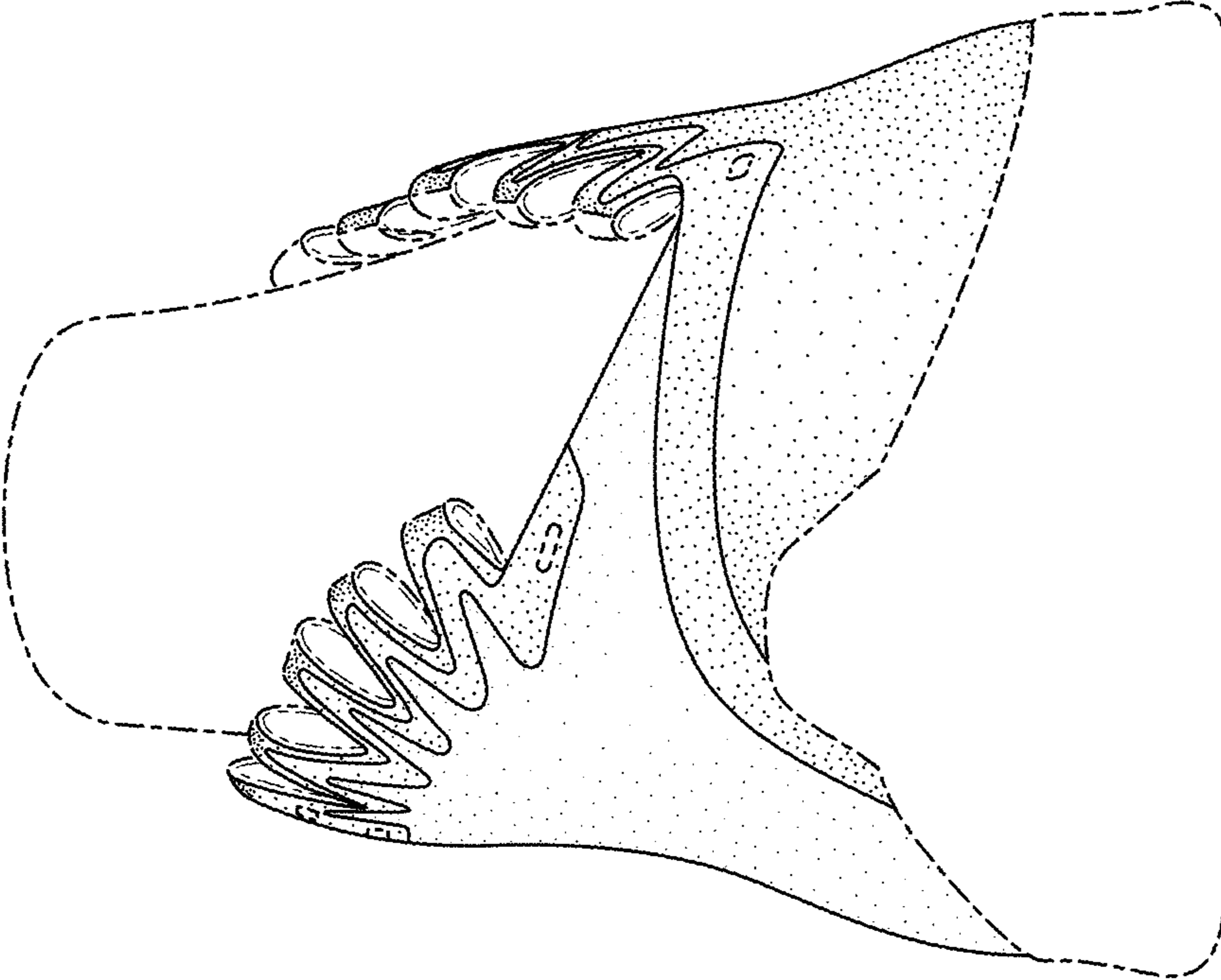


FIG. 3

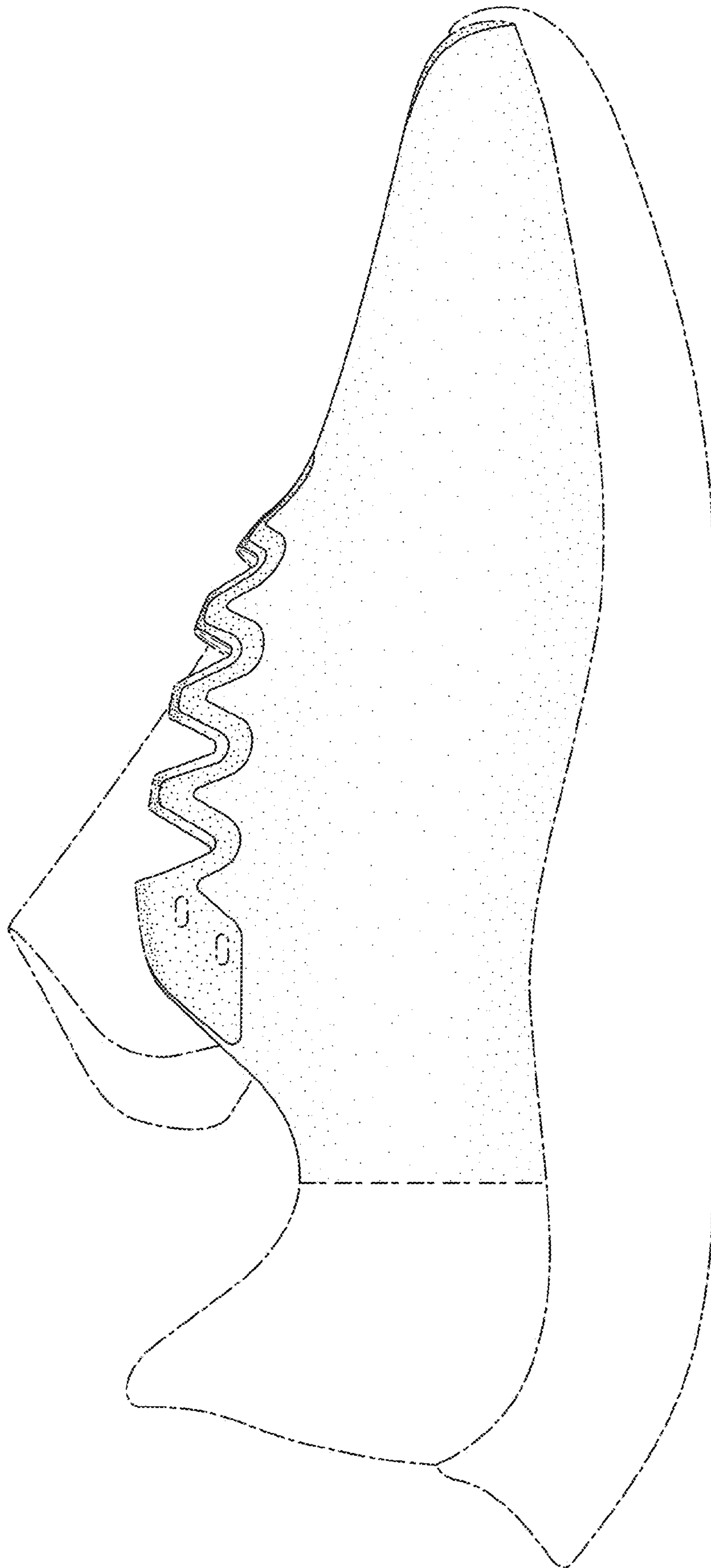


FIG. 4

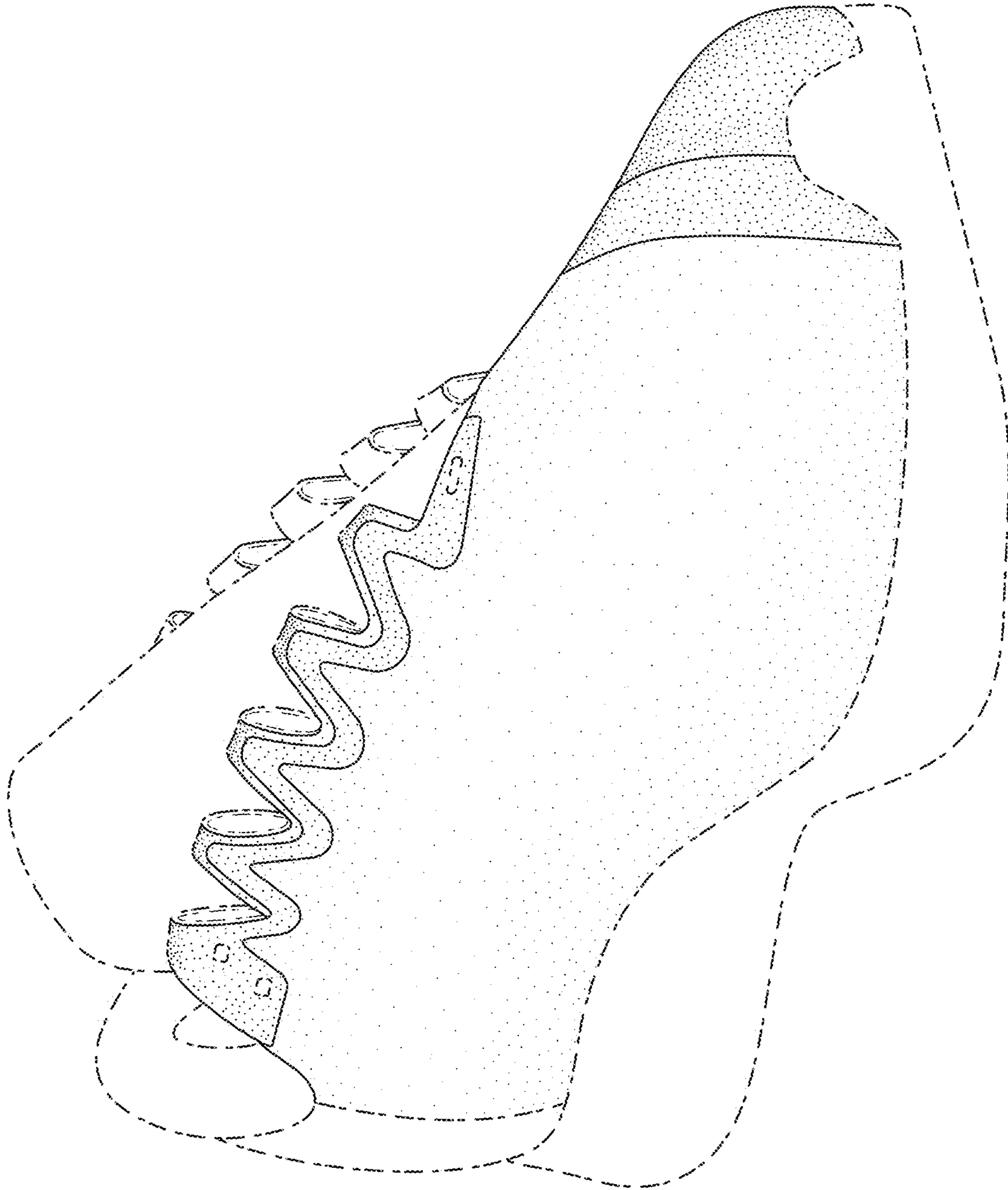


FIG. 5

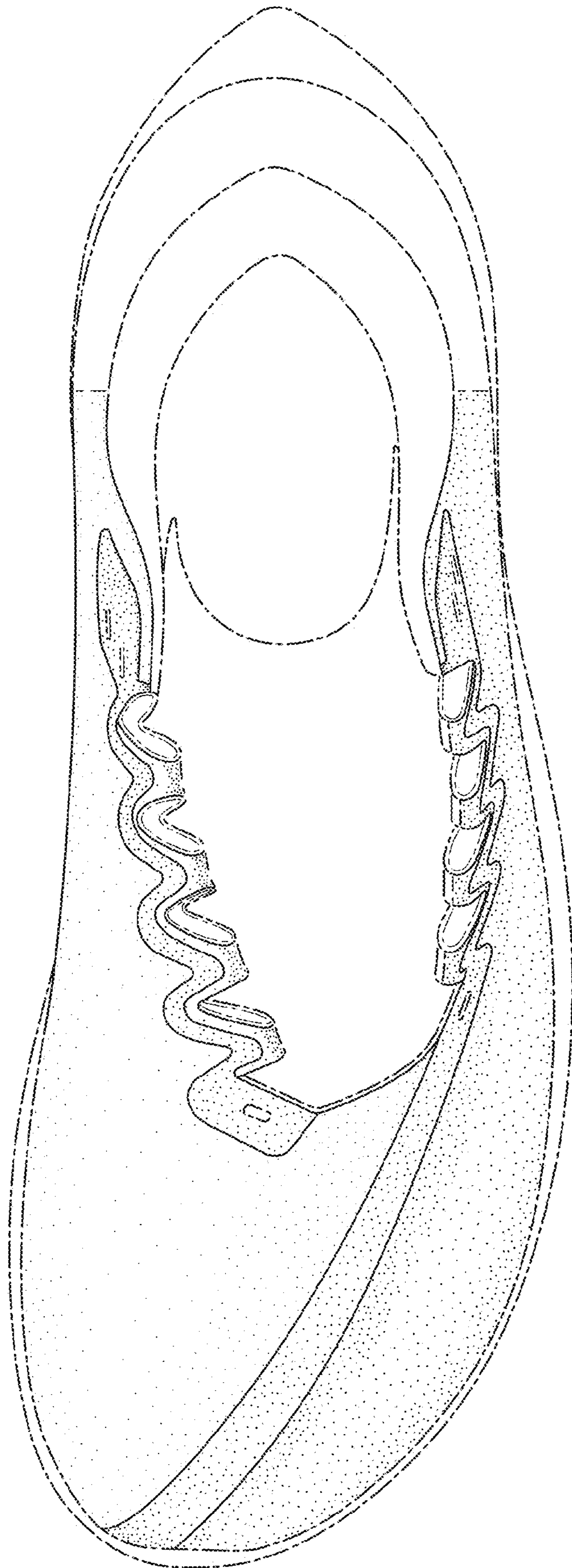


FIG. 6