



US00D875367S

(12) **United States Design Patent** (10) **Patent No.:** **US D875,367 S**
Rosenberg (45) **Date of Patent:** **** Feb. 18, 2020**

(54) **FOOTWEAR HEEL**
(71) Applicant: **C-E-R IVS, Søborg (DK)**
(72) Inventor: **Christie Elena Rosenberg, Søborg (DK)**
(73) Assignee: **C-E-R IVS, Søborg (DK)**
(**) Term: **15 Years**
(21) Appl. No.: **29/654,859**
(22) Filed: **Jun. 28, 2018**

2,875,534 A 3/1959 Grossman
3,094,793 A 6/1963 Reichel
D293,042 S 12/1987 Martin
D305,275 S 1/1990 Kemna
5,311,675 A 5/1994 Topel
D359,156 S * 6/1995 Cross D2/915
D423,340 S * 4/2000 Sittig D8/374
6,418,951 B1 * 7/2002 Douglass A61H 3/00
135/67
D493,095 S * 7/2004 Sittig D8/374
D498,412 S * 11/2004 Pehta D8/374
D591,033 S 4/2009 Patterson
7,644,719 B2 1/2010 Galanty
9,107,477 B2 8/2015 Zadeh
D750,880 S 3/2016 Weber
D790,168 S 6/2017 Daniel
D809,254 S 2/2018 Hwang
D843,100 S * 3/2019 Rosenberg D2/965
10,420,396 B2 * 9/2019 Hwang A43C 13/00
2008/0148606 A1 6/2008 Brown
2009/0217553 A1 9/2009 Jagger
2009/0282702 A1 * 11/2009 Brown A43B 3/166
36/92
2011/0185601 A1 8/2011 Hampton
(Continued)

Related U.S. Application Data

(62) Division of application No. 35/503,163, filed on Dec. 14, 2016 (U.S. filing date under 35 U.S.C. 384), and having an international filing date of Dec. 14, 2016, now Pat. No. Des. 843,100.

(51) **LOC (12) Cl.** **02-04**
(52) **U.S. Cl.**
USPC **D2/965**
(58) **Field of Classification Search**
USPC D2/901, 902, 906, 907, 908, 915, 916,
D2/919, 923, 925, 927-929, 935, 946,
D2/941, 943, 949-951, 953, 960, 961,
D2/964, 965, 969, 972, 977, 978;
D8/374
CPC A43B 15/00; A43B 3/14; A43B 5/007;
A43B 23/30; A43B 21/42; A43B 21/00;
A43B 21/22; A43B 21/32; A43B 21/26
See application file for complete search history.

(56) **References Cited**
U.S. PATENT DOCUMENTS
1,875,806 A * 9/1932 Givens A43B 3/166
36/72 B
D167,603 S * 9/1952 Auer D8/374

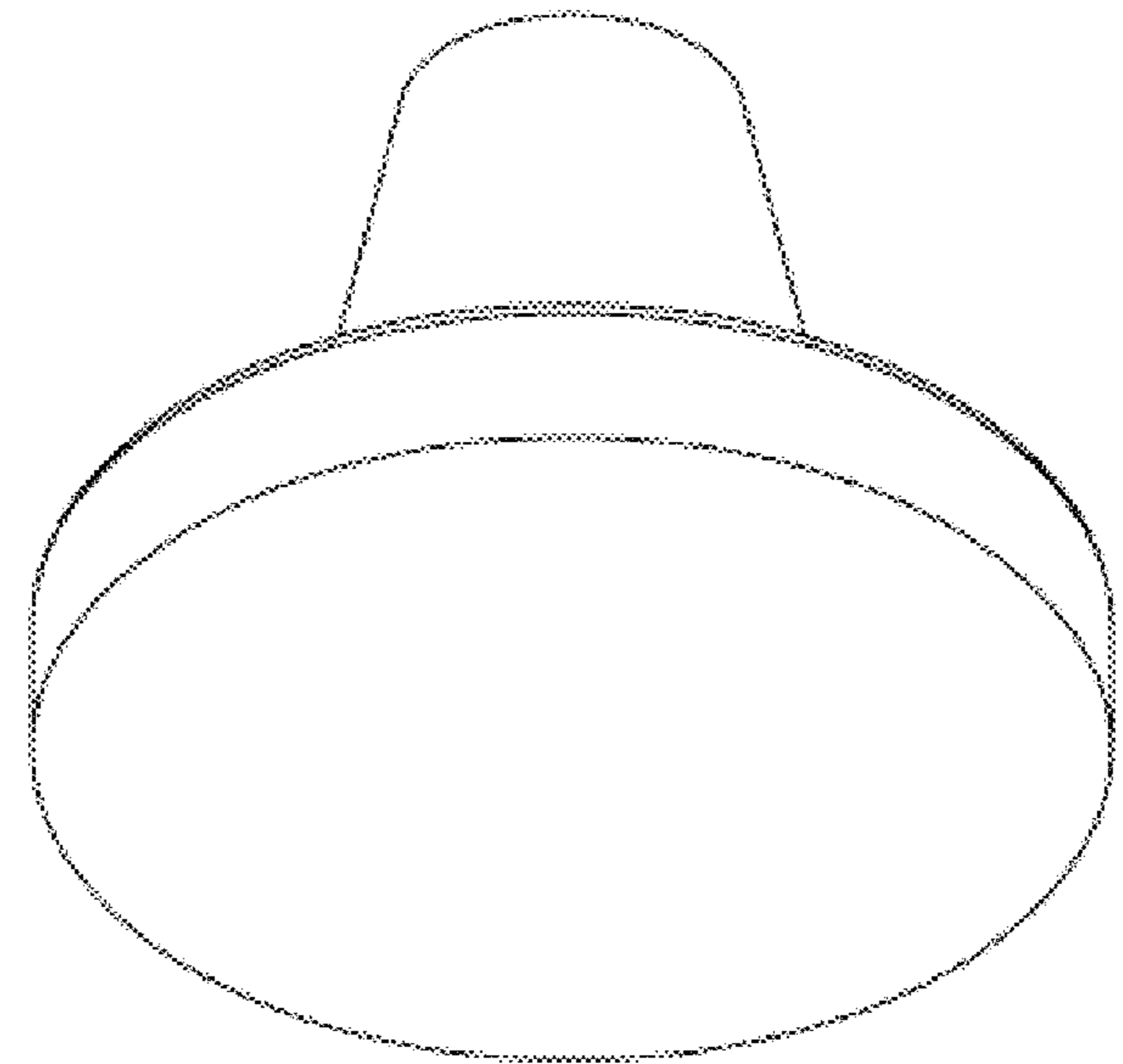
Primary Examiner — Jennifer L Watkins
(74) *Attorney, Agent, or Firm* — Cermak Nakajima & McGowan LLP; Malcolm K. McGowan

(57) **CLAIM**
The ornamental design for a footwear heel, as shown and described.

DESCRIPTION

FIG. 1 is a bottom, left, front perspective view of footwear heel showing my new design;
FIG. 2 is a top, right, rear perspective view of footwear heel shown in FIG. 1;
FIG. 3 is a front elevational view of footwear heel shown in FIG. 1; and,
FIG. 4 is a top plan view of footwear heel shown in FIG. 1.

1 Claim, 4 Drawing Sheets



(56)

References Cited

U.S. PATENT DOCUMENTS

2011/0232137 A1 9/2011 Desiderio
2013/0042505 A1 2/2013 Hwang
2014/0033579 A1 2/2014 Greener

* cited by examiner

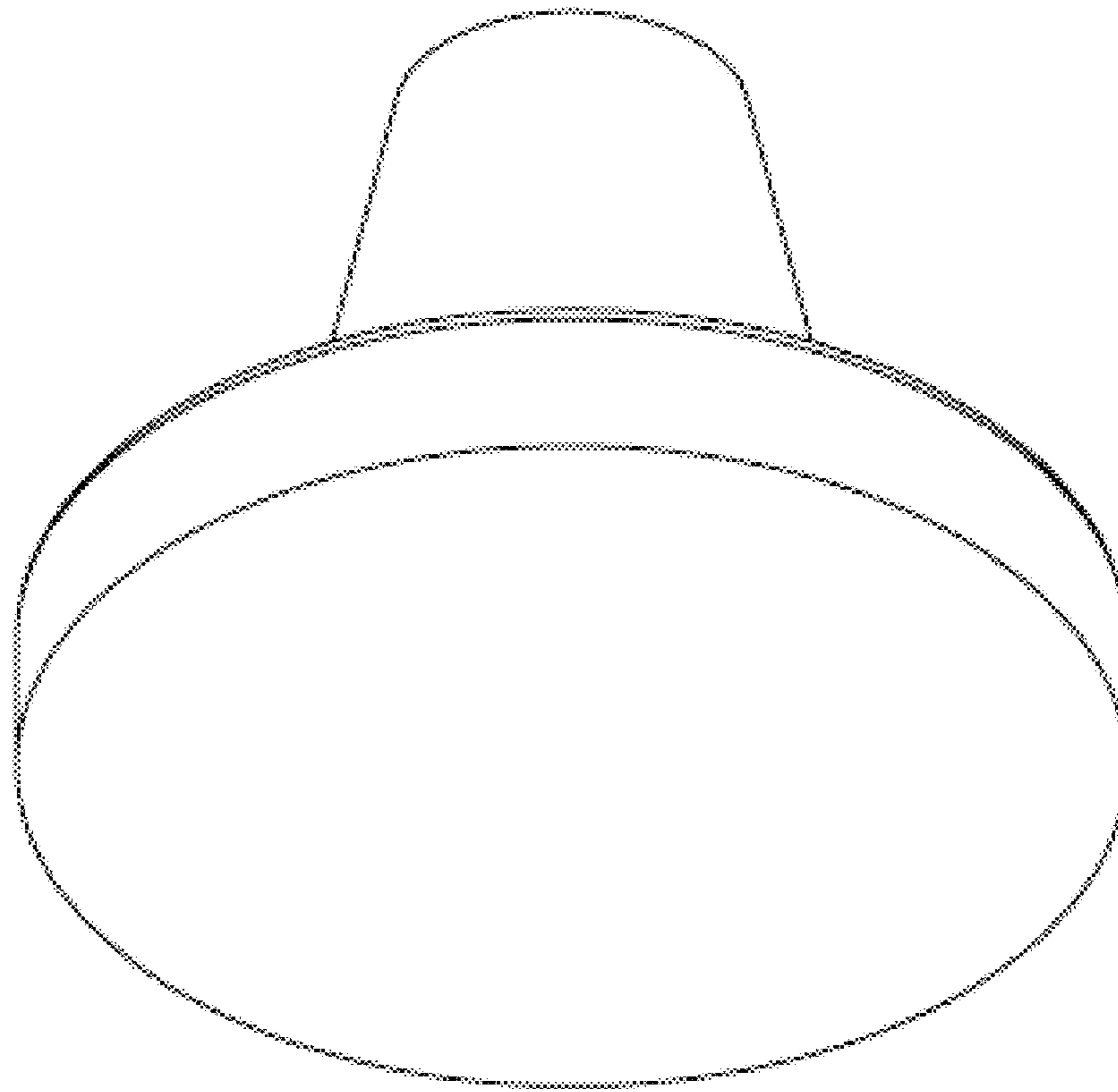


FIG 1

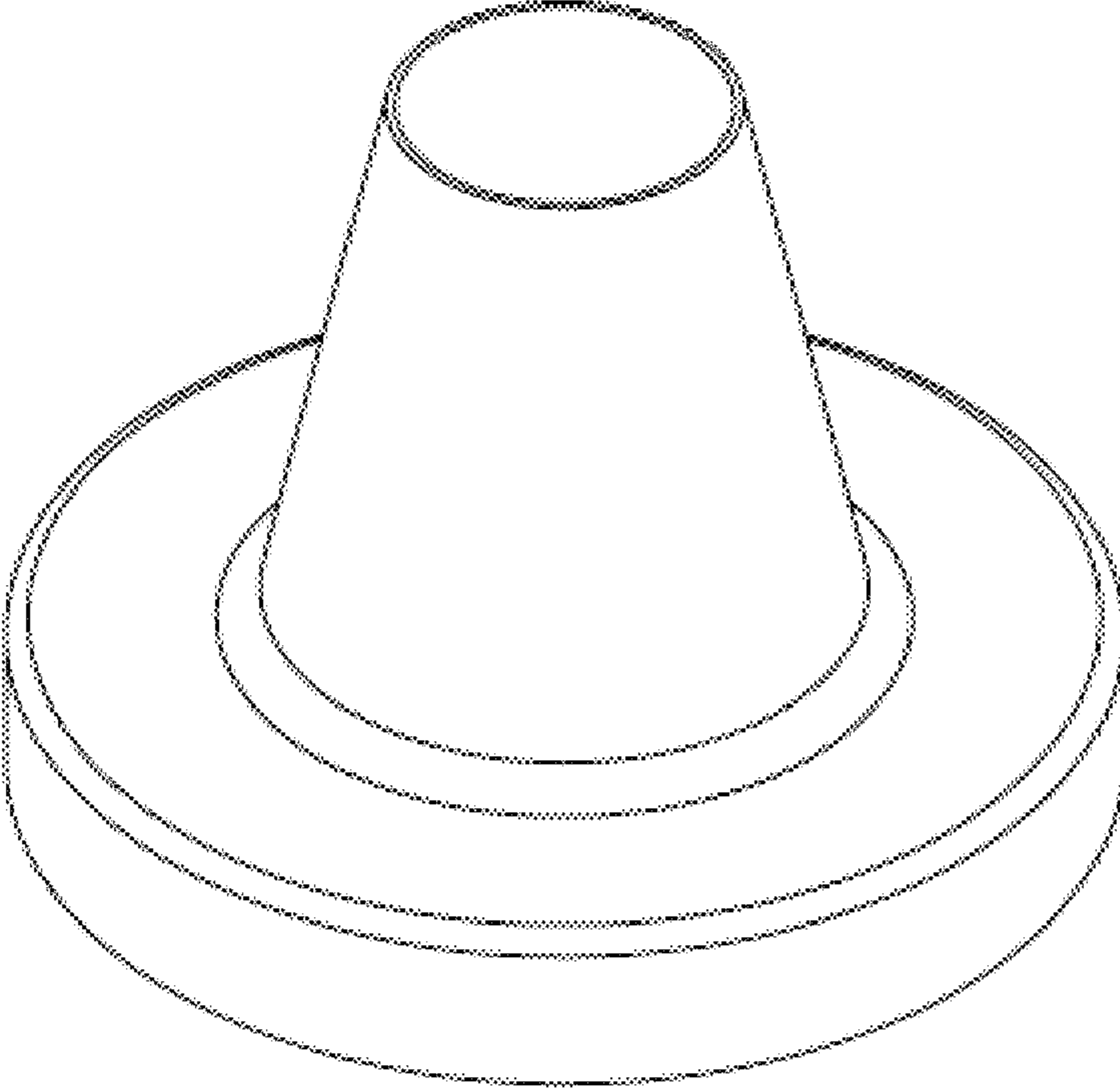


FIG. 2

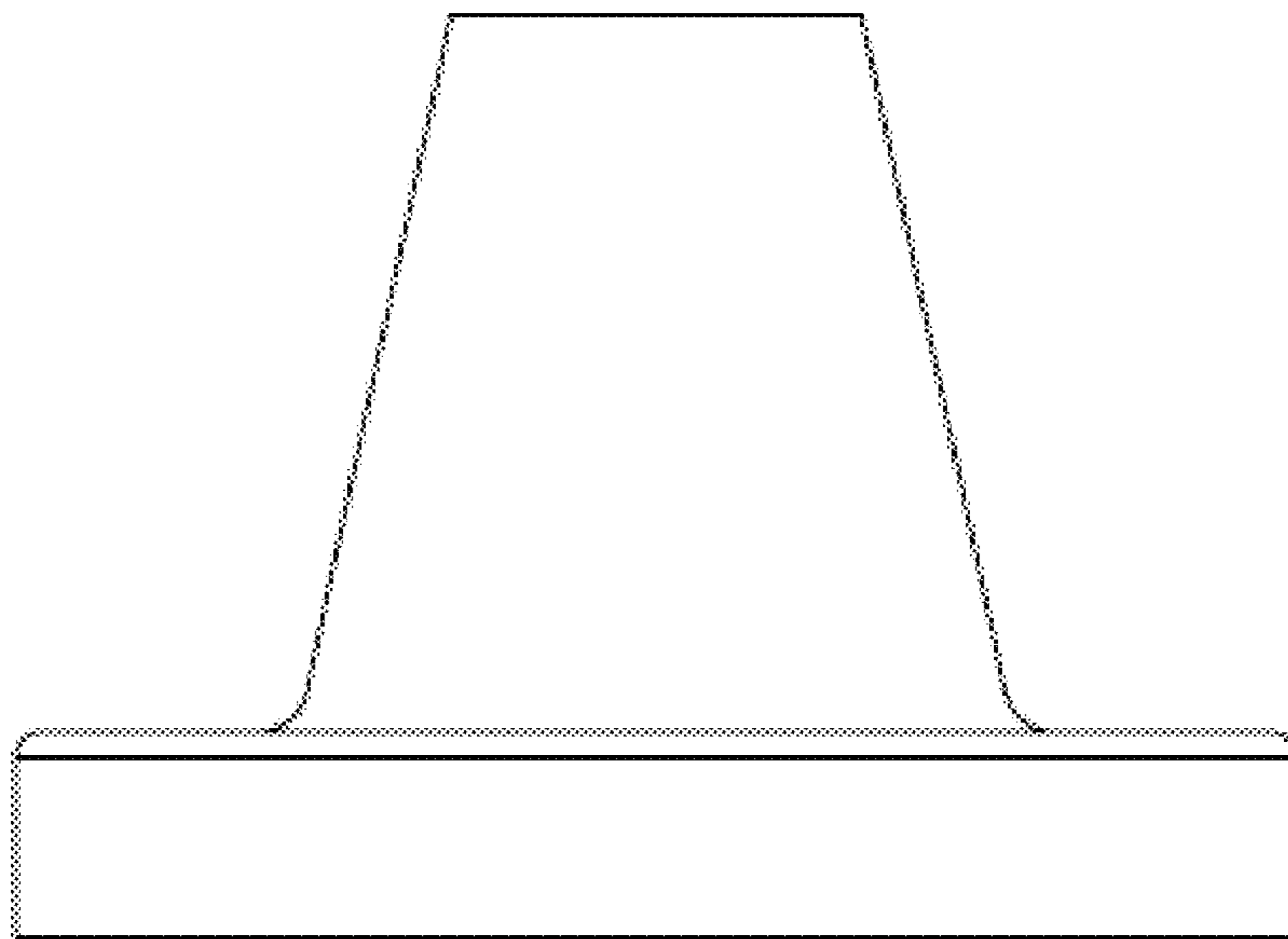


FIG. 3

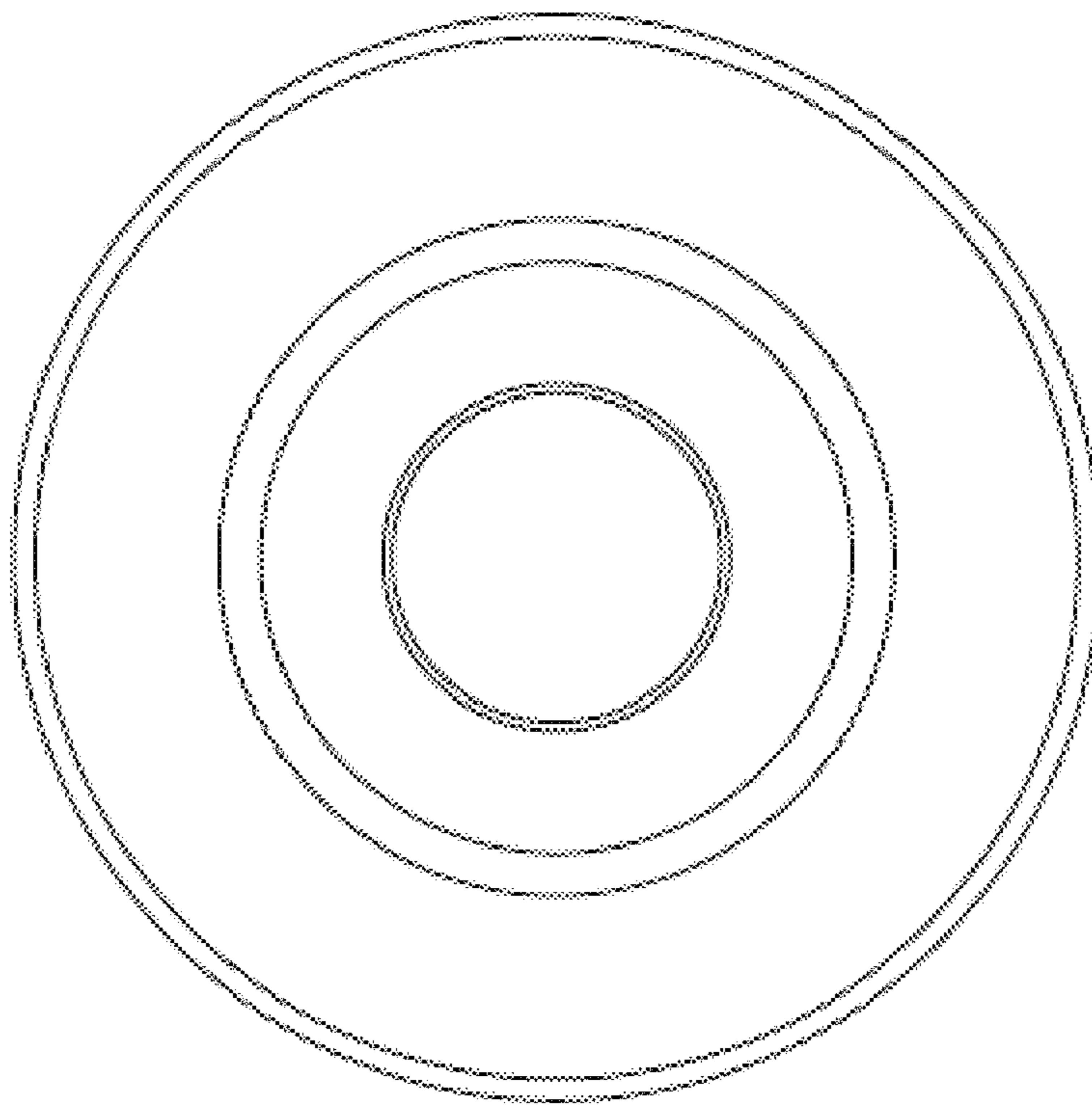


FIG. 4