



US00D875347S

(12) **United States Design Patent** (10) **Patent No.:** **US D875,347 S**
Vu et al. (45) **Date of Patent:** **** Feb. 18, 2020**

(54) **NECK TIE** 5,571,218 A * 11/1996 Caniglia A41B 1/08
2/115

(71) Applicants: **Hoa Xuan Vu**, Houston, TX (US); D399,035 S * 10/1998 Sisolak D2/605
Charlie Hung The Vu, Huntington Beach, CA (US) D432,757 S 10/2000 Yoon
D445,994 S 8/2001 Yoon
D513,826 S 1/2006 Jessen
7,262,018 B2 8/2007 Gelboin et al.
7,530,119 B1 * 5/2009 Jackson-Miller A41D 25/003
2/144

(72) Inventors: **Hoa Xuan Vu**, Houston, TX (US); 7,698,748 B2 * 4/2010 Kim
Charlie Hung The Vu, Huntington Beach, CA (US) D616,179 S 5/2010 Serpa et al.
7,757,306 B2 * 7/2010 Mattioli A41D 25/06
2/144

(**) Term: **15 Years**

(21) Appl. No.: **29/666,012** D667,606 S 9/2012 Botwinick
D693,538 S 11/2013 Katz
D694,991 S 12/2013 Glennie

(22) Filed: **Oct. 9, 2018**

(51) **LOC (12) Cl.** **02-05**

(52) **U.S. Cl.**
USPC **D2/605**

(58) **Field of Classification Search**
USPC D2/500, 600, 604, 605, 608
CPC A41D 23/00; A41D 25/00; A41D 25/001;
A41D 25/06
See application file for complete search history.

* cited by examiner

Primary Examiner — Karen S Acker
Assistant Examiner — Jasmine Mlinarcik
(74) *Attorney, Agent, or Firm* — Dunlap Bennett & Ludwig PLLC

(57) **CLAIM**

The ornamental design for a neck tie, as shown and described.

(56) **References Cited**

U.S. PATENT DOCUMENTS

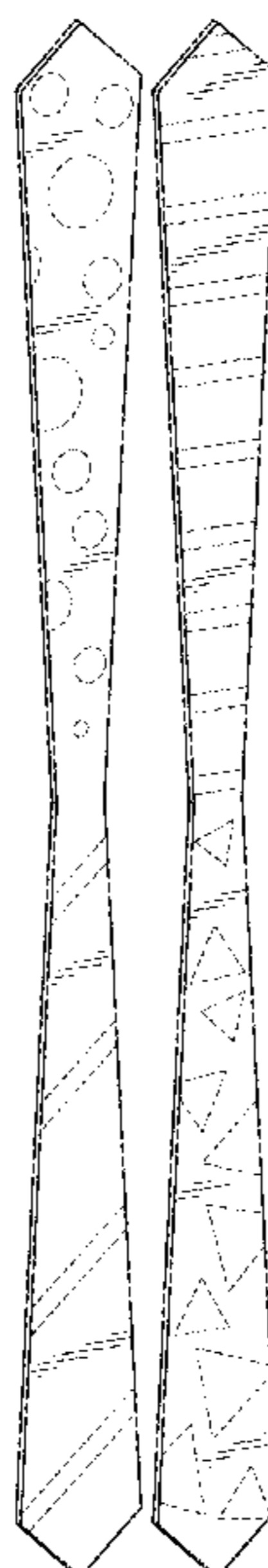
D50,752 S * 5/1917 Kunkel D2/608
D54,953 S * 4/1920 Niederer D2/608
1,593,299 A * 7/1926 Goldberg A41D 25/001
2/146

D125,121 S 2/1941 Tully
D166,404 S 4/1952 Melville
D170,487 S 9/1953 Whitman
2,787,002 A * 4/1957 de la Piedra A41D 25/022
2/153
3,737,917 A * 6/1973 Orr A41D 25/003
2/150
3,881,196 A * 5/1975 Spada A41D 25/00
2/153
D247,726 S * 4/1978 Halliwell D2/605
4,694,509 A 9/1987 Grubman

DESCRIPTION

FIG. 1 is a front perspective view of a neck tie;
FIG. 2 is a rear perspective view thereof;
FIG. 3 is a front elevation view thereof;
FIG. 4 is a rear elevation view thereof;
FIG. 5 is a left side elevation view thereof, the right side elevation view being an identical image thereof; and,
FIG. 6 is a top plan view thereof, the bottom plan view being an identical image thereof.
The broken lines and areas within them shown in the drawings depict portions of the neck tie that form no part of the claimed design.

1 Claim, 2 Drawing Sheets



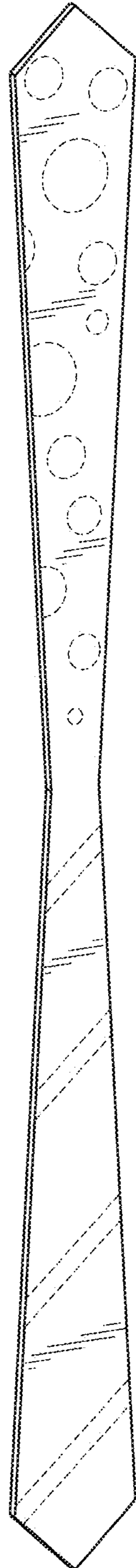


FIG. 1

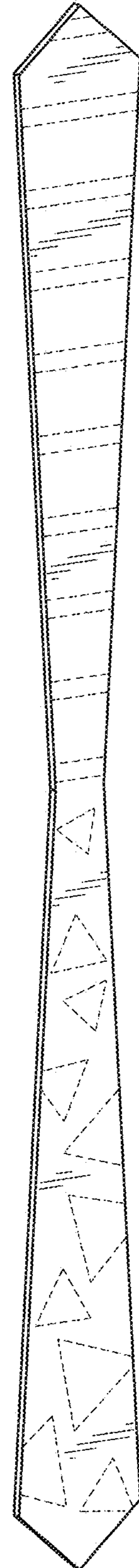


FIG. 2

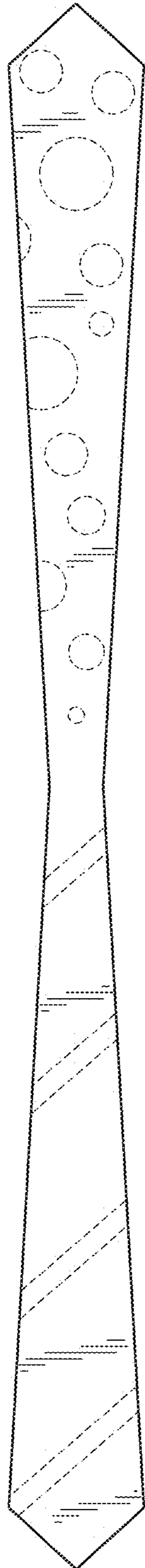


FIG. 3

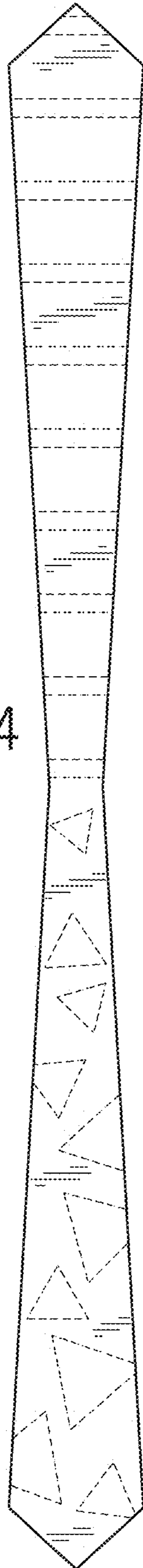


FIG. 4



FIG. 5

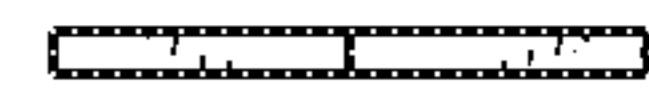


FIG. 6