



US00D875327S

(12) **United States Design Patent** (10) **Patent No.:** **US D875,327 S**
Gong et al. (45) **Date of Patent:** **** Feb. 11, 2020**

(54) **PORTABLE PET WATER DISPENSER**

(71) Applicant: **Jiangsu ELS Plastic Industry Co., Ltd.**, Jiangsu (CN)

(72) Inventors: **Yuan Gong**, Jiangsu (CN); **Kang Zhao**, Jiangsu (CN)

(**) Term: **15 Years**

(21) Appl. No.: **29/672,038**

(22) Filed: **Dec. 3, 2018**

(30) **Foreign Application Priority Data**

Jul. 2, 2018 (CN) 2018 3 0348188

(51) **LOC (12) Cl.** **30-03**

(52) **U.S. Cl.**
USPC **D30/132; D30/121**

(58) **Field of Classification Search**
USPC D30/121, 122, 129-133; D3/202;
D9/435, 440, 443, 516, 522, 528, 531,
D9/545, 549, 564, 715, 716, 719
CPC A01K 5/00; A01K 9/00; A01K 5/0114;
A01K 5/0121; A01K 5/0135; A01K
7/005; A01K 7/00; A01K 39/04; A01K
39/0213

See application file for complete search history.

(56) **References Cited**

U.S. PATENT DOCUMENTS

D626,416 S * 11/2010 Cresswell D7/510
D628,486 S * 12/2010 Lane D7/510
D652,255 S * 1/2012 Carland D7/510
D776,483 S * 1/2017 Chitayat D7/507
D805,852 S * 12/2017 Seiders D7/608
D839,476 S * 1/2019 Whetsel B65D 25/54
D27/189
D850,017 S * 5/2019 Brucato D30/132

D861,258 S * 9/2019 Liang D30/132
D863,694 S * 10/2019 Pan D30/132
2012/0298045 A1* 11/2012 Wechsler A01K 7/00
119/52.1
2015/0298867 A1* 10/2015 Sanderson A01K 7/00
215/6
2017/0127859 A1* 5/2017 Hornung A45F 3/18
2018/0178969 A1* 6/2018 Perlowitz A01K 5/00

OTHER PUBLICATIONS

“ELSPET 300ml Portable Dog Water Bottle” available Dec. 19, 2018, [online], [site visited Nov. 5, 2019]. Retrieved from Internet, URL: https://jsels.en.alibaba.com/product/60788044799-813127416/ELSPET_300ml_Portable_Dog_Water_Bottle_Foldable_Dog_Water_Bottle.html (Year: 2018).*

* cited by examiner

Primary Examiner — Michael C Stout

Assistant Examiner — Katrina N Gonzalez

(74) *Attorney, Agent, or Firm* — Prakash Nama; Global IP Services, PLLC

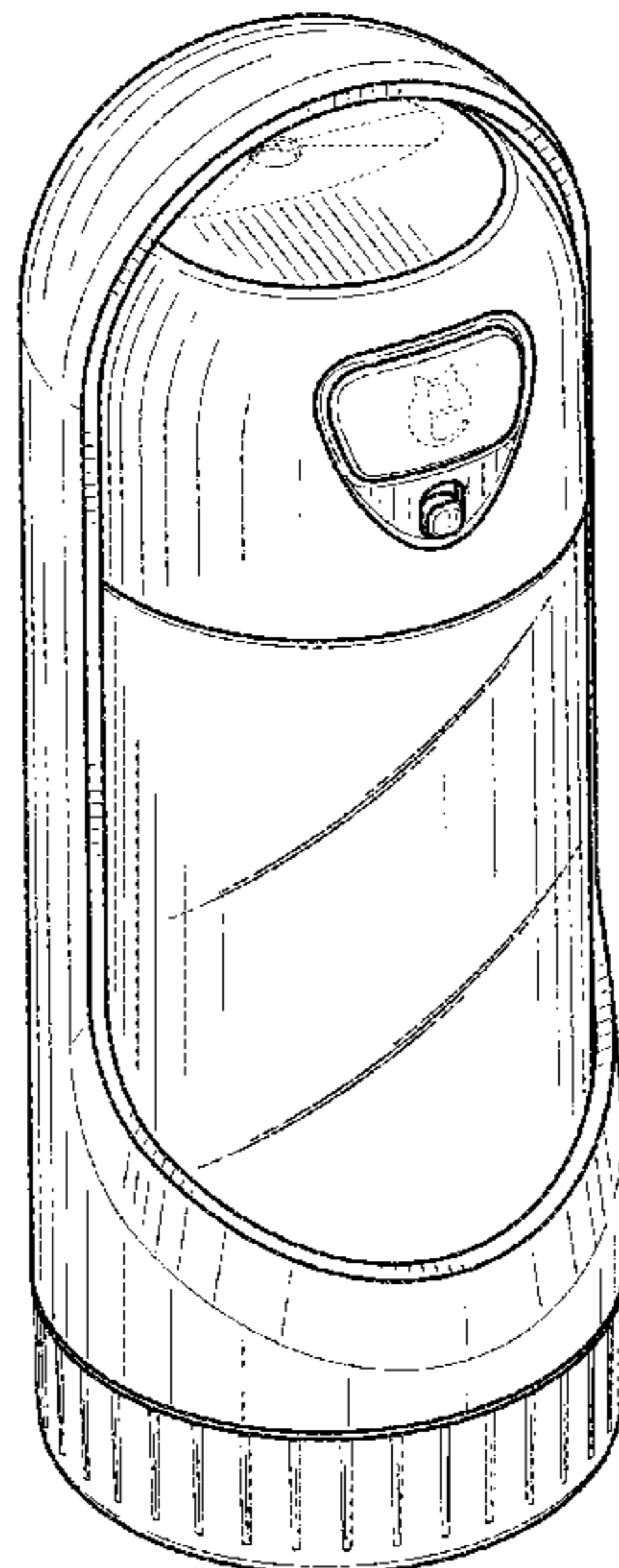
(57) **CLAIM**

The ornamental design for a portable pet water dispenser, as shown and described.

DESCRIPTION

FIG. 1 is a perspective view of a portable pet water dispenser showing our new design;
FIG. 2 is a front elevational view thereof;
FIG. 3 is a rear elevational view thereof;
FIG. 4 is a left side view thereof;
FIG. 5 is a right side view thereof;
FIG. 6 is a top plan view thereof; and,
FIG. 7 is a bottom plan view thereof.
The broken lines illustrate portions of the portable pet water dispenser that form no part of the claimed design.

1 Claim, 6 Drawing Sheets



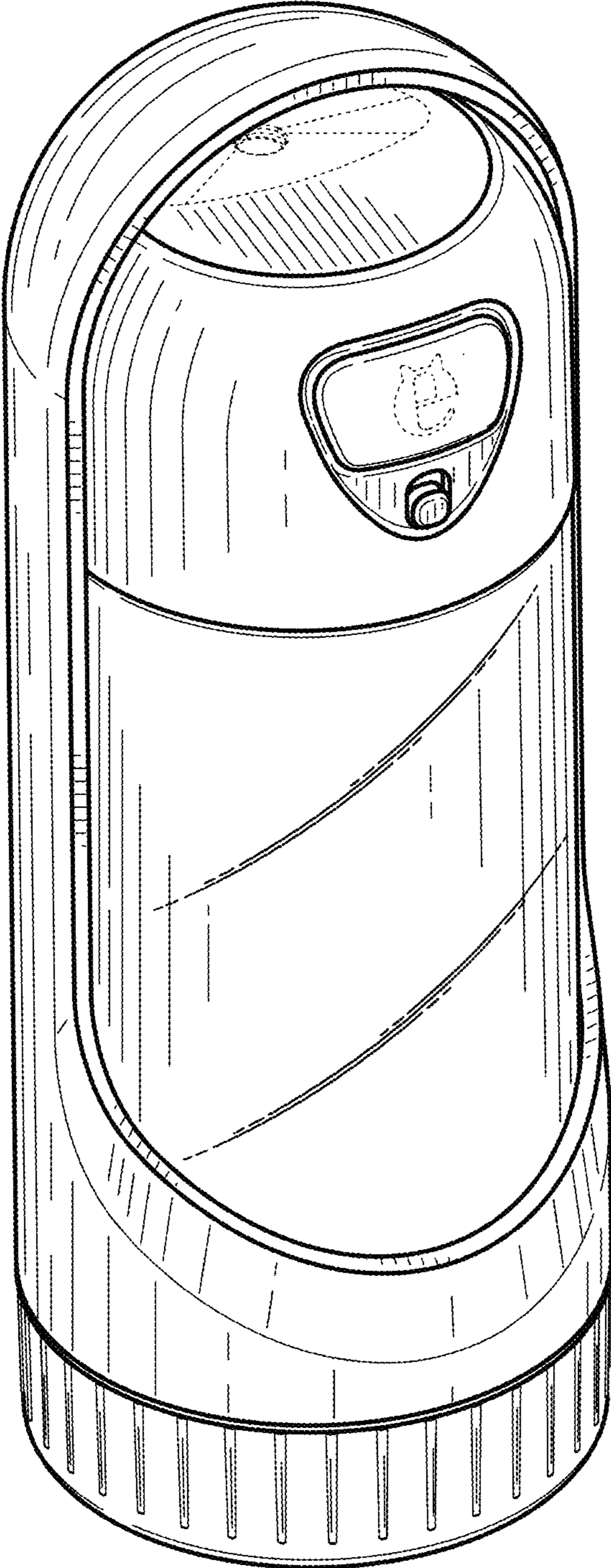


FIG. 1

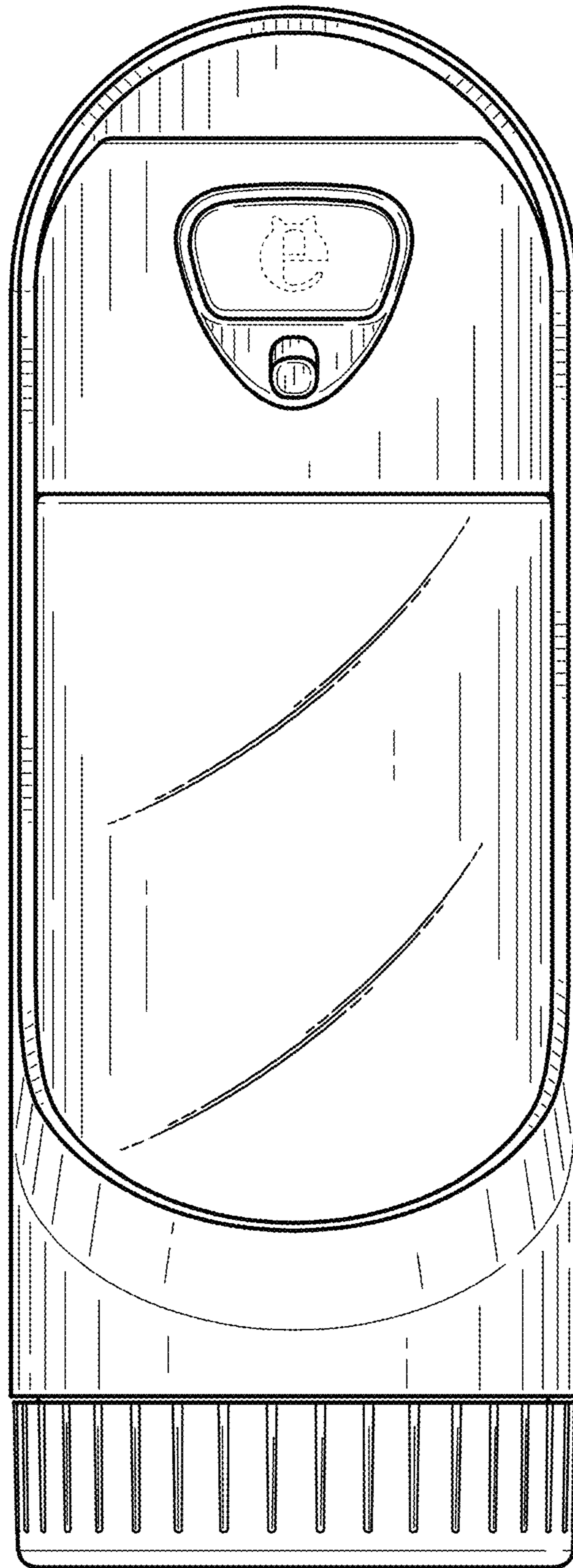


FIG. 2




FIG. 3

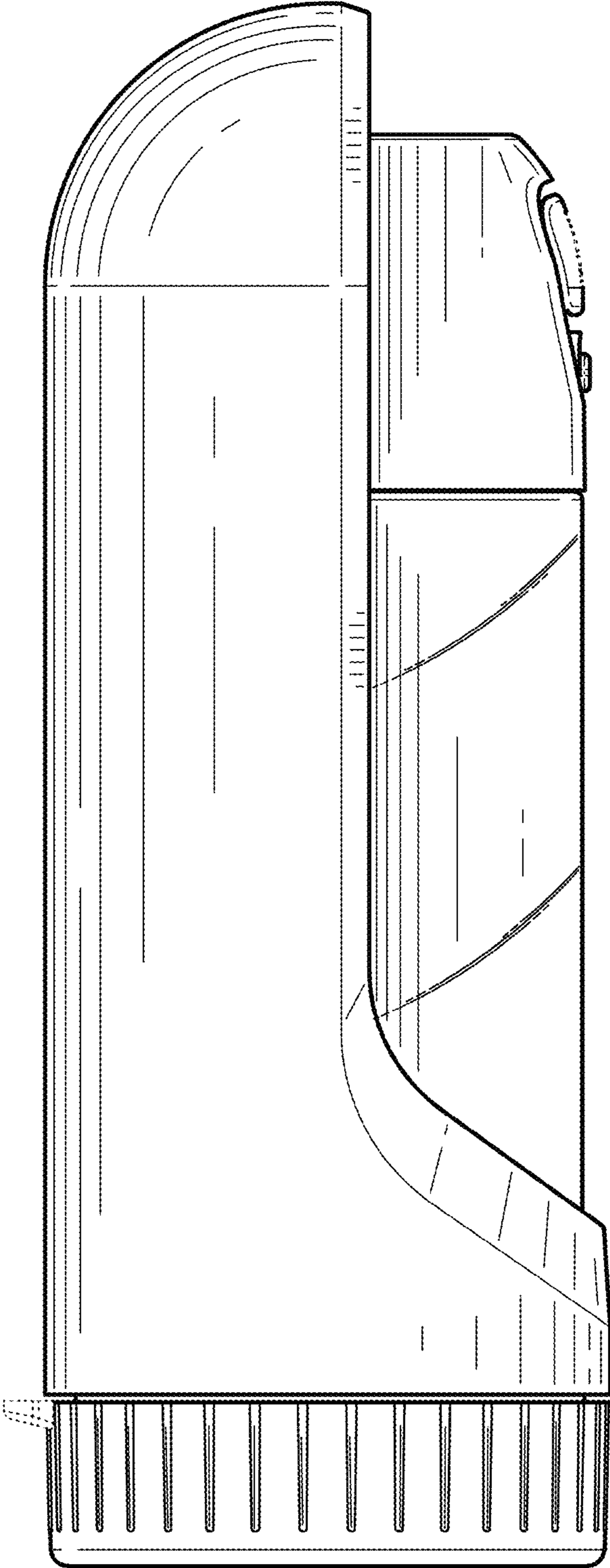


FIG. 4

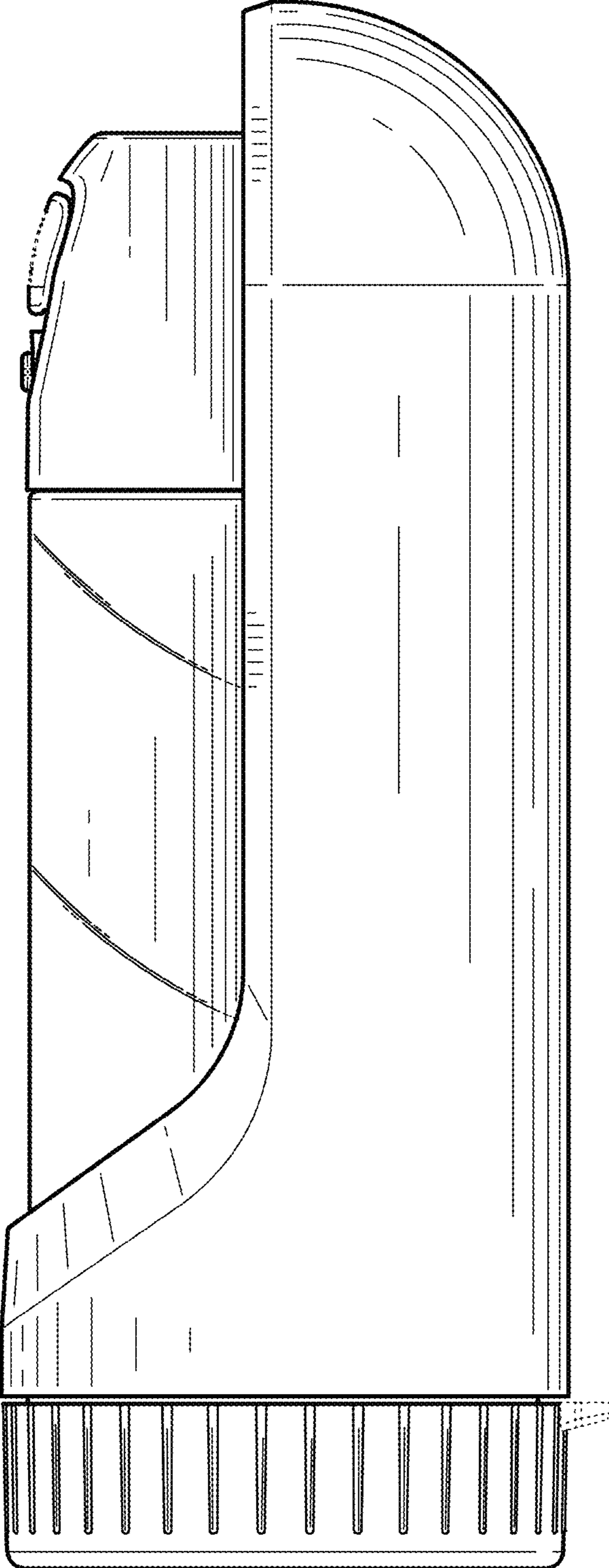


FIG. 5

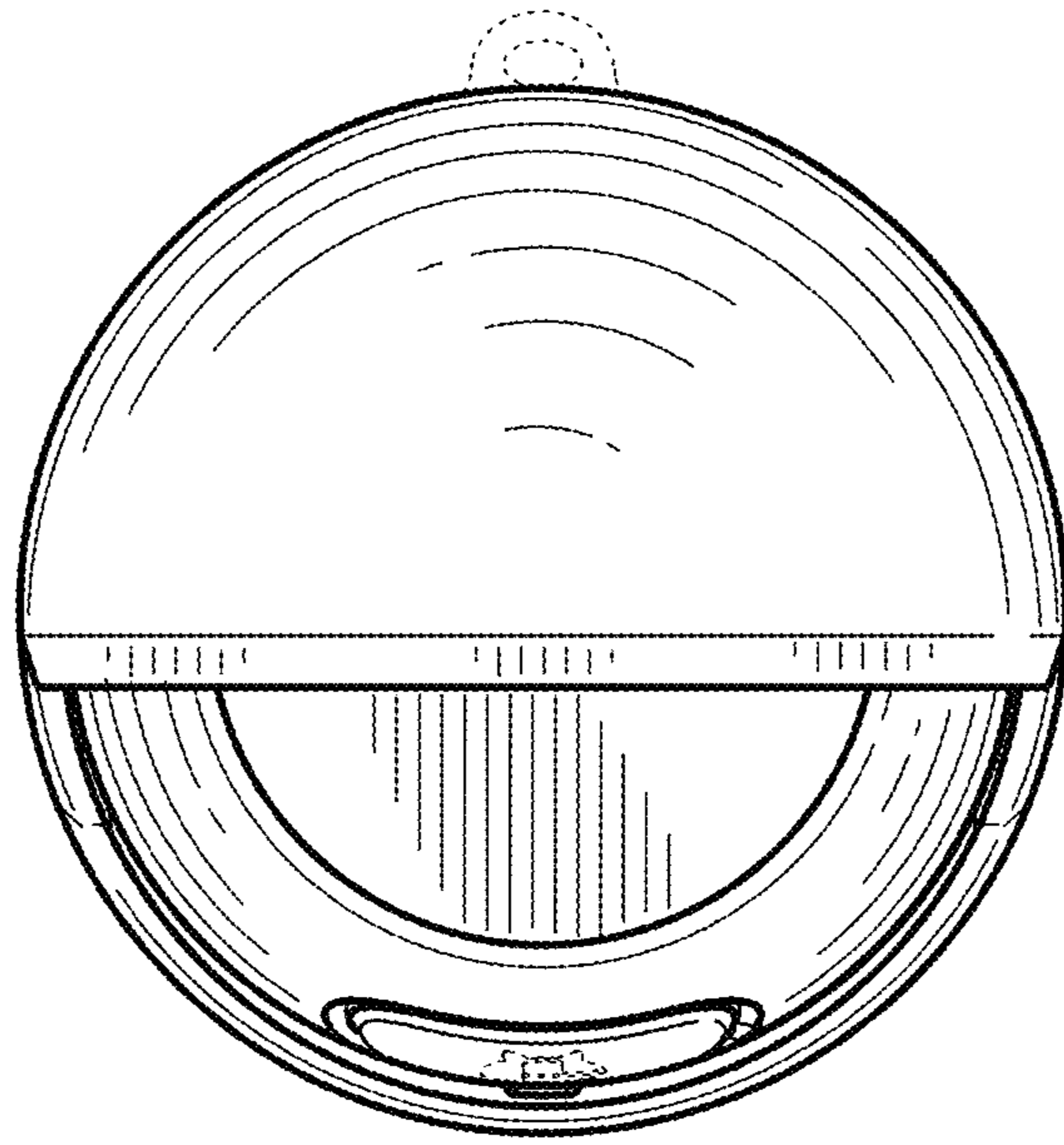


FIG. 6

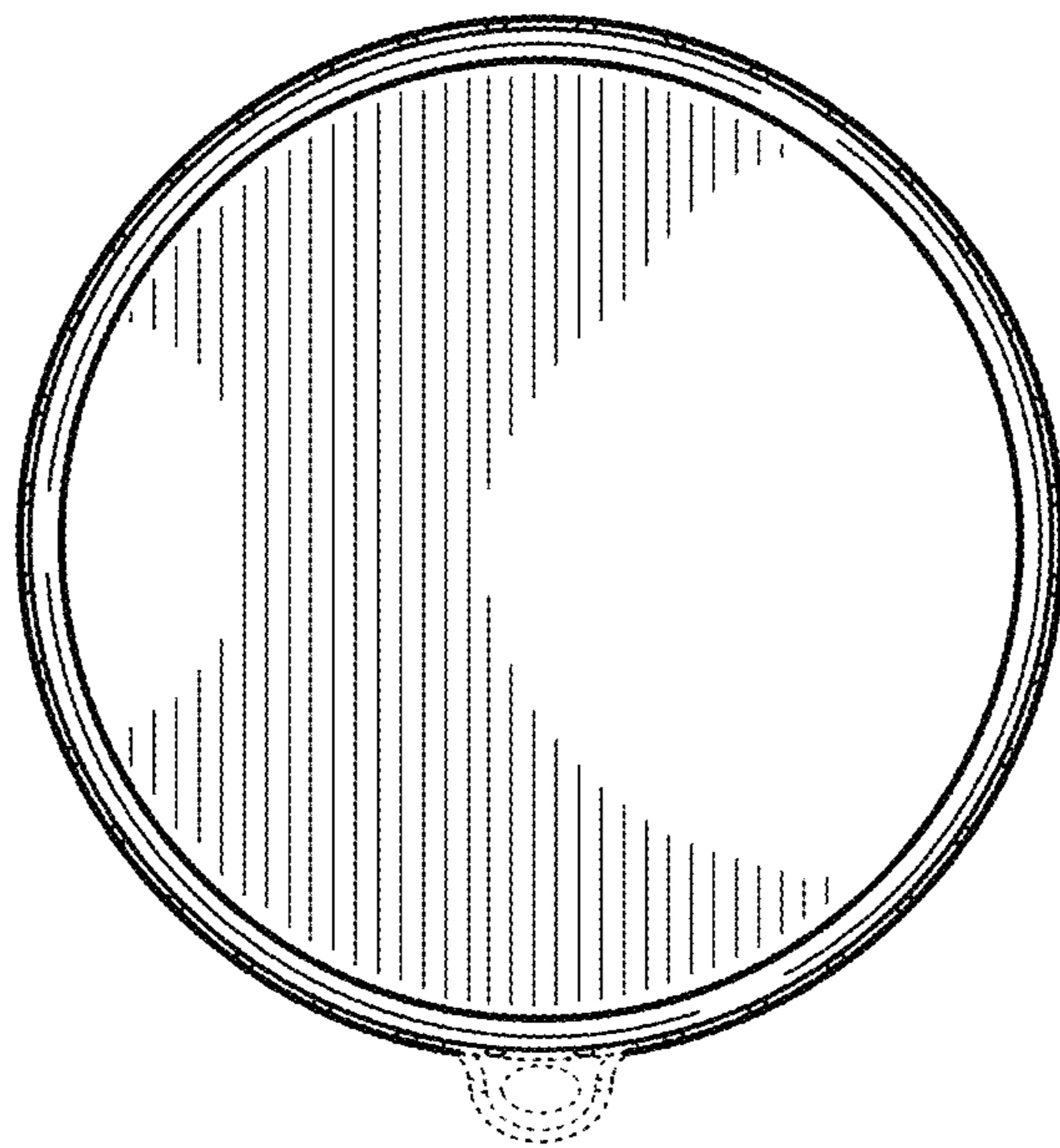


FIG. 7