



US00D875312S

(12) **United States Design Patent**
Hu

(10) **Patent No.:** **US D875,312 S**

(45) **Date of Patent:** **** Feb. 11, 2020**

(54) **HAIR STRAIGHTENER**

(71) Applicant: **Dongguan Fumeikang Electrical Technology Co., LTD., Dongguan (CN)**

(72) Inventor: **Haowen Hu, Dongguan (CN)**

(73) Assignee: **DONGGUAN FUMEIKANG ELECTRICAL TECHNOLOGY CO., LTD., Dongguan (CN)**

(**) Term: **15 Years**

(21) Appl. No.: **29/664,907**

(22) Filed: **Sep. 28, 2018**

(51) **LOC (12) Cl.** **28-03**

(52) **U.S. Cl.**
USPC **D28/35**

(58) **Field of Classification Search**
USPC D28/10, 35, 37-38
CPC A45D 2/00; A45D 2001/045; A45D 1/16;
A45D 1/04; A45D 1/18; A45D 1/06-14;
A45D 2/02-10; A45D 2/38-42; A45D
2/001-002
See application file for complete search history.

(56) **References Cited**

U.S. PATENT DOCUMENTS

D253,973 S * 1/1980 Rosse D28/35
D618,395 S * 6/2010 Mau D28/35

D762,006 S * 7/2016 Cho D28/35
D788,979 S * 6/2017 Donnellan D28/35
D798,503 S * 9/2017 Ceva D28/35
D835,843 S * 12/2018 Fan D28/35
2011/0061672 A1* 3/2011 Schmider A45D 1/12
132/226

* cited by examiner

Primary Examiner — Jennifer Rivard

(74) *Attorney, Agent, or Firm* — Shimokaji IP

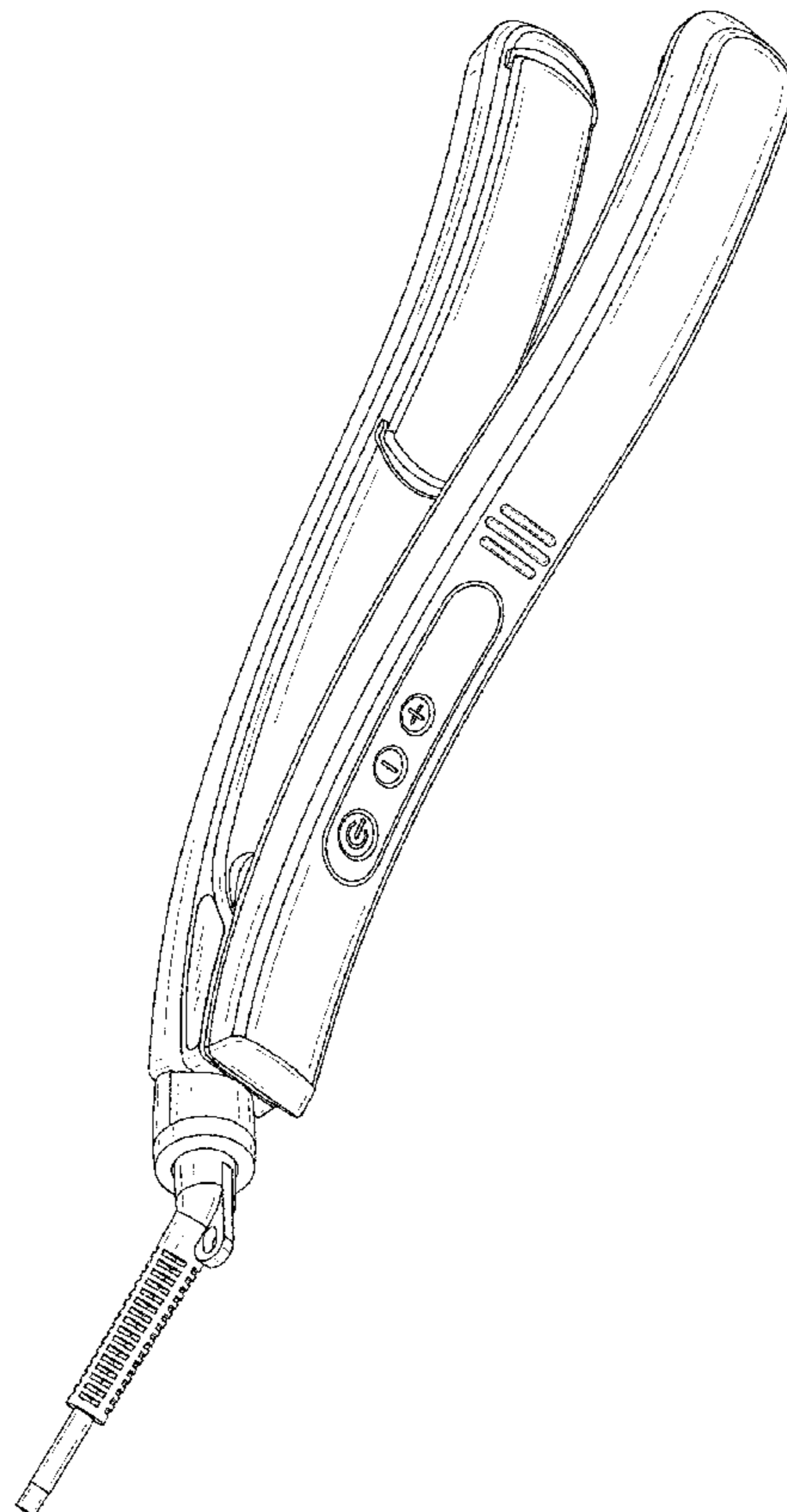
(57) **CLAIM**

The ornamental design for a hair straightener, as shown and described.

DESCRIPTION

FIG. 1 is a front elevation view of a hair straightener showing our design;
FIG. 2 is a rear elevational view thereof;
FIG. 3 is a left side elevational view thereof;
FIG. 4 is a right side elevational view thereof;
FIG. 5 is a top plan view thereof;
FIG. 6 is a bottom plan view thereof;
FIG. 7 is a first perspective view thereof; and,
FIG. 8 is a second perspective view thereof.

1 Claim, 5 Drawing Sheets



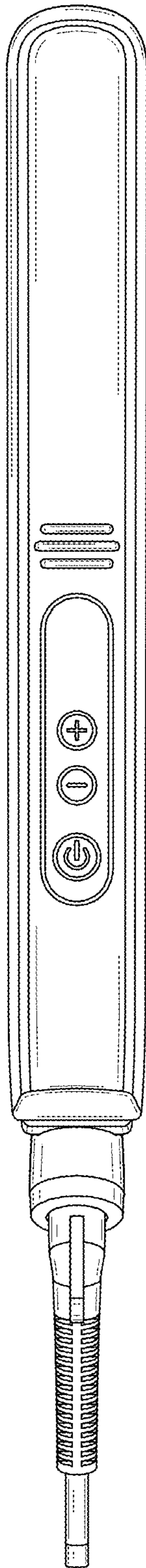


FIG. 1




FIG. 2

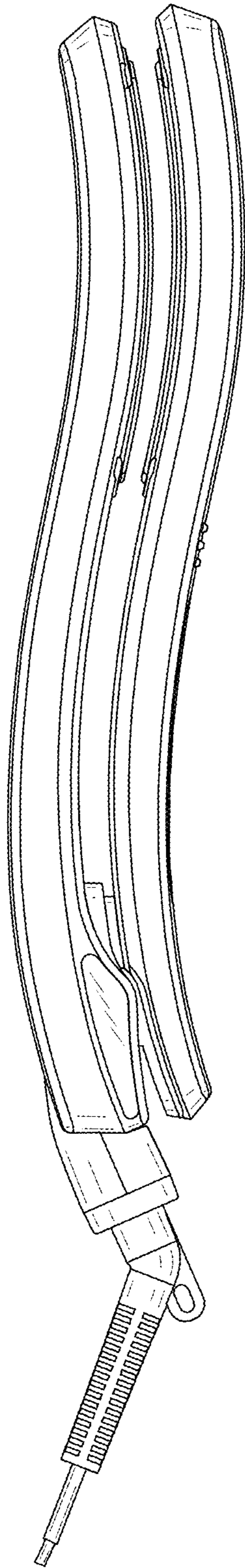


FIG. 3

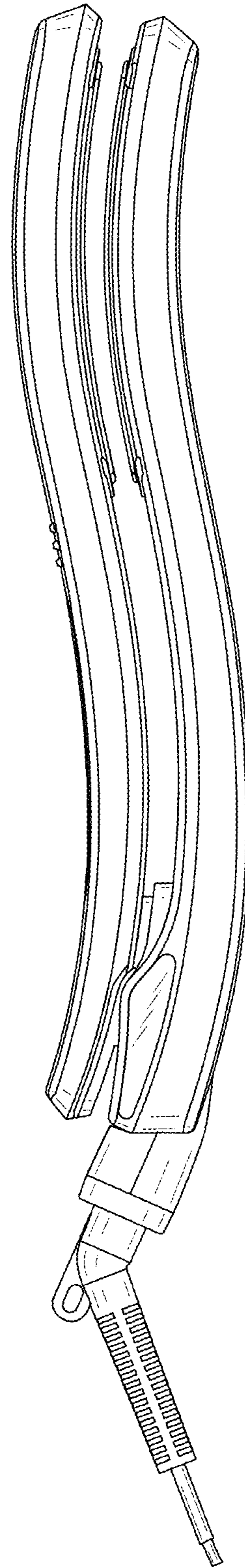


FIG. 4

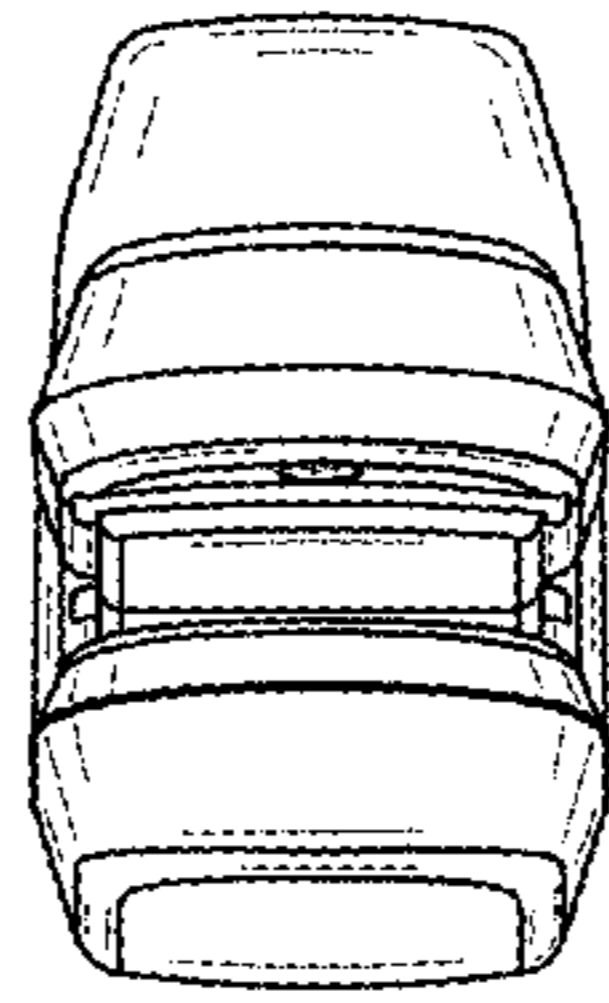


FIG. 5

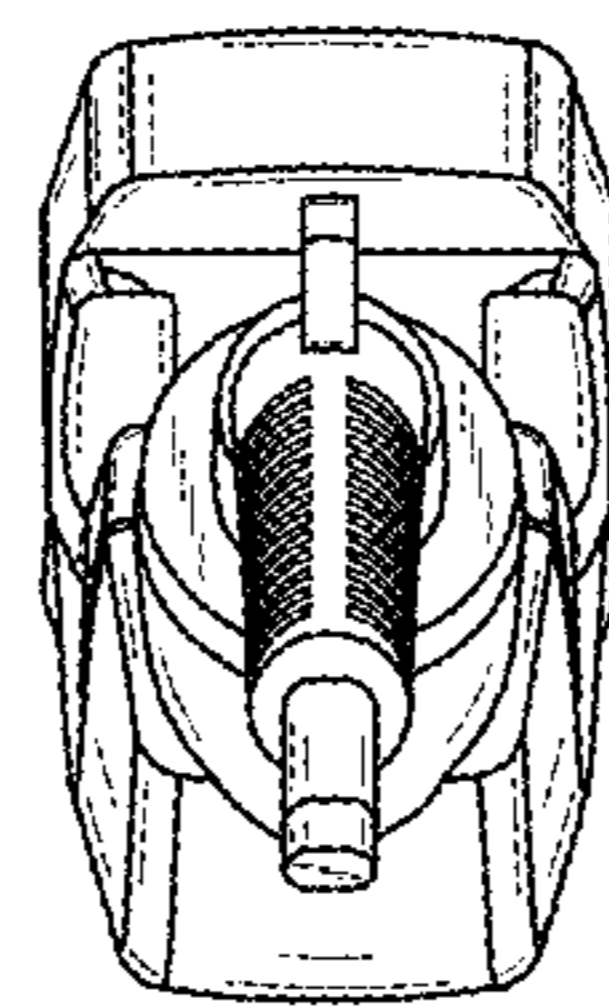


FIG. 6

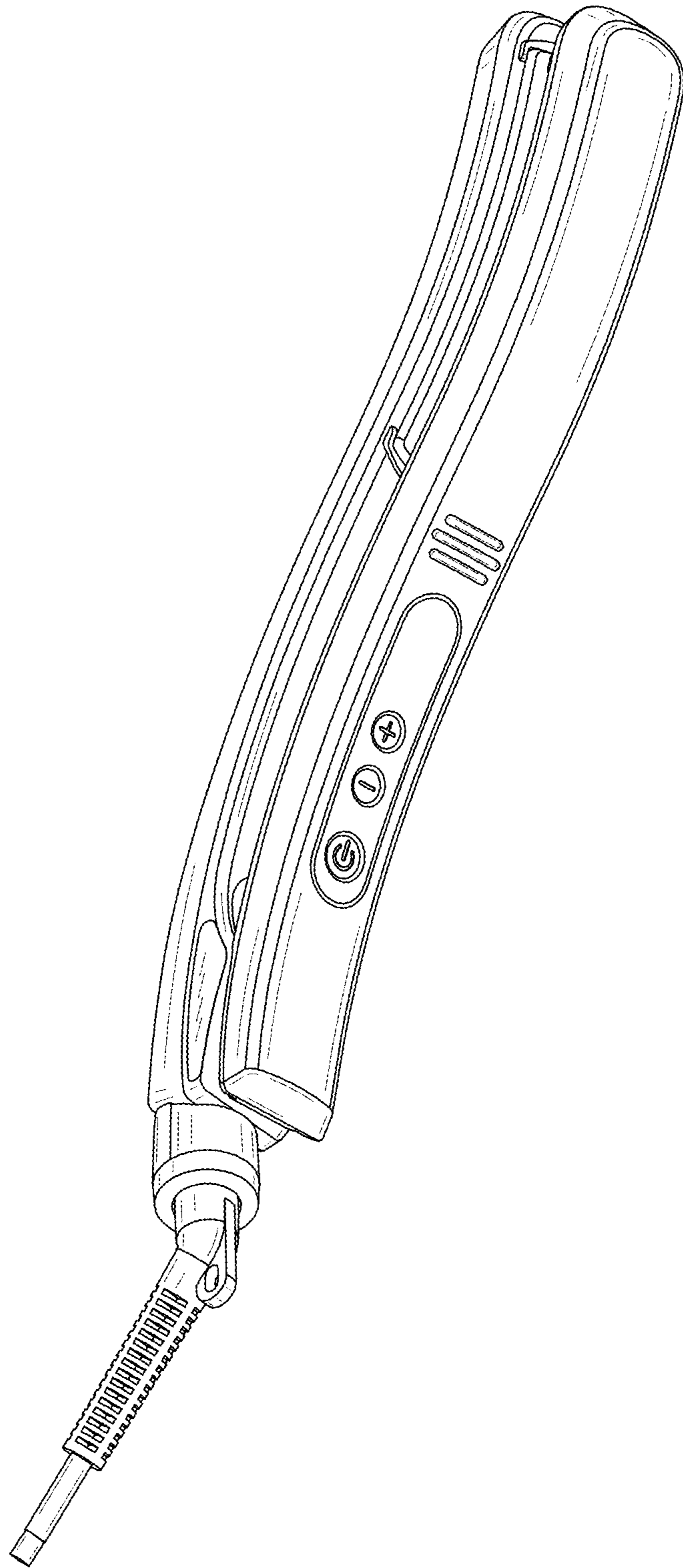


FIG.7

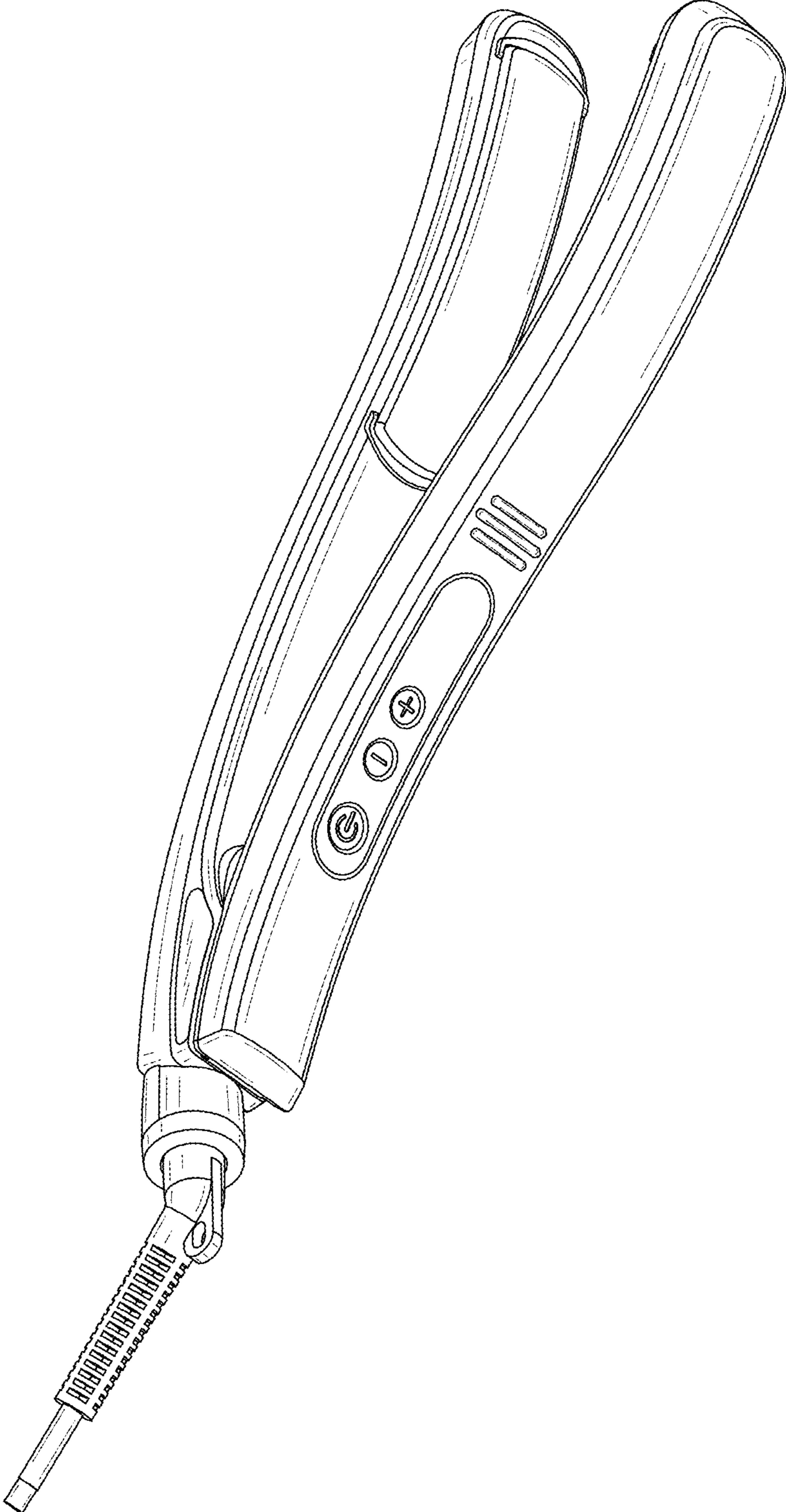


FIG.8