



US00D875295S

(12) **United States Design Patent** (10) **Patent No.:** **US D875,295 S**
Fu (45) **Date of Patent:** **** Feb. 11, 2020**

(54) **LANTERN**
(71) Applicant: **RAZ Imports, Inc.**, Arlington, TX (US)
(72) Inventor: **Chen Kong Fu**, Guangdong (CN)
(73) Assignee: **RAZ Imports, Inc.**, Arlington, TX (US)
(**) Term: **15 Years**
(21) Appl. No.: **29/636,710**
(22) Filed: **Feb. 9, 2018**
(51) **LOC (12) Cl.** **26-03**
(52) **U.S. Cl.**
USPC **D26/106**
(58) **Field of Classification Search**
USPC D26/24, 93, 94, 103–107, 110–112, 85, D26/87
CPC F21S 6/00; F21S 6/002; F21V 1/00; F21V 1/02; F21V 21/02; F21V 1/12; F21V 1/22; F21V 1/18; F21W 2131/30
See application file for complete search history.

D815,334 S * 4/2018 Hu D26/94
D836,819 S * 12/2018 Amato D26/85
D839,463 S * 1/2019 Fu D26/94

* cited by examiner

Primary Examiner — Brian N. Vinson
(74) *Attorney, Agent, or Firm* — Polsinelli PC

(57) **CLAIM**

I claim the ornamental design for a lantern, as shown and described.

DESCRIPTION


FIG. 1 is a perspective view of a lantern, showing my new design;
FIG. 2 is a front elevational view thereof;
FIG. 3 is a rear elevational view thereof;
FIG. 4 is a right side elevational view thereof;
FIG. 5 is a left side elevational view thereof;
FIG. 6 is a top plan view thereof; and,
FIG. 7 is a bottom plan view thereof.
The broken lines represent portions of the lantern which form no part of the claimed design, and where claimed surfaces abut broken lines, those broken lines represent an unclaimed boundary between claimed and unclaimed portions of the lantern.

(56) **References Cited**

U.S. PATENT DOCUMENTS

D563,585 S * 3/2008 Lee D26/85
D693,956 S * 11/2013 Yang D26/85

1 Claim, 5 Drawing Sheets






FIG. 1




FIG. 2




FIG. 3




FIG. 4




FIG. 5

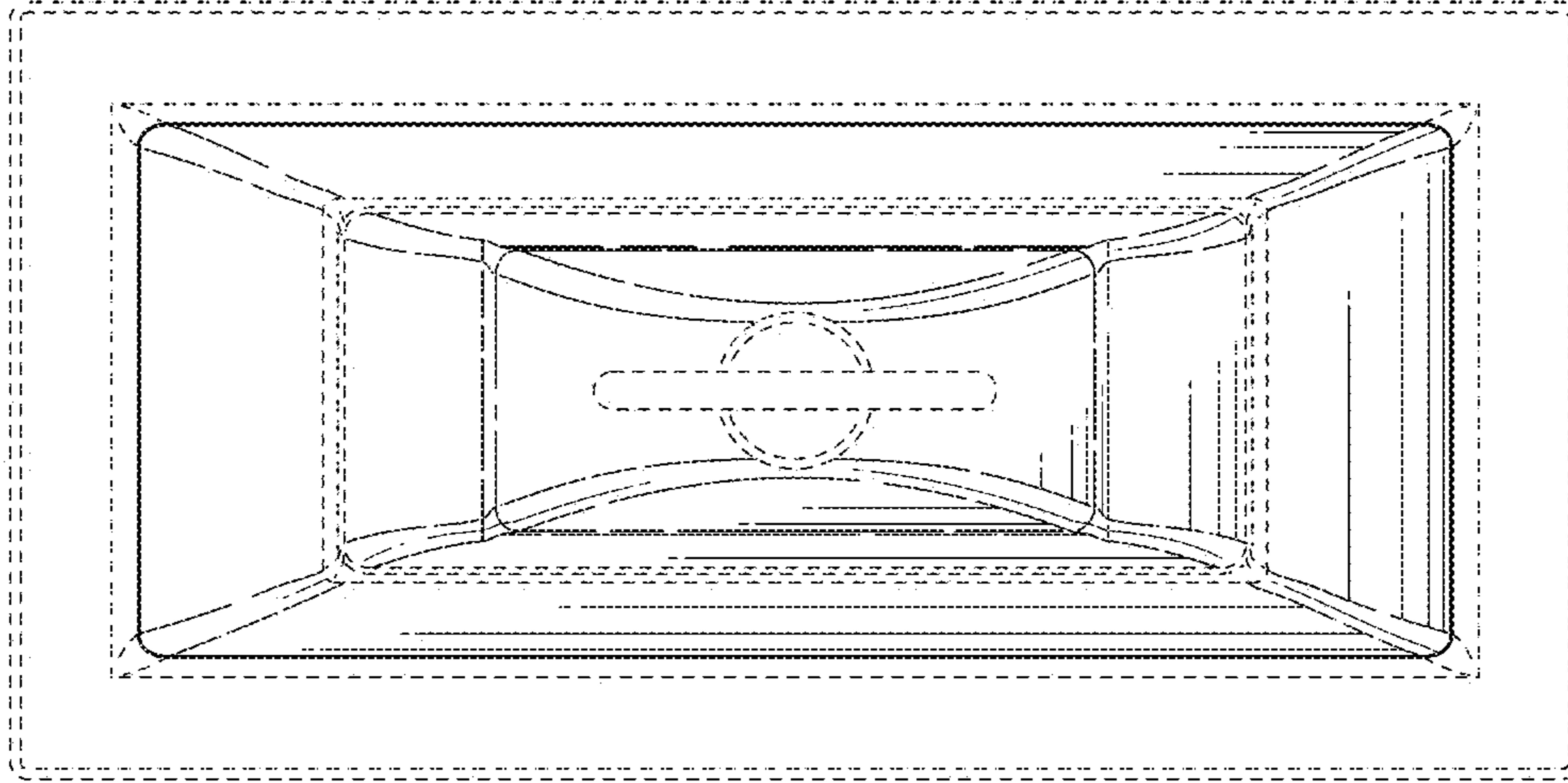


FIG. 6

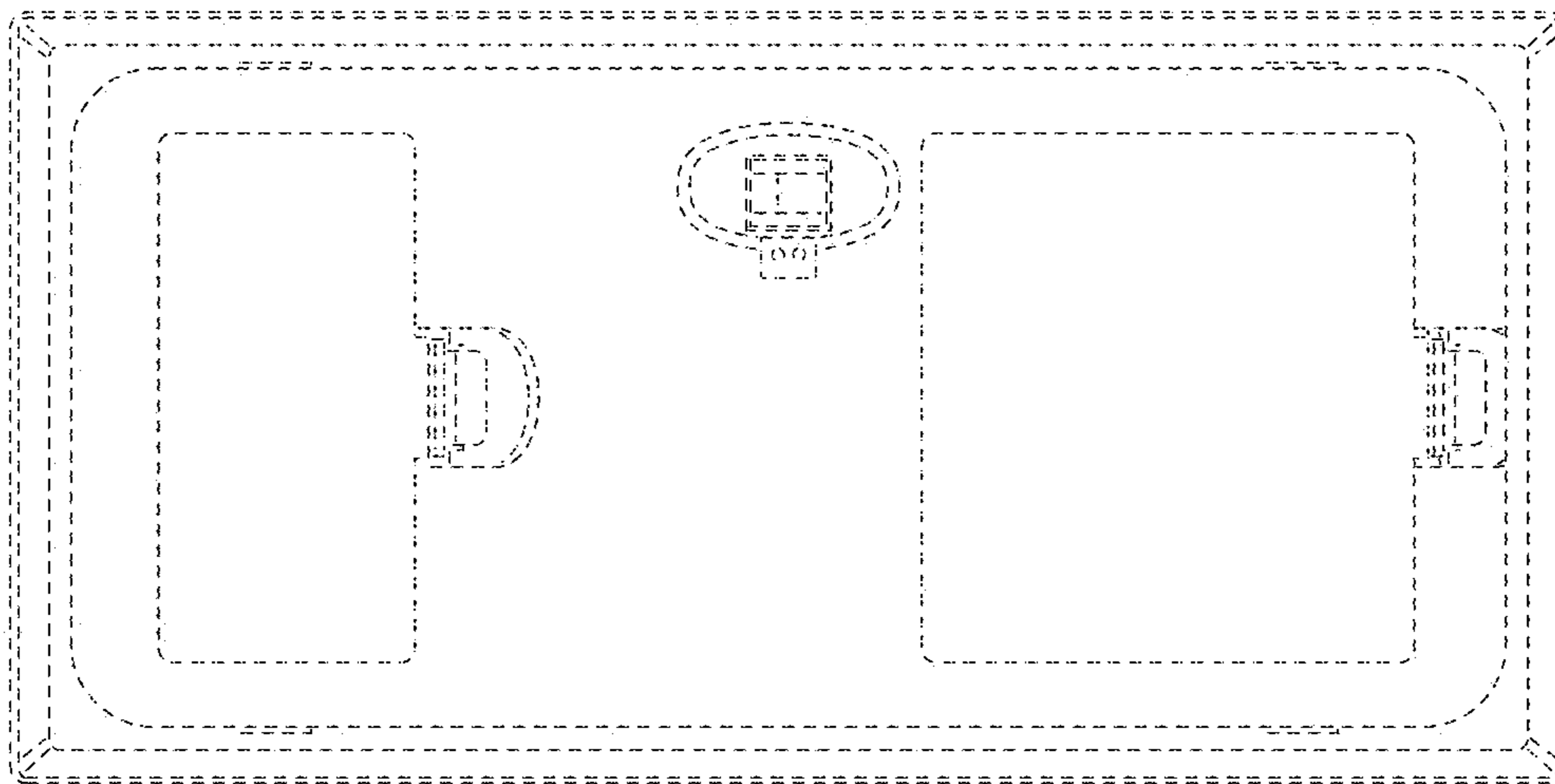


FIG. 7