



US00D875290S

(12) **United States Design Patent**
Hwang

(10) **Patent No.:** **US D875,290 S**

(45) **Date of Patent:** **** Feb. 11, 2020**

(54) **GARDEN LIGHT**

(71) Applicant: **METROMAX AMERICA CORPORATION**, Rowland Heights, CA (US)

(72) Inventor: **Jonathan Cheng Yu Hwang**, Rowland Heights, CA (US)

(73) Assignee: **METROMAX AMERICA CORPORATION**, Rowland Heights, CA (US)

(**) Term: **15 Years**

(21) Appl. No.: **29/662,335**

(22) Filed: **Sep. 5, 2018**

(51) **LOC (12) Cl.** **26-05**

(52) **U.S. Cl.**
USPC **D26/67**

(58) **Field of Classification Search**
USPC D26/63, 67-70, 85
CPC .. F21S 8/081; F21S 8/083; F21S 8/088; F21S 9/03; F21S 9/032; F21S 9/035; F21V 21/0824; F21W 2111/02; F21W 2111/023; F21W 2131/109

See application file for complete search history.

(56) **References Cited**

U.S. PATENT DOCUMENTS

D217,735 S *	6/1970	Moore	D26/67
D443,941 S *	6/2001	Boeckley	D26/67
D444,253 S *	6/2001	Blanchard	D26/67
D445,937 S *	7/2001	Sanoner	D26/68
D475,152 S *	5/2003	Brunner	D26/67
D479,891 S *	9/2003	Yeh	D26/67
D483,509 S *	12/2003	Osiecki	D26/67

D551,790 S *	9/2007	Richmond	D26/67
D553,286 S *	10/2007	Chung	D26/67
D574,539 S *	8/2008	Sanoner	D26/67
D615,684 S *	5/2010	Chen	D26/68
D694,933 S *	12/2013	Meyer	D26/67
D868,331 S *	11/2019	Li	D26/67

OTHER PUBLICATIONS

Decorative Floor Lamp by Eangee, Twist Large Floor Lamp by Working Wonders <<https://www.workingwondersus.com/product/decorative-floor-lamp-eangee-twist-large-floor-lamp>> visited Dec. 4, 2019. (Year: 2019).*

Amber Aragonite Twist Lamp by Mineralia, Item: 008235 at alibaba.com visited Dec. 4, 2019. (Year: 2019).*

Antique Silver Twisted Polyresin Table Lamp from RC Willey sold at rcwilley.com at least as early as Dec. 4, 2018. (Year: 2018).*

White Twist Midsize Lamp Base by Hampton Bay sold at homedepot.com as early as Jan. 15, 2019. (Year: 2019).*

* cited by examiner

Primary Examiner — Clare E Hefflin

(74) *Attorney, Agent, or Firm* — Bacon & Thomas, PLLC

(57) **CLAIM**

The ornamental design for a garden light, as shown and described.

DESCRIPTION

FIG. 1 is a perspective view of a garden light showing my new design

FIG. 2 is a front view thereof;

FIG. 3 is a back view thereof;

FIG. 4 is a left side elevational view thereof;

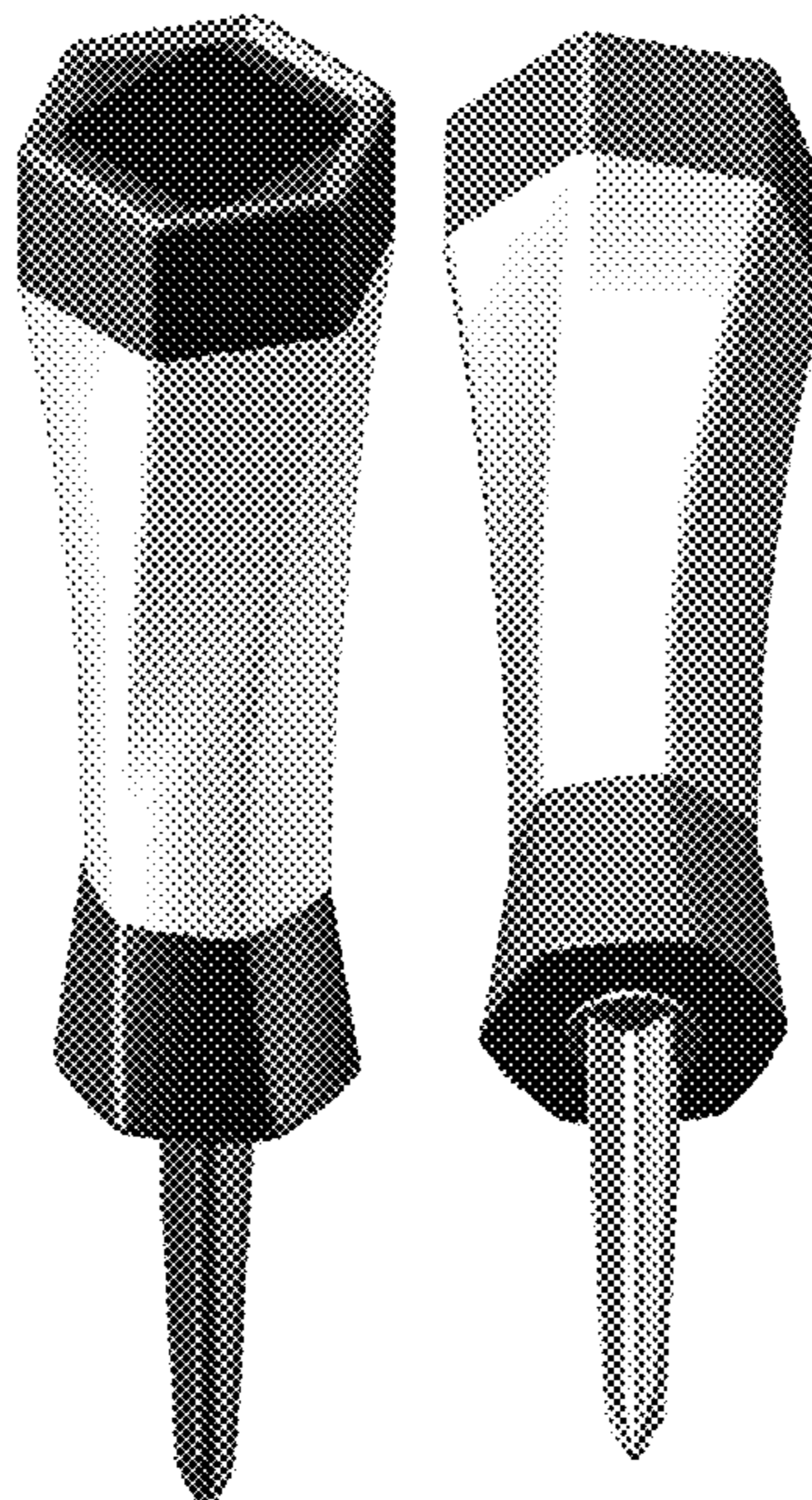
FIG. 5 is a right side elevational view thereof;

FIG. 6 is a top view thereof

FIG. 7 is a bottom view thereof; and,

FIG. 8 is a perspective view thereof.

1 Claim, 7 Drawing Sheets



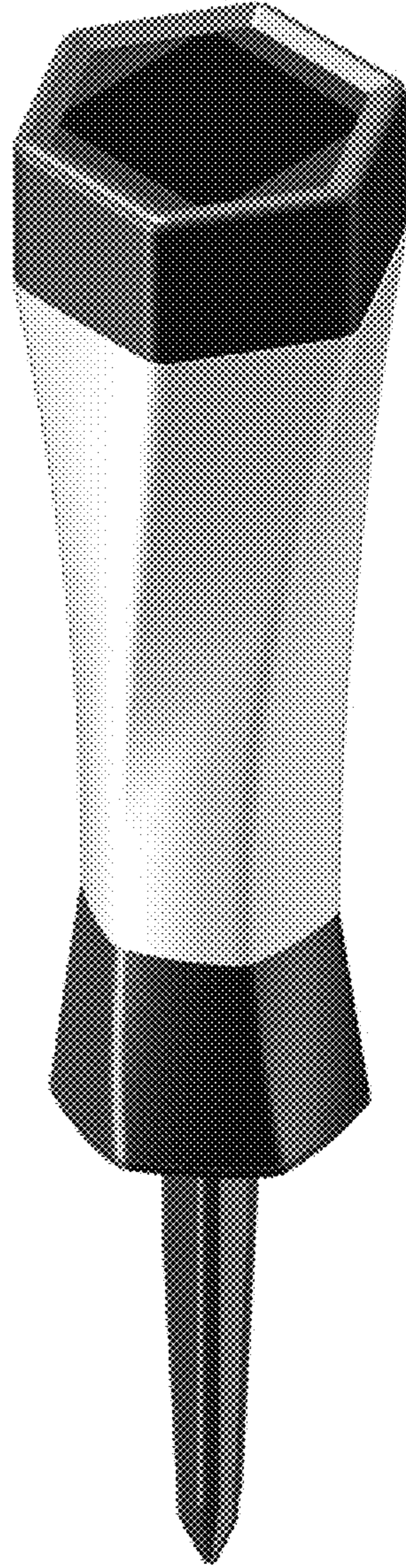


FIG. 1

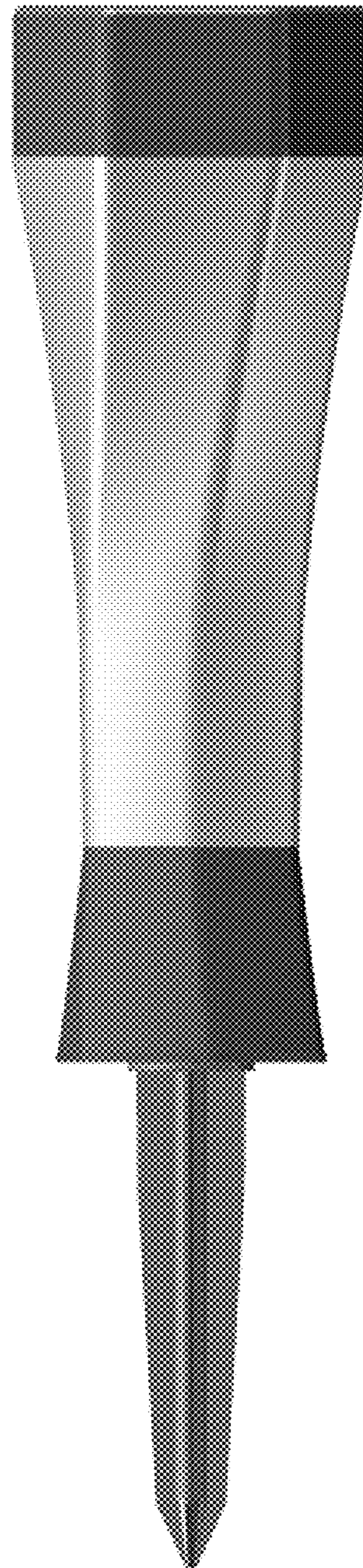


FIG. 2

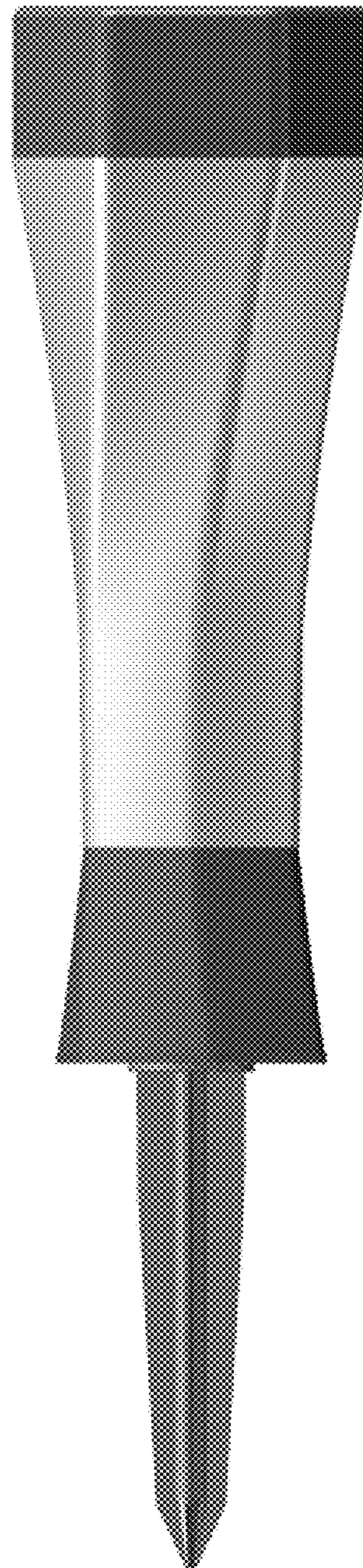


FIG. 3




FIG. 4




FIG. 5




FIG. 6




FIG. 7

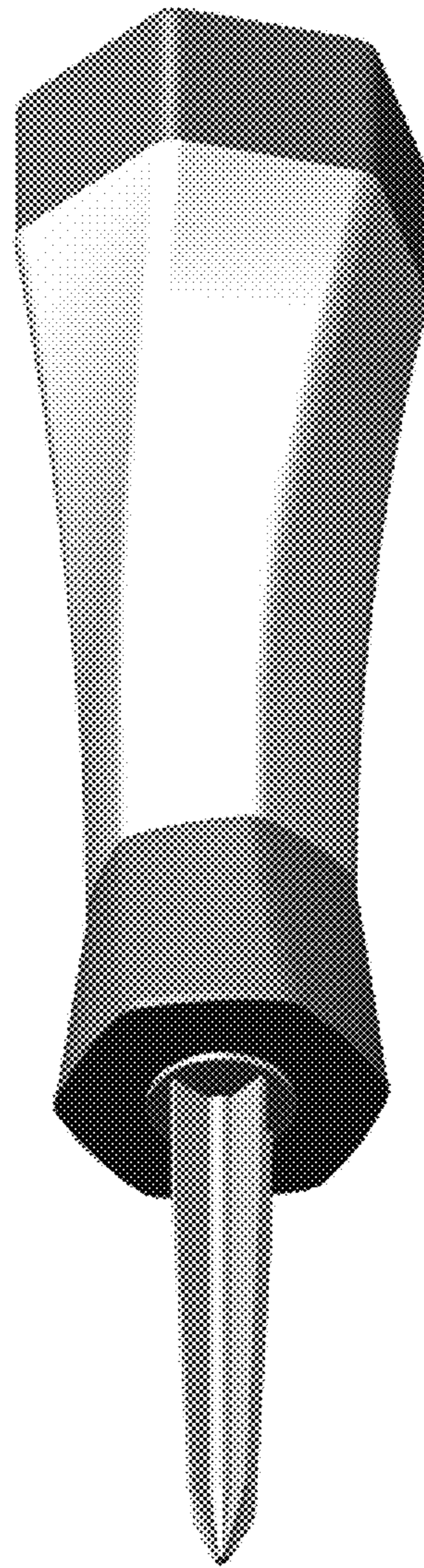


FIG. 8