



US00D875274S

(12) **United States Design Patent** (10) **Patent No.:** **US D875,274 S**
Panicali et al. (45) **Date of Patent:** **** Feb. 11, 2020**

(54) **FRONT FACE OF A CONCRETE WALL BLOCK**

(71) Applicant: **Redi-Rock International, LLC**,
Charlevoix, MI (US)

(72) Inventors: **Bob Panicali**, Onaway, MI (US);
Jeremy Reynolds, Boyne City, MI (US)

(73) Assignee: **Redi-Rock International, LLC**,
Charlevoix, MI (US)

(**) Term: **15 Years**

(21) Appl. No.: **29/649,414**

(22) Filed: **May 30, 2018**

(51) **LOC (12) Cl.** **25-01**

(52) **U.S. Cl.**
USPC **D25/113**

(58) **Field of Classification Search**
USPC D21/484-486, 489-491, 500-502;
D25/112-118, 164
CPC E04F 13/007; E04F 13/0871; E04F 13/14;
E04F 13/22; E04F 13/24; E04B 1/02;
E04B 1/625; E04B 1/5837; E04B
2001/5887; E04C 1/00; E04C 1/395
See application file for complete search history.

(56) **References Cited**

U.S. PATENT DOCUMENTS

D598,137 S *	8/2009	Mugge	D25/113
D613,880 S *	4/2010	Mugge	D25/113
D619,730 S *	7/2010	Mugge	D25/113
D619,735 S *	7/2010	Mugge	D25/113
D625,841 S *	10/2010	Mugge	D25/113
D639,456 S *	6/2011	Mugge	D25/113
D643,939 S *	8/2011	Mugge	D25/113
D643,942 S *	8/2011	Mugge	D25/113
D643,943 S *	8/2011	Mugge	D25/113

D646,401 S *	10/2011	Harris	D25/113
D652,953 S *	1/2012	Mugge	D25/113
D657,070 S *	4/2012	Mugge	D25/113
D657,889 S *	4/2012	Mugge	D25/113
D662,224 S *	6/2012	Mugge	D25/113
D662,226 S *	6/2012	Mugge	D25/113
D662,608 S *	6/2012	Mugge	D25/113

(Continued)

FOREIGN PATENT DOCUMENTS

EM	000140520-0002	*	7/2004
KR	300429666.0000	*	11/2006

OTHER PUBLICATIONS

Redi-Rock Kingstone Texture Retaining Walls <https://www.redi-rock.com/kingstone-retaining-walls.htm> Retrieved Aug. 5, 2019 (Year: 2019).*

(Continued)

Primary Examiner — Leanne Was-Englehart
(74) *Attorney, Agent, or Firm* — Marshall & Melhorn, LLC

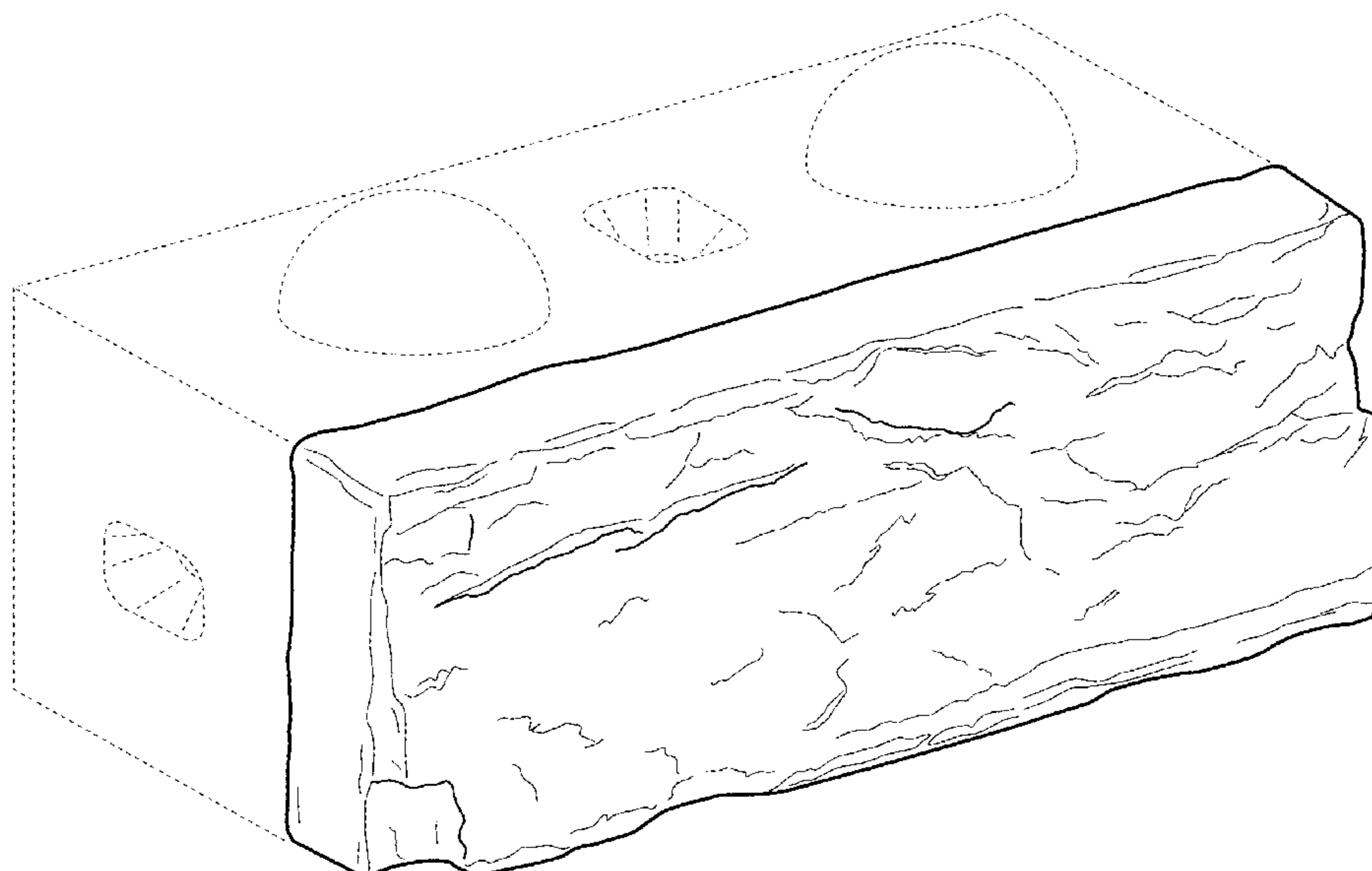
(57) **CLAIM**

We claim the ornamental design for a front face of a concrete wall block, as shown and described.

DESCRIPTION

FIG. 1 is a front view of a front face of a concrete wall block; FIG. 2 is a top, front, and left side isometric view thereof; and, FIG. 3 is a top, front, and right side isometric view thereof. The broken lines shown in the drawings are included for purposes of illustrating environment and form no part of the claimed design. The surface shading lines show contour and/or distinguish between open and solid areas. The surface shading lines are not surface ornamentation.

1 Claim, 3 Drawing Sheets



(56)

References Cited

U.S. PATENT DOCUMENTS

D662,609	S *	6/2012	Mugge	D25/113
D673,693	S *	1/2013	Mugge	D25/113
D673,695	S *	1/2013	Mugge	D25/113
D679,833	S *	4/2013	Burnquist	D25/113
D687,168	S *	7/2013	Mugge	D25/113
D687,169	S *	7/2013	Mugge	D25/113
D690,835	S *	10/2013	Mugge	D25/113
D706,958	S *	6/2014	Mugge	D25/113
D711,015	S *	8/2014	Johnson	D25/113
D729,412	S *	5/2015	Mugge	D25/113
D751,731	S *	3/2016	Mugge	D25/113
D764,685	S *	8/2016	Mugge	D25/113
D783,861	S *	4/2017	Mugge	D25/113
D789,554	S *	6/2017	Mugge	D25/113
D811,621	S *	2/2018	Mugge	D25/113
D815,307	S *	4/2018	Mugge	D25/113
D817,517	S *	5/2018	Mugge	D25/113
D855,217	S *	7/2019	Mugge	D25/113
2005/0086892	A1 *	4/2005	Dean, Jr.	B28B 7/183 52/604

OTHER PUBLICATIONS

Ashlar Tandem Belgard last updated Dec. 2017 (Year: 2017).*

* cited by examiner

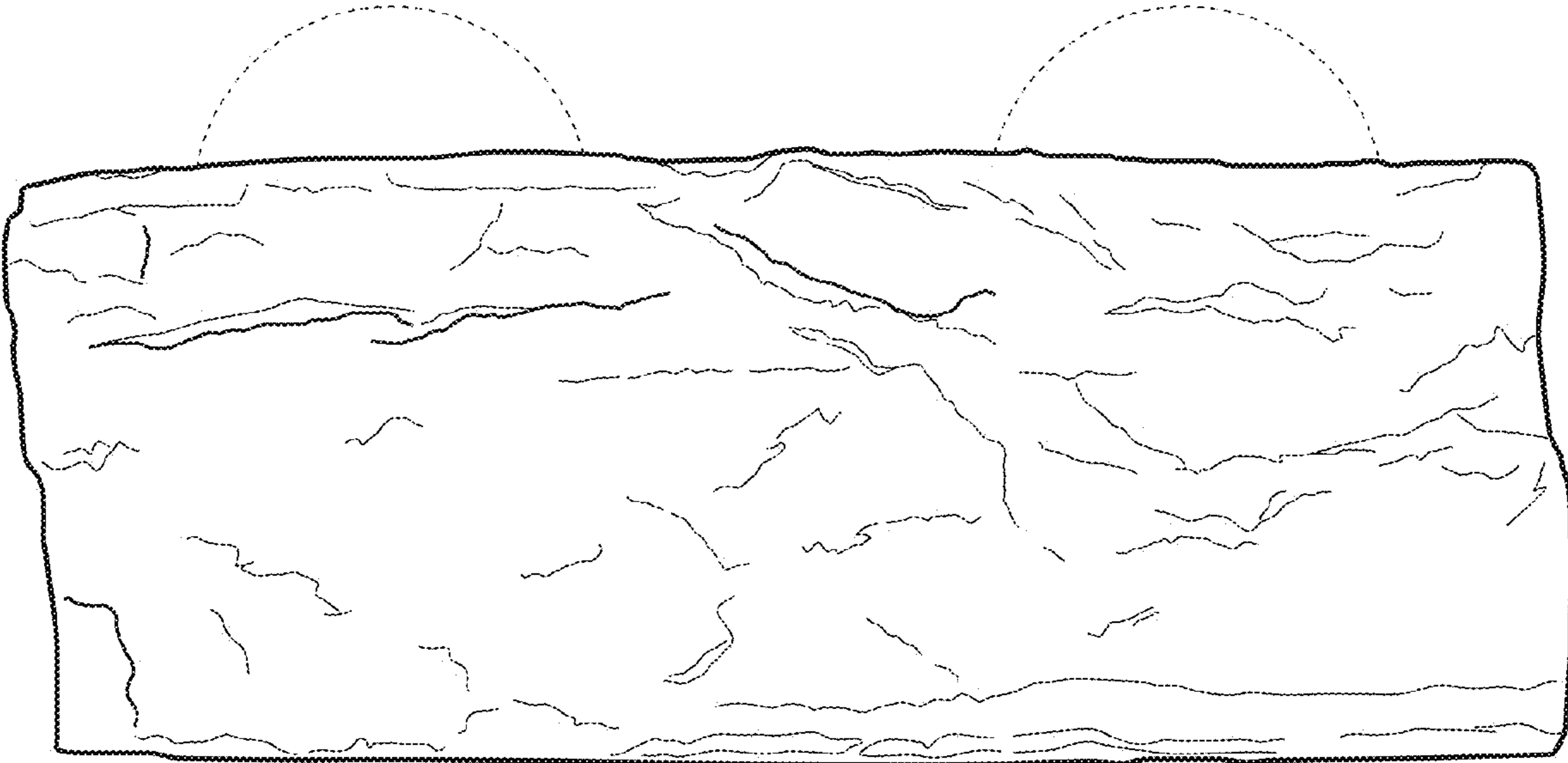


FIG. 1

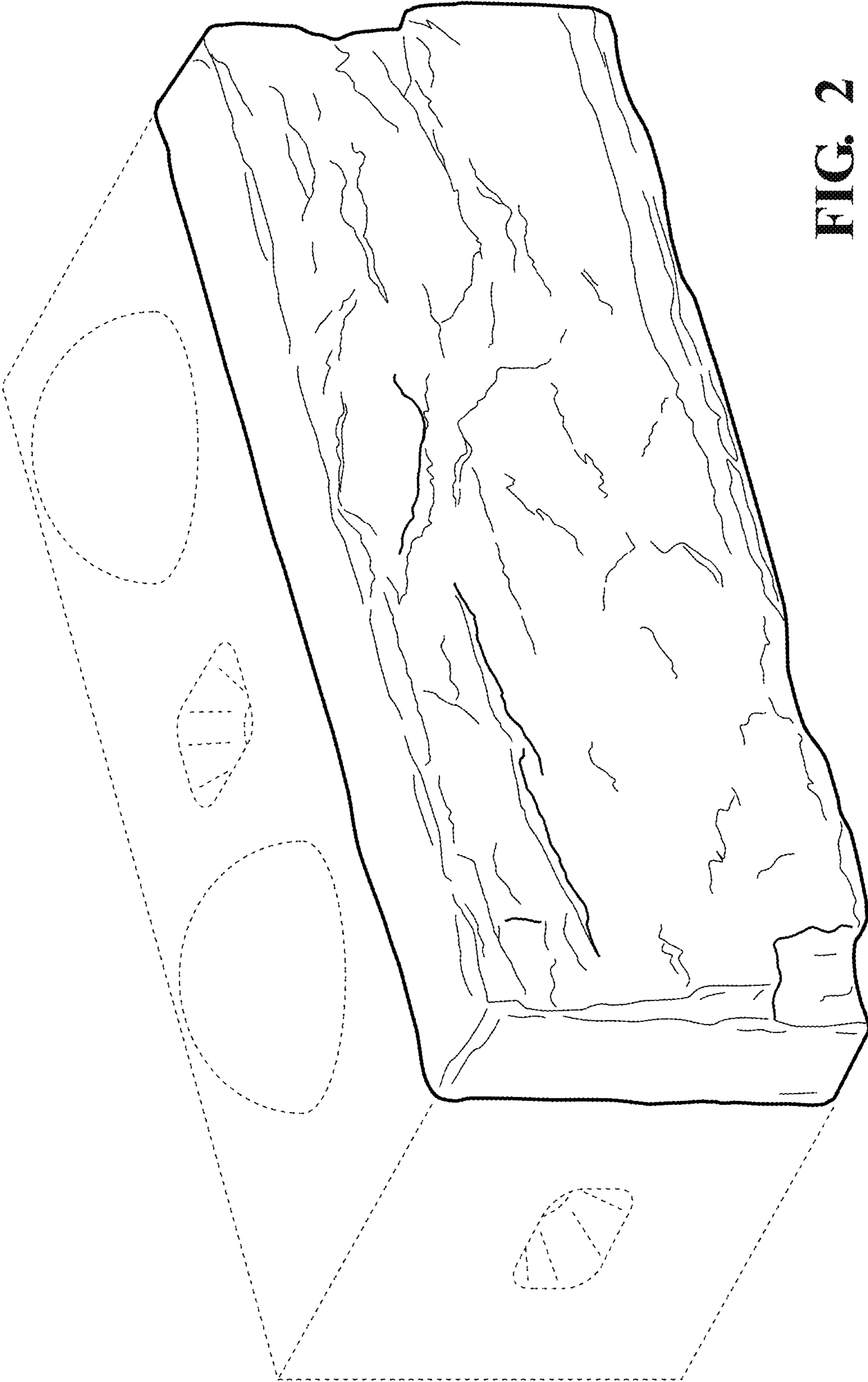


FIG. 2

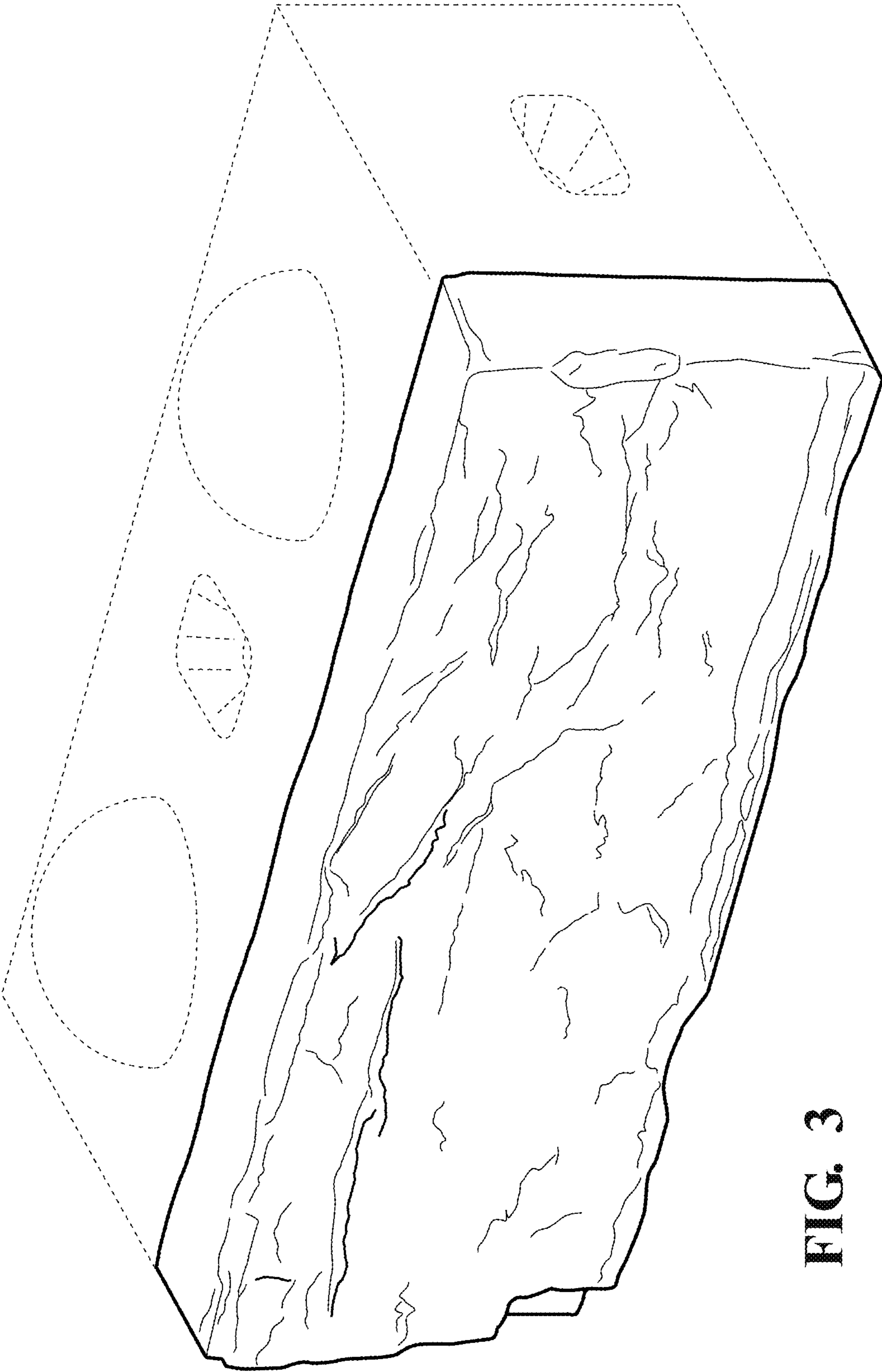


FIG. 3