



US00D875265S

(12) **United States Design Patent** (10) **Patent No.:** **US D875,265 S**
Li (45) **Date of Patent:** **** Feb. 11, 2020**

(54) **PORTABLE THERAPY LAMP**
(71) Applicant: **Yingfa Li**, Guangdong (CN)
(72) Inventor: **Yingfa Li**, Guangdong (CN)
(**) Term: **15 Years**

(21) Appl. No.: **29/700,037**
(22) Filed: **Jul. 31, 2019**
(51) **LOC (12) Cl.** **28-03**
(52) **U.S. Cl.**
USPC **D24/210**
(58) **Field of Classification Search**
USPC D24/107, 186, 158, 231, 200, 209, 210;
D26/93, 104, 106, 120; D28/9; D14/341
CPC A61N 5/0616; A61N 5/0618; A61N
2005/0644; A61N 2005/0636; A61N
2005/0626; A61N 2005/0627; A61N
2005/0652; A61N 2005/0654; A61N
2005/0642; A61B 2018/00452; A61B
2018/1807

See application file for complete search history.

(56) **References Cited**

U.S. PATENT DOCUMENTS

| | | | | |
|--------------|---------|-----------|-------|---------|
| D599,485 S * | 9/2009 | Burrows | | D24/209 |
| D611,160 S * | 3/2010 | Fernie | | D24/209 |
| D645,198 S * | 9/2011 | Waldmann | | D26/107 |
| D648,060 S * | 11/2011 | Yamamoto | | D26/120 |
| D668,700 S * | 10/2012 | Jim | | D16/135 |
| D704,851 S * | 5/2014 | Douglas | | D24/209 |
| D736,942 S * | 8/2015 | Hagenauer | | D24/210 |
| D760,398 S * | 6/2016 | Douglas | | |
| D807,522 S * | 1/2018 | Berke | | D24/210 |
| D830,565 S * | 10/2018 | Xu | | D24/200 |

| | | | | |
|-------------------|---------|-------------|-------|------------------------|
| D836,788 S * | 12/2018 | Peng | | D24/200 |
| 2007/0129777 A1 * | 6/2007 | Bolta | | A61N 5/0618 607/88 |
| 2013/0281947 A1 * | 10/2013 | Quisenberry | | A61N 5/0613 604/319 |

OTHER PUBLICATIONS

Amazon—Fitfirst Portable Daylight Spectrum I First found on Dec. 6, 2018.*

* cited by examiner

Primary Examiner — Anhdao Doan
(74) *Attorney, Agent, or Firm* — ZANIP

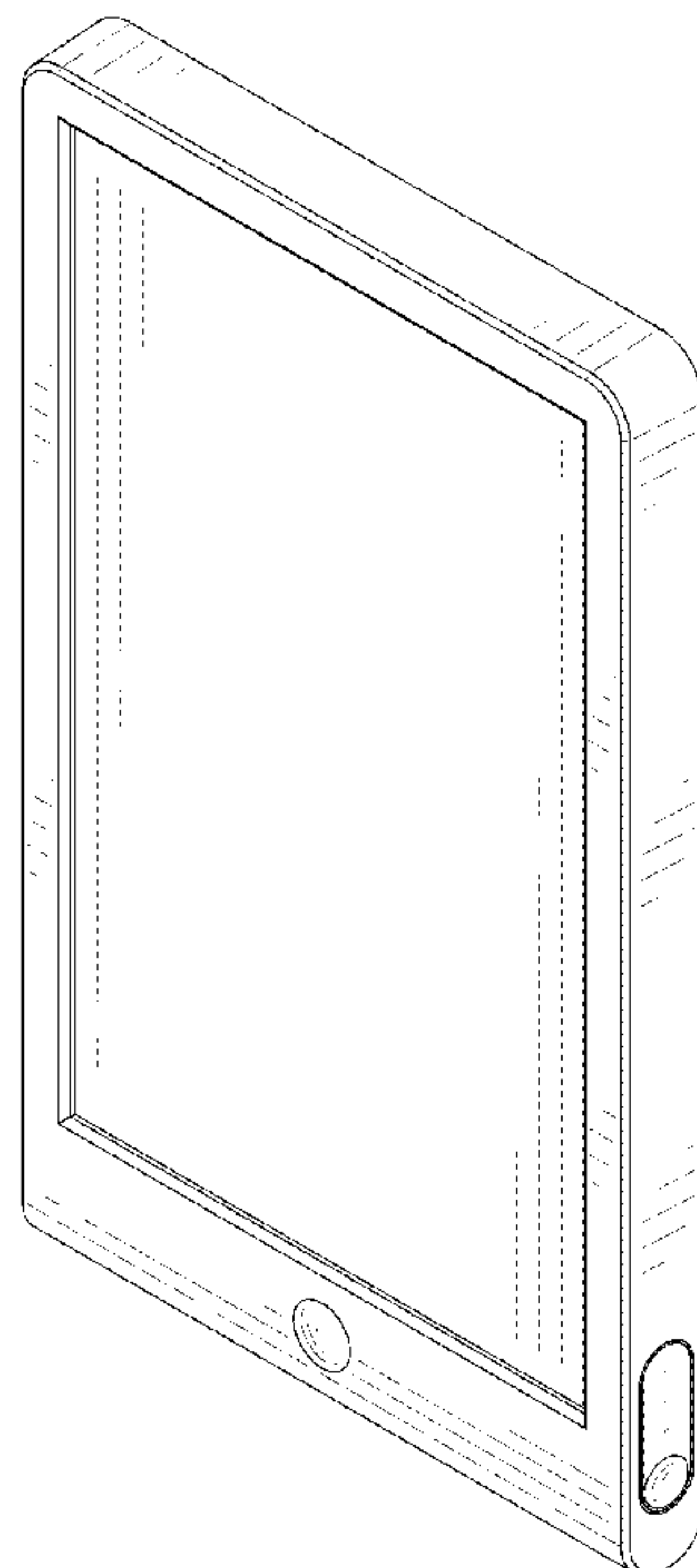
(57) **CLAIM**

The ornamental design for a portable therapy lamp, as shown and described.

DESCRIPTION

FIG. 1 is a front perspective view of a portable therapy lamp showing my new design;
FIG. 2 is a back perspective view thereof;
FIG. 3 is a front view thereof;
FIG. 4 is a back view thereof;
FIG. 5 is a left side view thereof;
FIG. 6 is a right side view thereof;
FIG. 7 is a top view thereof;
FIG. 8 is a bottom view thereof; and,
FIG. 9 is a back perspective view thereof showing an opened back plate.
The broken lines in the figures illustrate portions of the portable therapy lamp that form no part of the claimed design.

1 Claim, 9 Drawing Sheets






FIG. 1




FIG. 2




FIG. 3

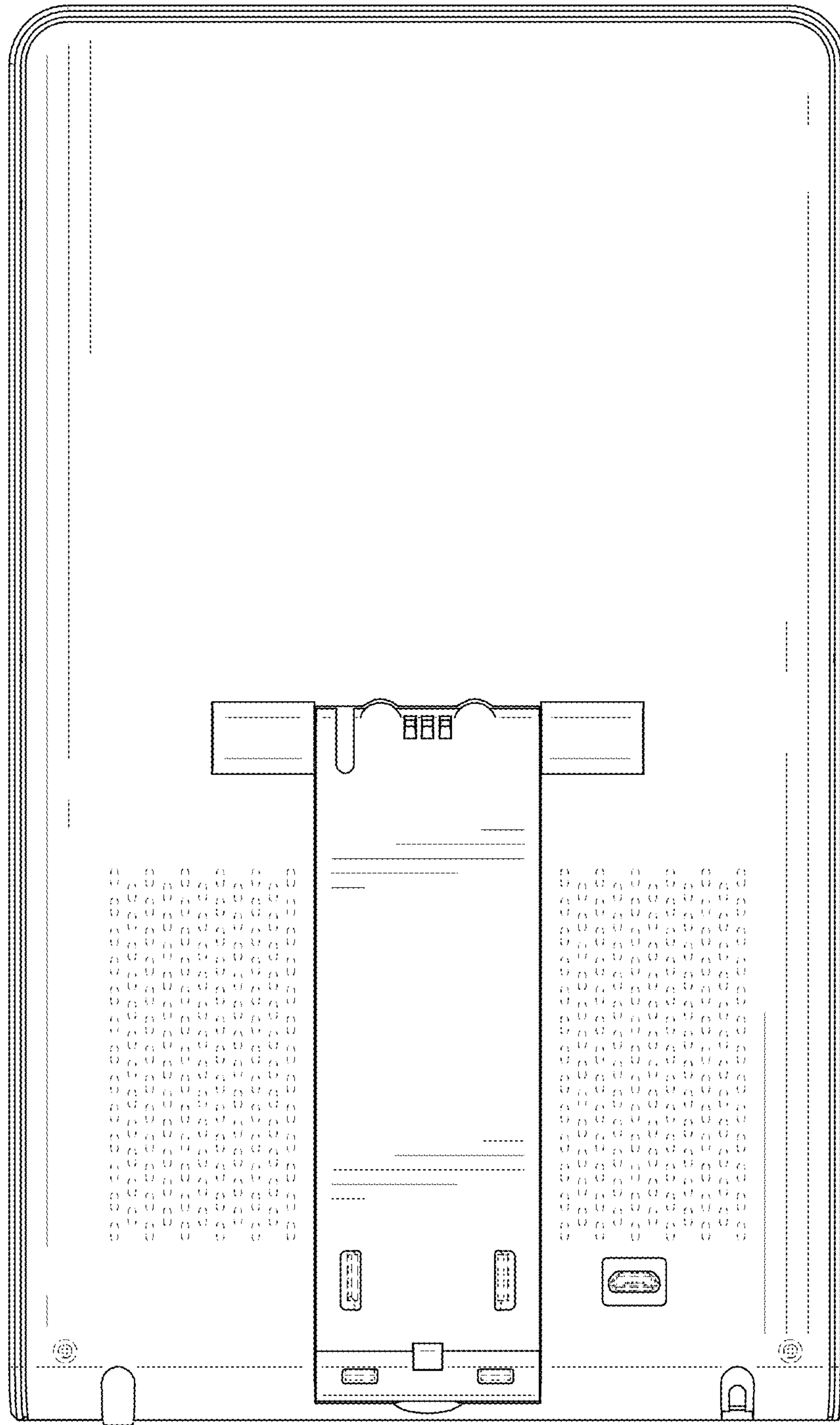


FIG. 4

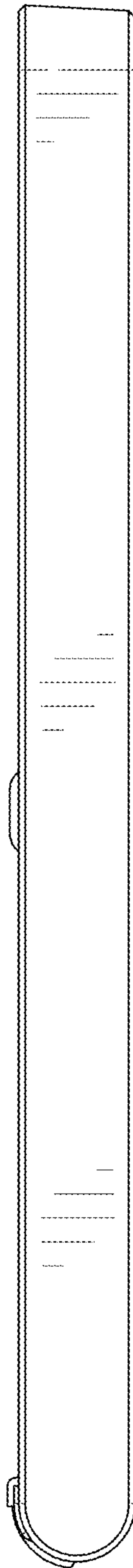


FIG. 5

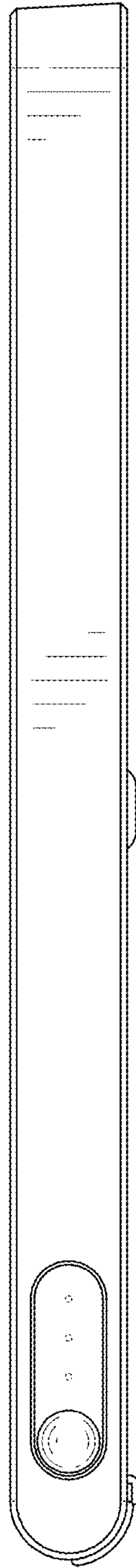


FIG. 6

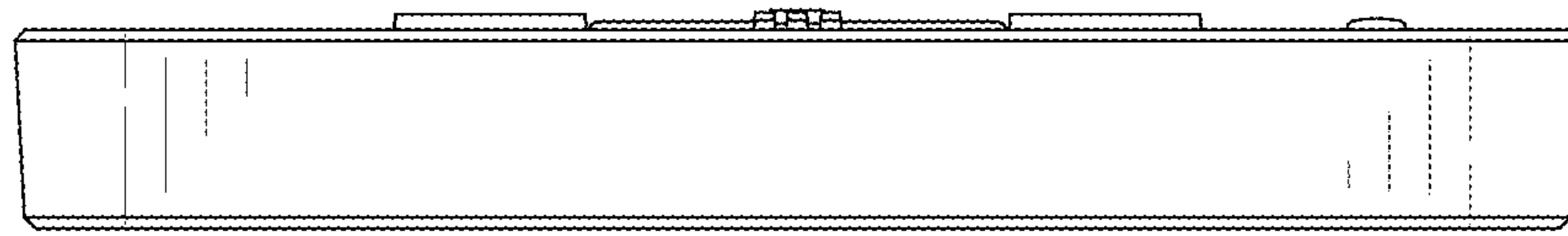


FIG. 7

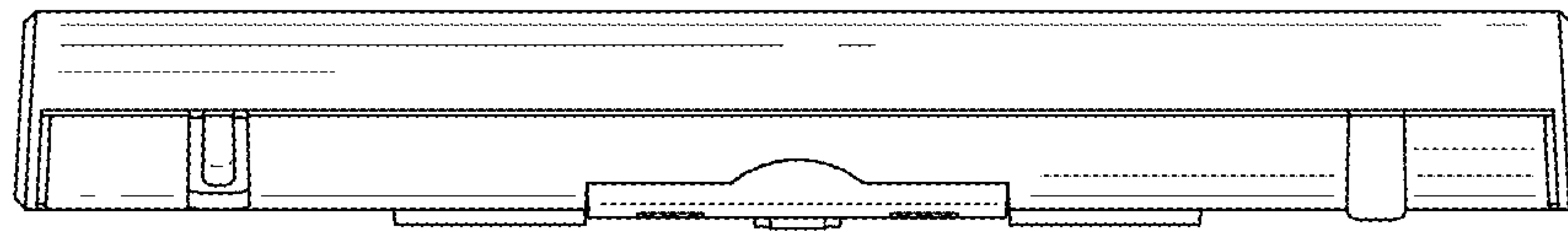


FIG. 8

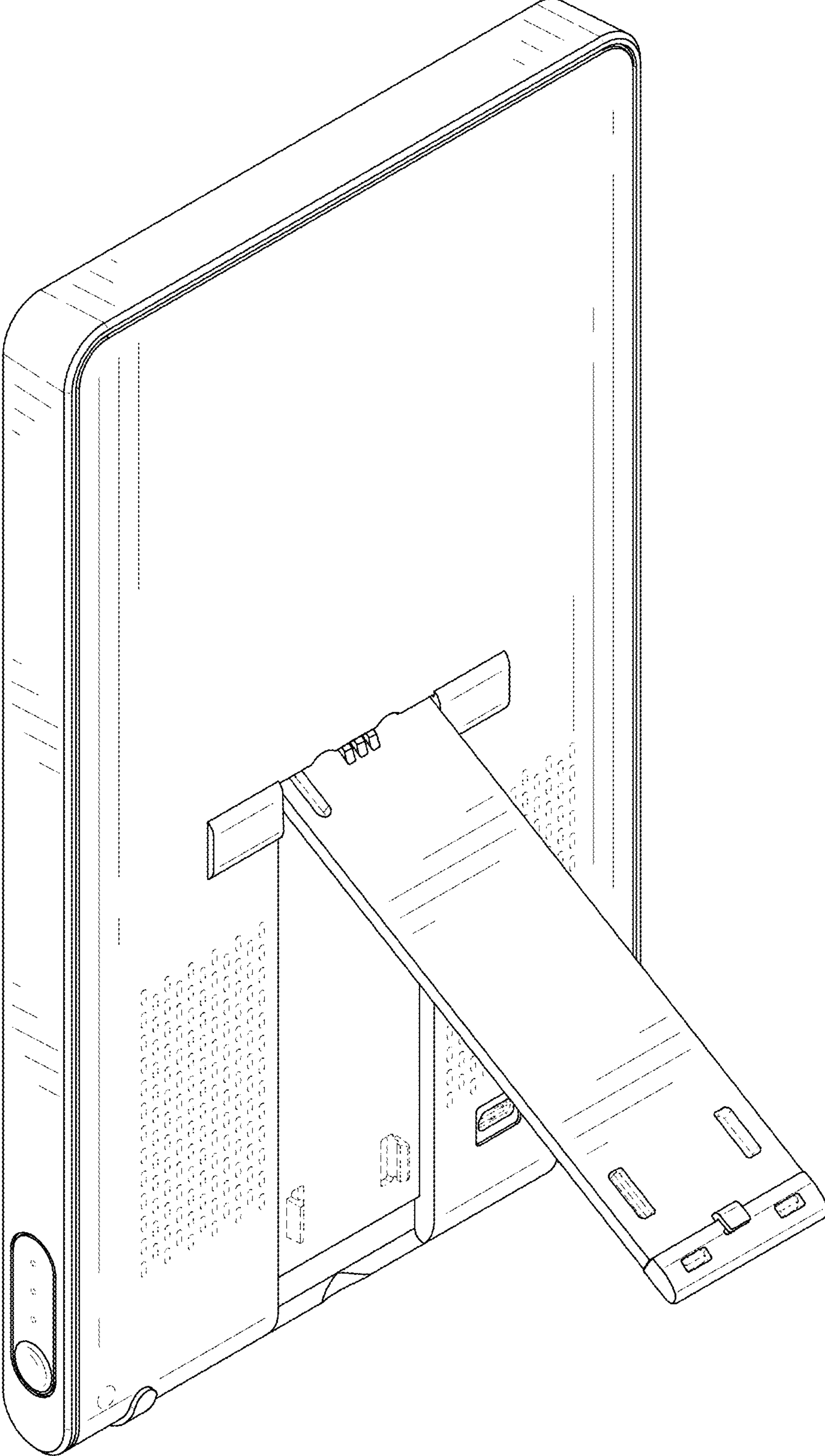


FIG. 9