



US00D875264S

(12) **United States Design Patent**
Katz

(10) **Patent No.:** **US D875,264 S**

(45) **Date of Patent:** **** Feb. 11, 2020**

(54) **ELECTRIC MUSCLE STIMULATOR**

(71) Applicant: **DK ELECTRONICS, LLC**, Orange, CT (US)

(72) Inventor: **Amiram Katz**, Orange, CT (US)

(73) Assignee: **D.K. Electronics, LLC**, Orange, CT (US)

(**) Term: **15 Years**

(21) Appl. No.: **29/662,649**

(22) Filed: **Sep. 7, 2018**

(51) **LOC (12) Cl.** **28-03**

(52) **U.S. Cl.**
USPC **D24/200**

(58) **Field of Classification Search**
USPC D24/200, 214-215, 187; 606/203; 607/48, 58

CPC .. A61N 1/36; A61N 1/36014; A61N 1/36021; A61N 1/36057; A61N 1/3605; A61N 1/36003; A61N 1/37211; A61N 1/37235; A61N 1/3787; A61N 1/322; A61N 1/0404; A61N 1/0452; A61N 1/0456; A61N 1/048

See application file for complete search history.

(56) **References Cited**

U.S. PATENT DOCUMENTS

5,643,331 A 7/1997 Katz 607/48
6,002,965 A 12/1999 Katz et al. 607/48
6,282,448 B1 8/2001 Katz et al.

8,086,318 B2 * 12/2011 Strother A61N 1/0456
607/2
D810,311 S * 2/2018 Chen D24/200
D821,595 S * 6/2018 Ito D24/200
10,076,662 B2 * 9/2018 Tuan A61N 1/36021
D834,719 S * 11/2018 Theriot D24/200
2011/0224754 A1 * 9/2011 Wei A61N 1/0404
607/46
2016/0346543 A1 * 12/2016 Chen A61N 1/36021
2017/0209693 A1 * 7/2017 An A61N 1/048
2018/0177998 A1 * 6/2018 Doi A61N 1/0452

* cited by examiner

Primary Examiner — Wan Laymon

(74) *Attorney, Agent, or Firm* — Fattibene and Fattibene LLC; Paul A. Fattibene

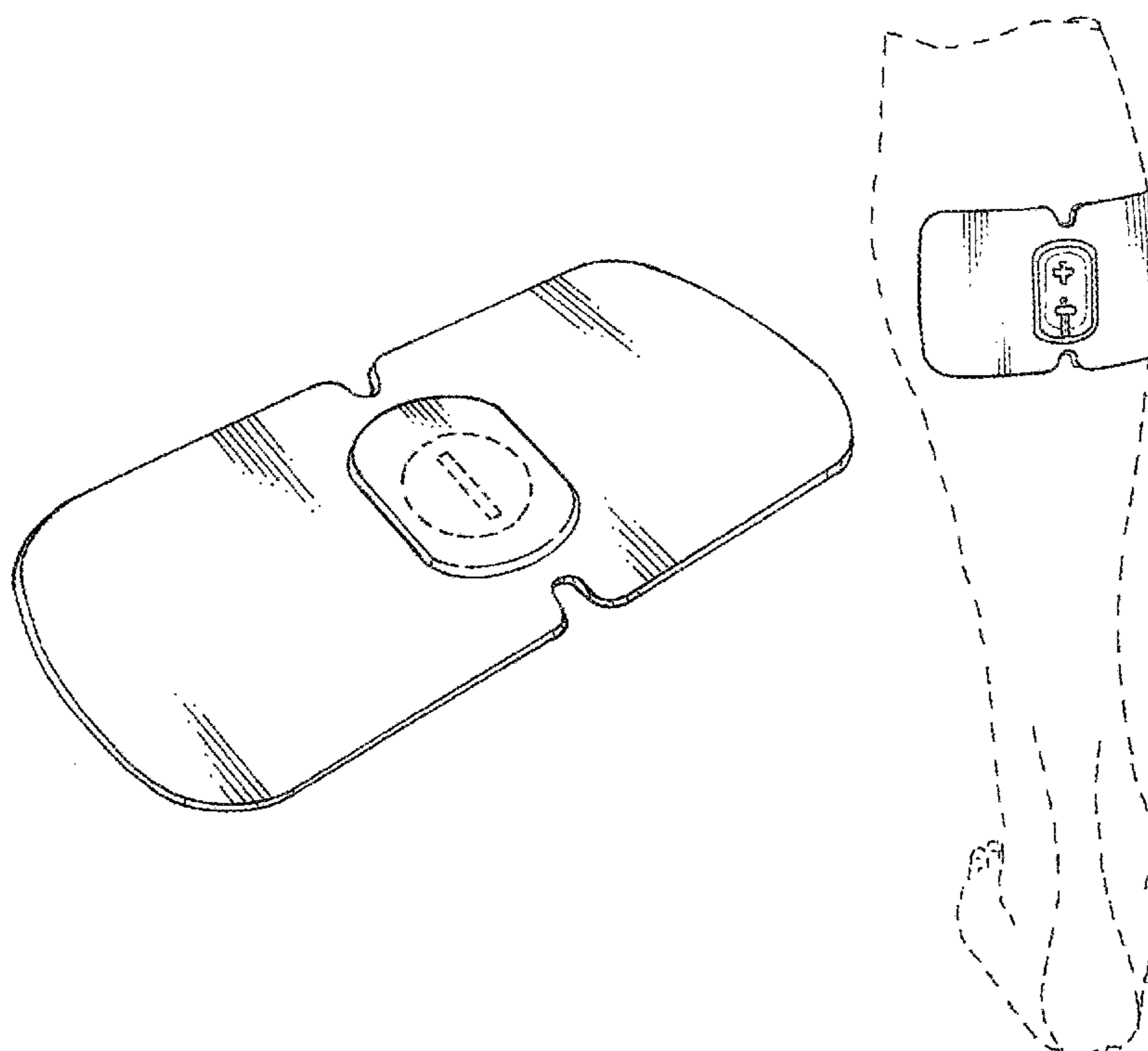
(57) **CLAIM**

The ornamental design for an electric muscle stimulator, as shown and described.

DESCRIPTION

FIG. 1 is a top plan view of an electric muscle stimulator showing the new design;
FIG. 2 is a bottom plan view thereof;
FIG. 3 is a top perspective view thereof;
FIG. 4 is a bottom perspective view thereof;
FIG. 5 is a rear side elevational view thereof;
FIG. 6 is a front side elevational view thereof;
FIG. 7 is a right side elevational view thereof, with the left side being a mirror image; and,
FIG. 8 is a perspective environmental view thereof.
In the drawings, the broken lines depict environmental subject matter only and form no part of the claimed design.

1 Claim, 4 Drawing Sheets



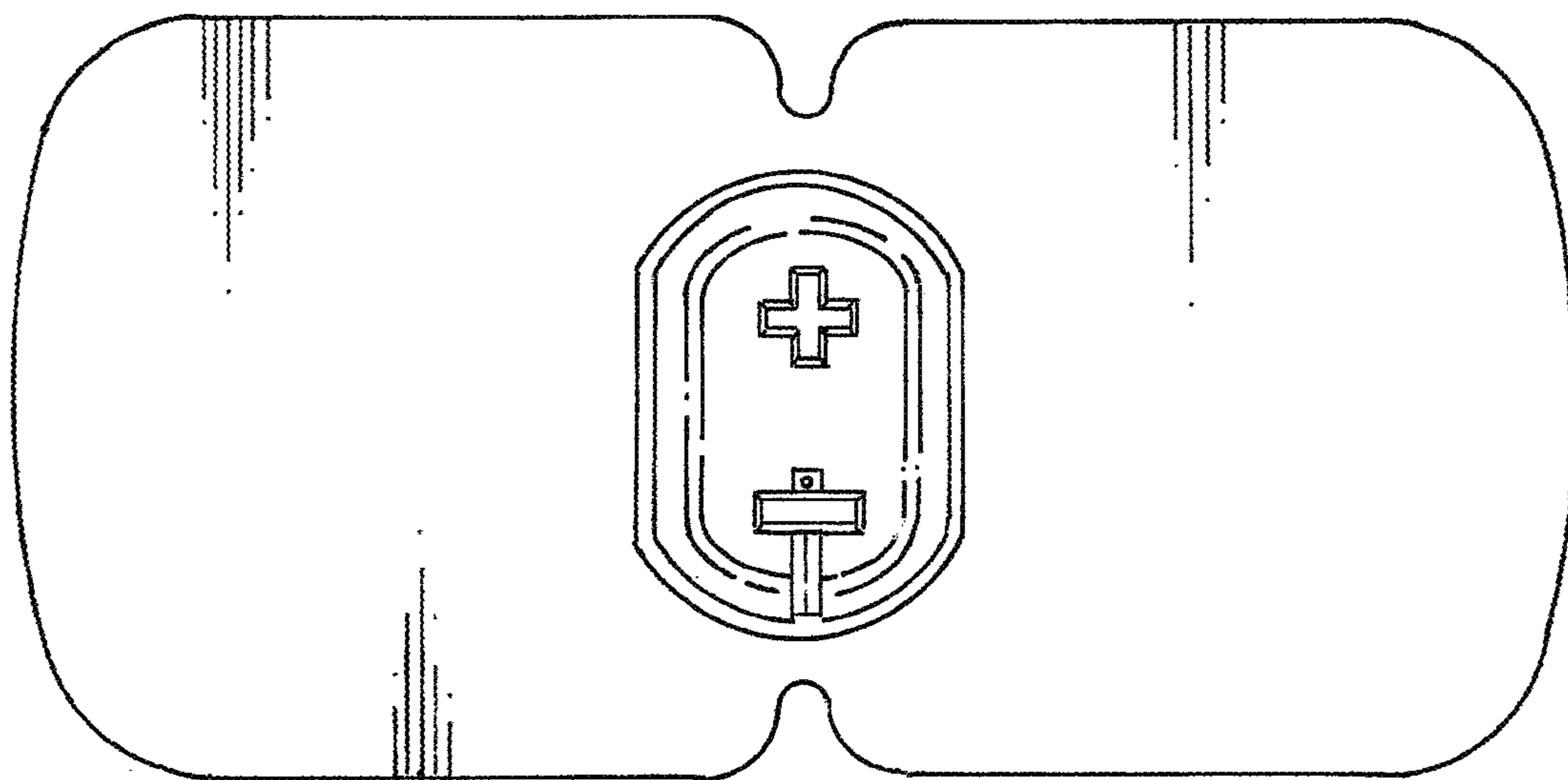


FIG. 1

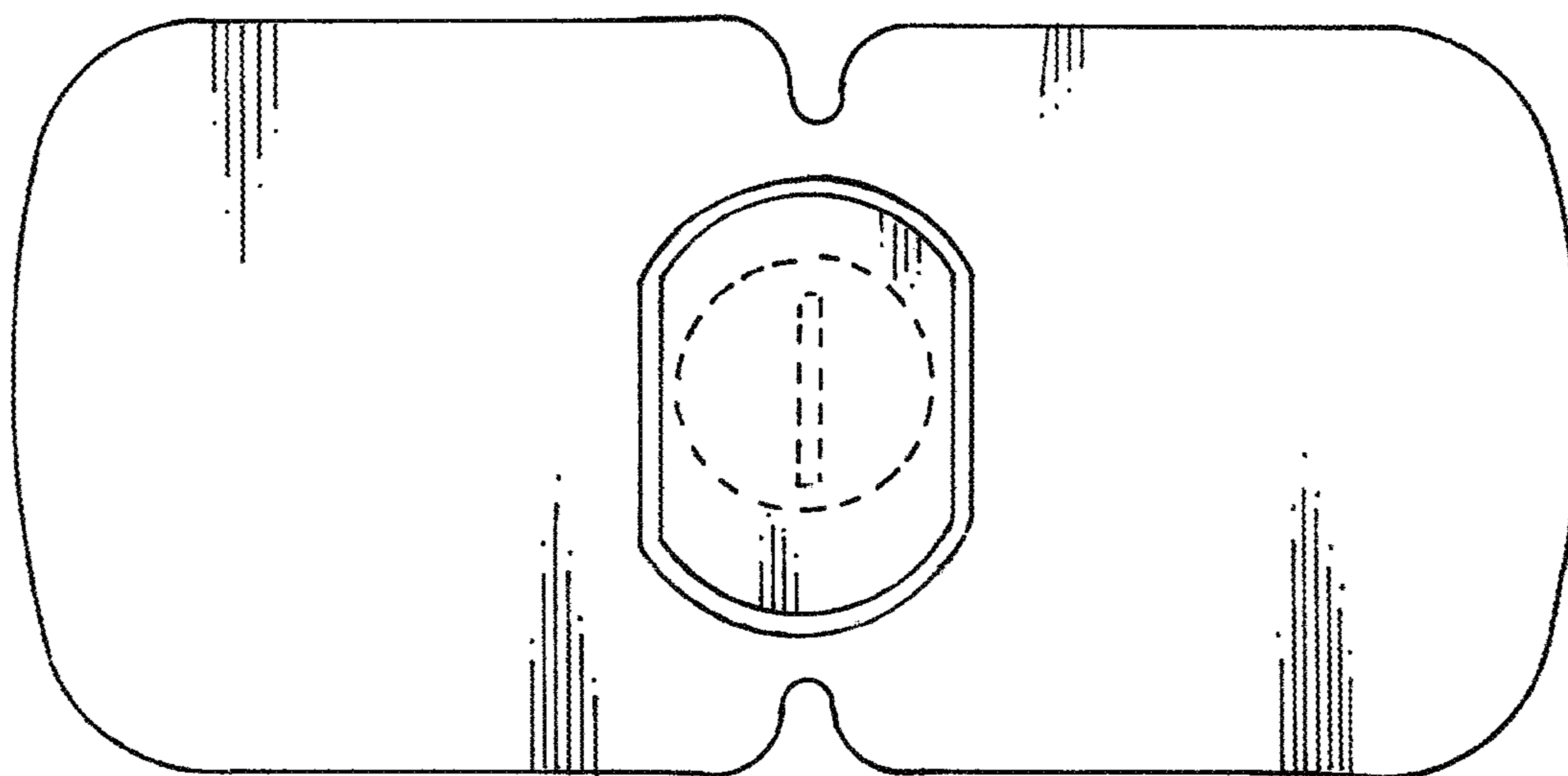


FIG. 2

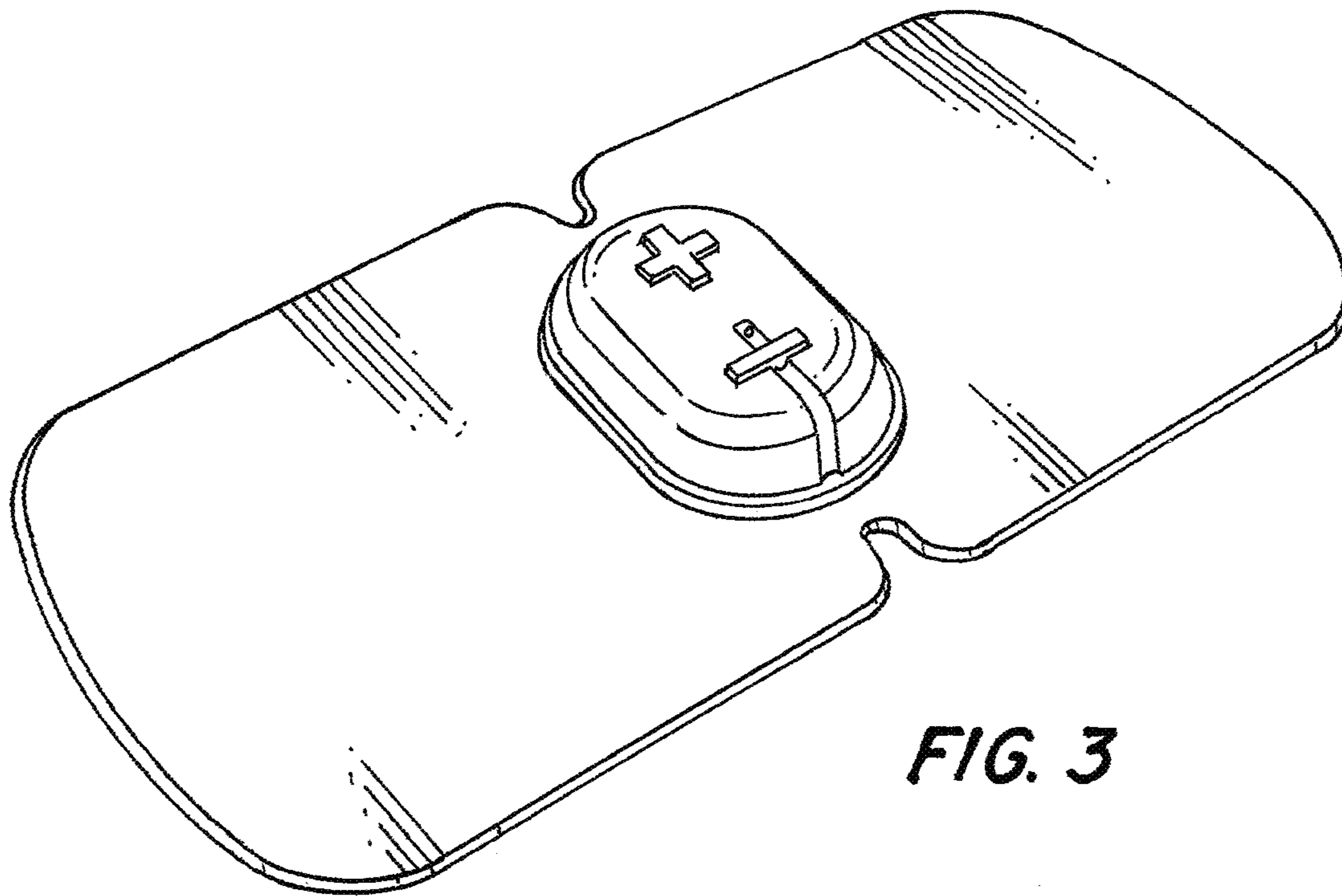


FIG. 3

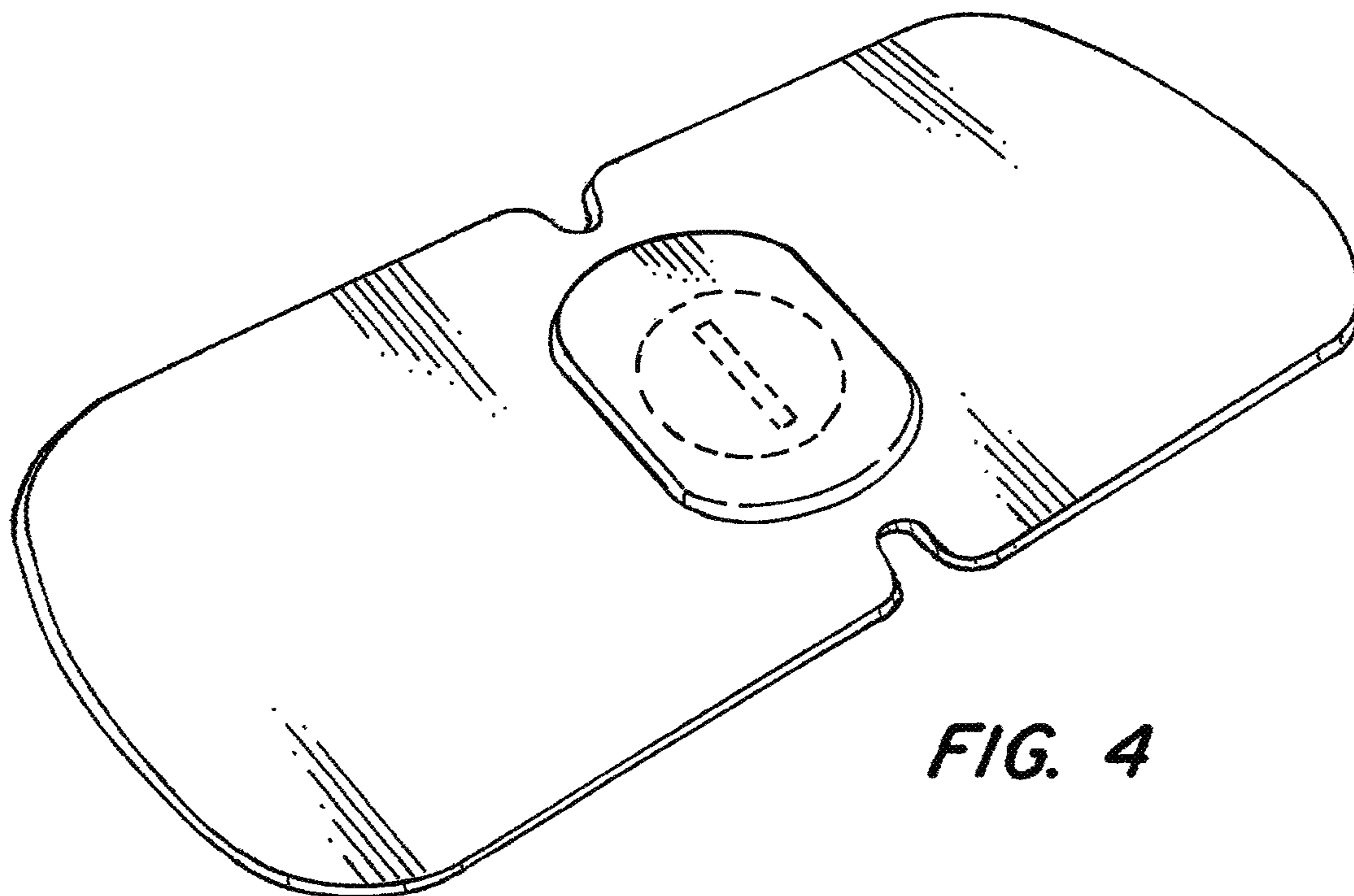


FIG. 4




FIG. 5




FIG. 6




FIG. 7

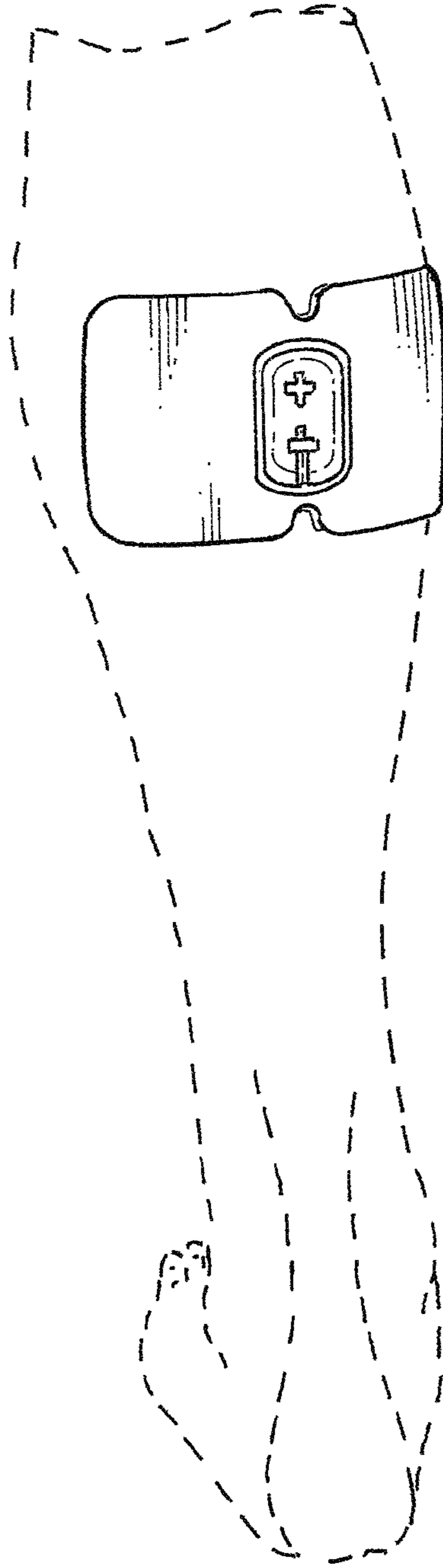


FIG. 8