



US00D875236S

(12) **United States Design Patent** (10) **Patent No.:** **US D875,236 S**  
**Tarpy** (45) **Date of Patent:** **\*\* Feb. 11, 2020**

(54) **ELECTRONIC INHALING DEVICE**  
(71) Applicant: **Virgilant Health Limited**, Sheung Wan (HK)  
(72) Inventor: **Jonathan David Piteo Tarpy**, Hong Kong (CN)  
(73) Assignee: **VIRGILANT TECHNOLOGIES LIMITED**, Sheung Wan (HK)

D768,920 S \* 10/2016 Jones ..... D27/189  
D811,003 S \* 2/2018 Folyan ..... D27/101  
D822,896 S \* 7/2018 Durand ..... D27/101  
D825,102 S \* 8/2018 Bowen ..... D27/167  
10,058,129 B2 \* 8/2018 Monsees ..... A24F 47/008  
2010/0163063 A1 \* 7/2010 Fernando ..... A24F 47/008  
131/184.1  
2013/0305808 A1 \* 11/2013 Yoo ..... G01N 33/4972  
73/23.3  
2015/0245668 A1 \* 9/2015 Memari ..... A24F 15/12  
206/264

(\*\*) Term: **15 Years**

\* cited by examiner

(21) Appl. No.: **29/627,894**

Primary Examiner — Sheryl Lane

(22) Filed: **Nov. 30, 2017**

Assistant Examiner — Aula Soroush

(51) **LOC (12) Cl.** ..... **29-02**

(74) Attorney, Agent, or Firm — Muncy, Geissler, Olds & Lowe, PC

(52) **U.S. Cl.**  
USPC ..... **D24/110**

(57) **CLAIM**

(58) **Field of Classification Search**  
USPC ..... D24/107, 108, 110, 110.1–110.5, 127, D24/164; D29/108; 128/200.14, 200.23; D27/100–101, 162–194  
CPC ..... A61M 15/0085; A61M 15/0005; A61M 15/00; A61M 15/0065; A61M 15/0091; A61M 15/0021; A61M 15/0026; A61M 15/008; A61M 15/007; A61M 11/005; A61M 11/00; A61M 11/02; A61M 11/04; A61M 5/087; A61M 5/0871; A61M 5/091; A61M 5/097; A63B 23/18  
See application file for complete search history.

The ornamental design for a electronic inhaling device, as shown and described.

**DESCRIPTION**

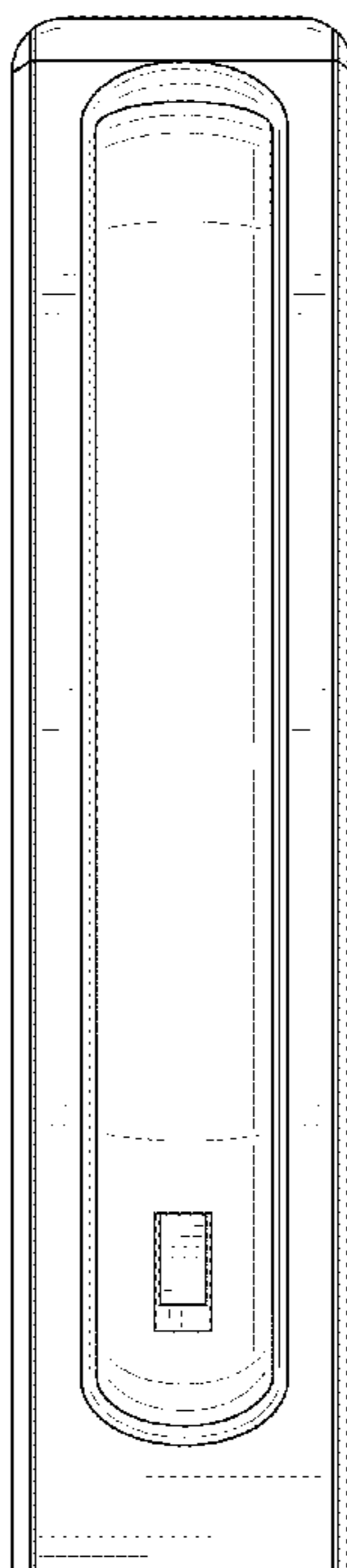
(56) **References Cited**

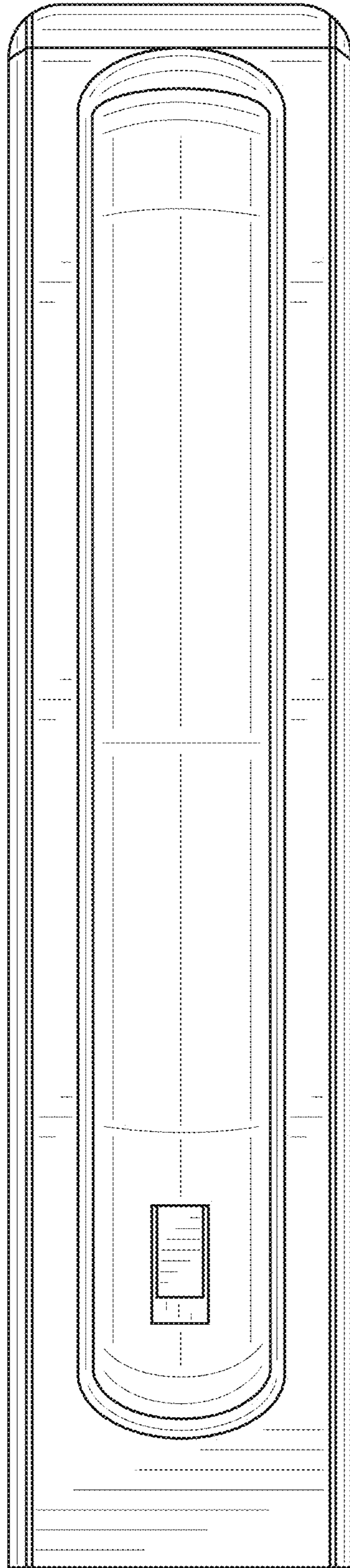
FIG. 1 is a front elevational view of an electronic inhaling device showing our new design;  
FIG. 2 is a rear elevational view thereof;  
FIG. 3 is a right side elevational view thereof;  
FIG. 4 is a left side elevational view thereof;  
FIG. 5 is a top plan view thereof;  
FIG. 6 is a bottom plan view thereof;  
FIG. 7 is a front, right perspective view thereof; and,  
FIG. 8 is a rear, left perspective view thereof.  
The broken lines in the drawings illustrate portions of the electronic inhaling device that form no part of the claimed design.

U.S. PATENT DOCUMENTS

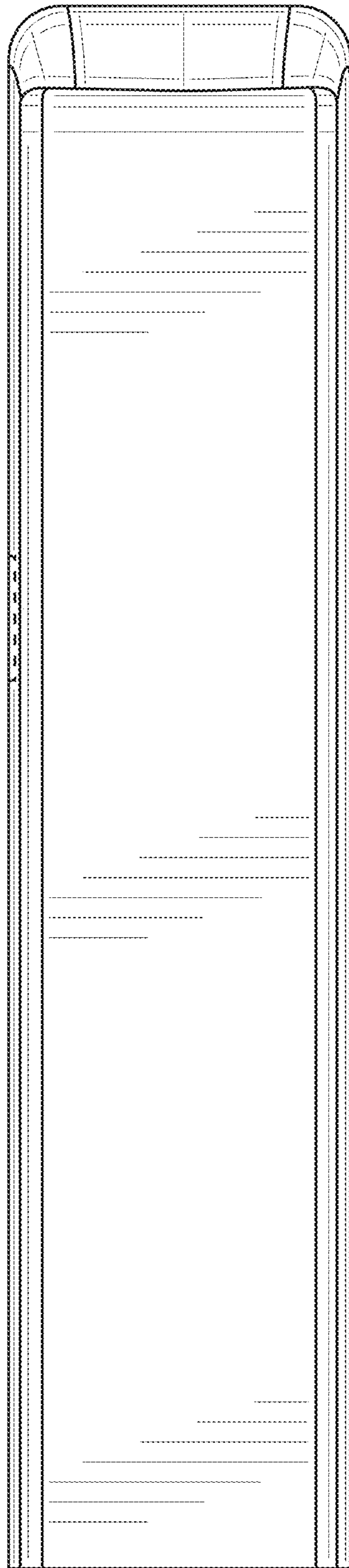
D664,636 S \* 7/2012 Robinson ..... D23/360  
D742,492 S \* 11/2015 Robinson ..... D23/360

**1 Claim, 8 Drawing Sheets**







**FIG. 1**



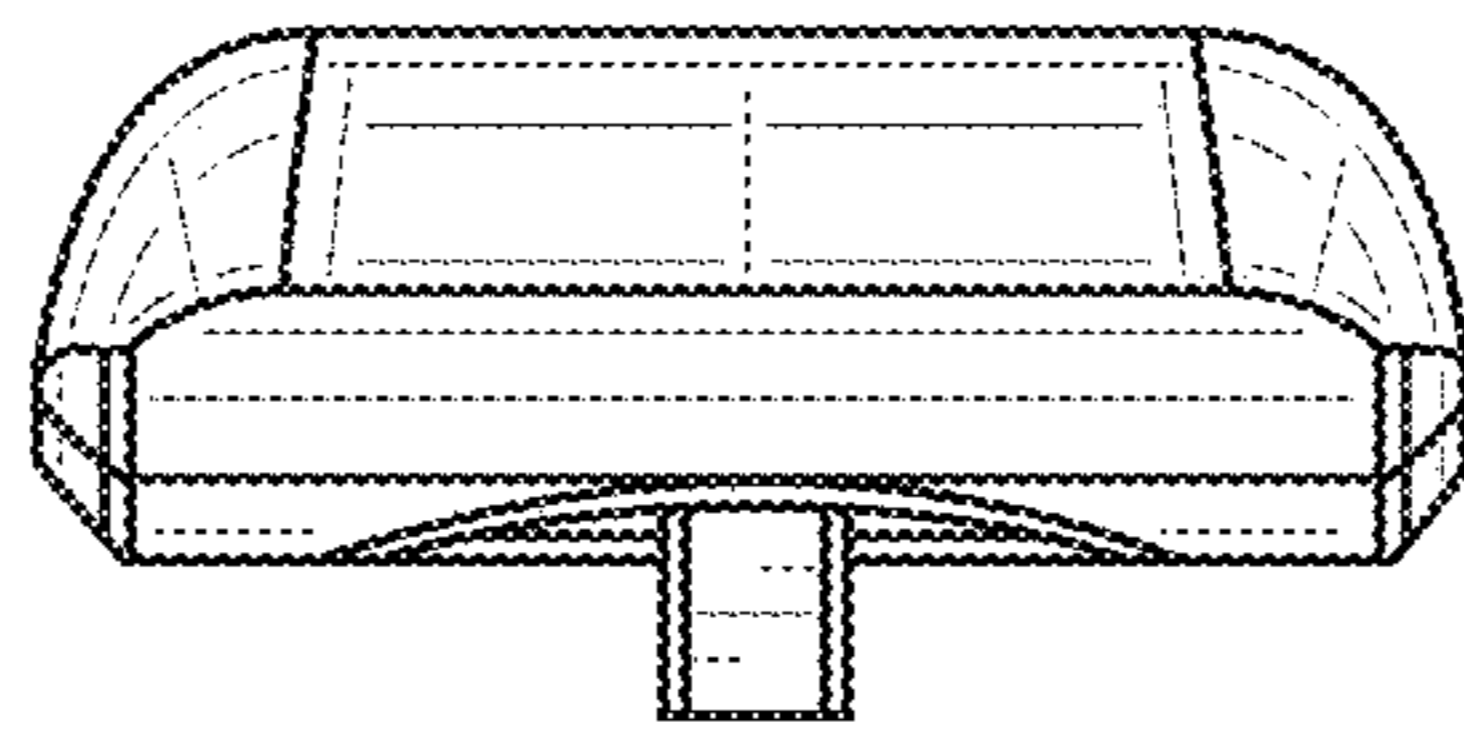
**FIG. 2**



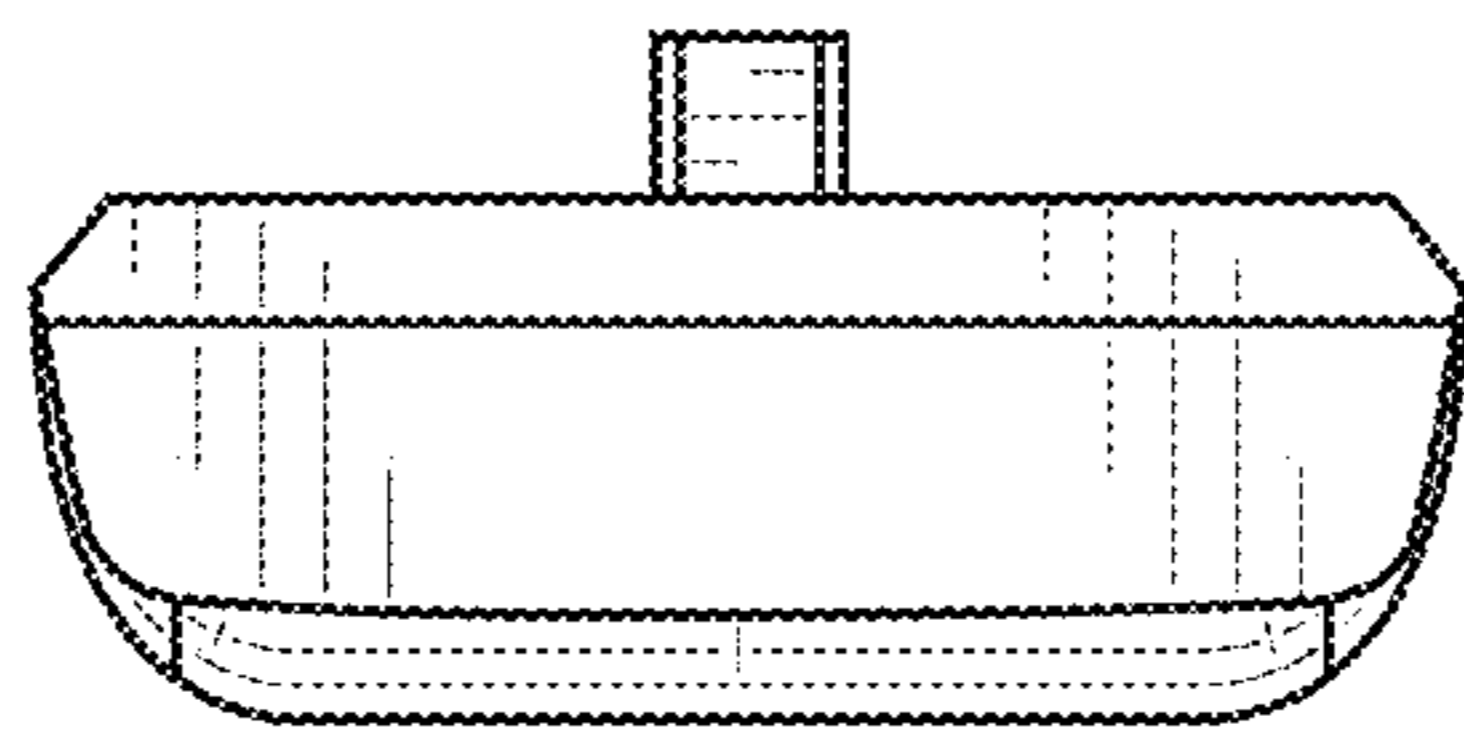
**FIG. 3**



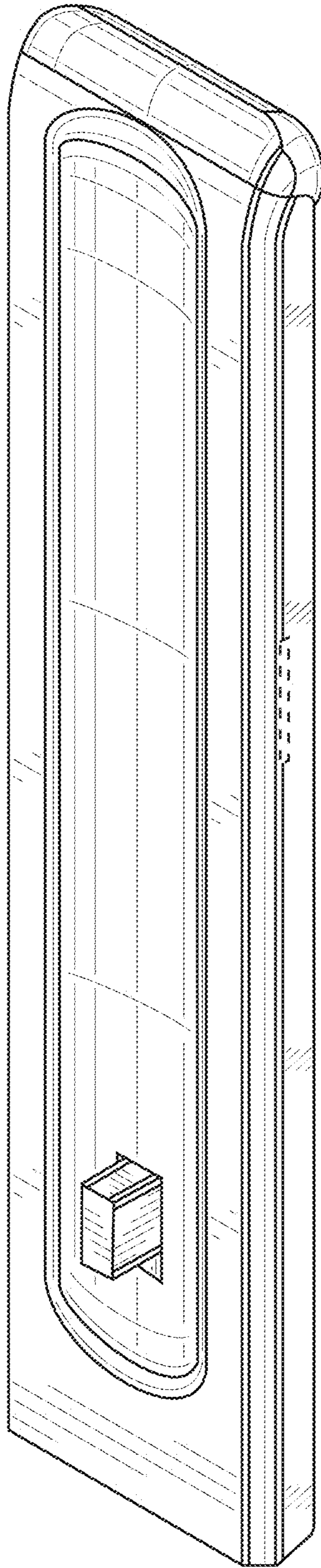
**FIG. 4**



**FIG. 5**

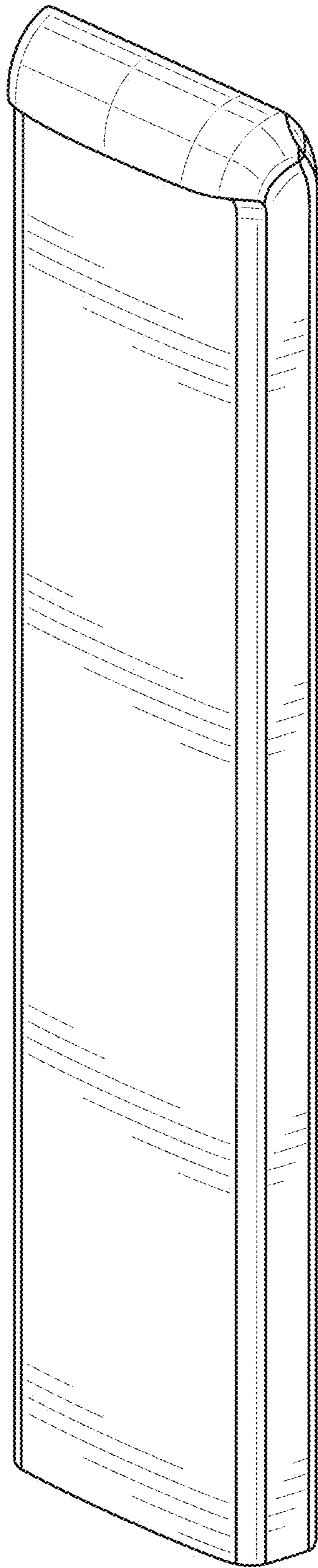


**FIG. 6**



**FIG. 7**





**FIG. 8**