



US00D875233S

(12) **United States Design Patent** (10) **Patent No.:** **US D875,233 S**  
**Sykes** (45) **Date of Patent:** **\*\* Feb. 11, 2020**

(54) **FOUNDATION EXHAUST FAN**  
(71) Applicant: **William G. Sykes**, Virginia Beach, VA (US)  
(72) Inventor: **William G. Sykes**, Virginia Beach, VA (US)  
(\*\*) Term: **15 Years**  
(21) Appl. No.: **29/637,302**

D475,131 S \* 5/2003 Pilger ..... D23/393  
D518,566 S \* 4/2006 Bratton ..... D23/388  
D581,487 S \* 11/2008 Wildfang ..... D23/249  
D583,042 S \* 12/2008 Jackson ..... D23/392  
D593,193 S \* 5/2009 Jackson ..... D23/371  
D607,098 S \* 12/2009 Sykes ..... D23/393  
D654,162 S \* 2/2012 Sykes ..... D23/393  
D717,986 S \* 11/2014 McClure ..... D26/59  
D736,366 S \* 8/2015 Picco ..... D23/386  
D761,411 S \* 7/2016 Schanzenbach ..... D23/371  
D812,211 S \* 3/2018 Daniels ..... D23/371

(22) Filed: **Feb. 15, 2018**  
(51) **LOC (12) Cl.** ..... **23-04**  
(52) **U.S. Cl.**  
USPC ..... **D23/371; D23/381**  
(58) **Field of Classification Search**  
USPC ..... D23/351, 352, 354, 370, 371, 373-375,  
D23/379, 381, 385-393, 411-414  
CPC ..... F24F 13/078; F24F 7/007; F24F 7/065;  
F24F 2221/14; F24F 2013/205; F21V  
33/0096; F21V 33/0088; F04D 29/626;  
F04D 29/4226  
See application file for complete search history.

**OTHER PUBLICATIONS**

Power Blades Power Fan—Crawl Space Vent Fan, date first available Jun. 24, 2017, amazon.com, site visited Apr. 28, 2019, Copyright © 1996-2019, Available from Internet, <https://www.amazon.com/Power-Blades-Fan-Crawl-Space/dp/B01MSW5QQA/ref=sr\_1\_4?ie=UTF8&qid=1549132630&sr=8-4&keywords=power+foundation+vent>.\*

\* cited by examiner

*Primary Examiner* — Cathron C Brooks  
*Assistant Examiner* — Sharon S Oum  
(74) *Attorney, Agent, or Firm* — William G. Sykes

(56) **References Cited**

**U.S. PATENT DOCUMENTS**

D49,102 S \* 5/1916 Triggs ..... D23/388  
1,875,684 A \* 9/1932 Waterbury ..... F24F 13/08  
454/329  
3,985,158 A \* 10/1976 Felter ..... F16L 9/12  
138/149  
4,009,894 A \* 3/1977 Marquette ..... F16L 41/08  
285/183  
D269,293 S \* 6/1983 Peirce ..... D23/381  
D269,700 S \* 7/1983 Peirce ..... D23/381  
4,699,045 A \* 10/1987 Hensley ..... F24F 13/32  
236/49.5  
D298,853 S \* 12/1988 Waltz ..... D23/387  
D315,790 S \* 3/1991 Koessler ..... D23/388  
D358,205 S \* 5/1995 Ruhland ..... D23/393  
6,494,780 B1 \* 12/2002 Norbury, Jr. .... F24F 13/06  
454/155

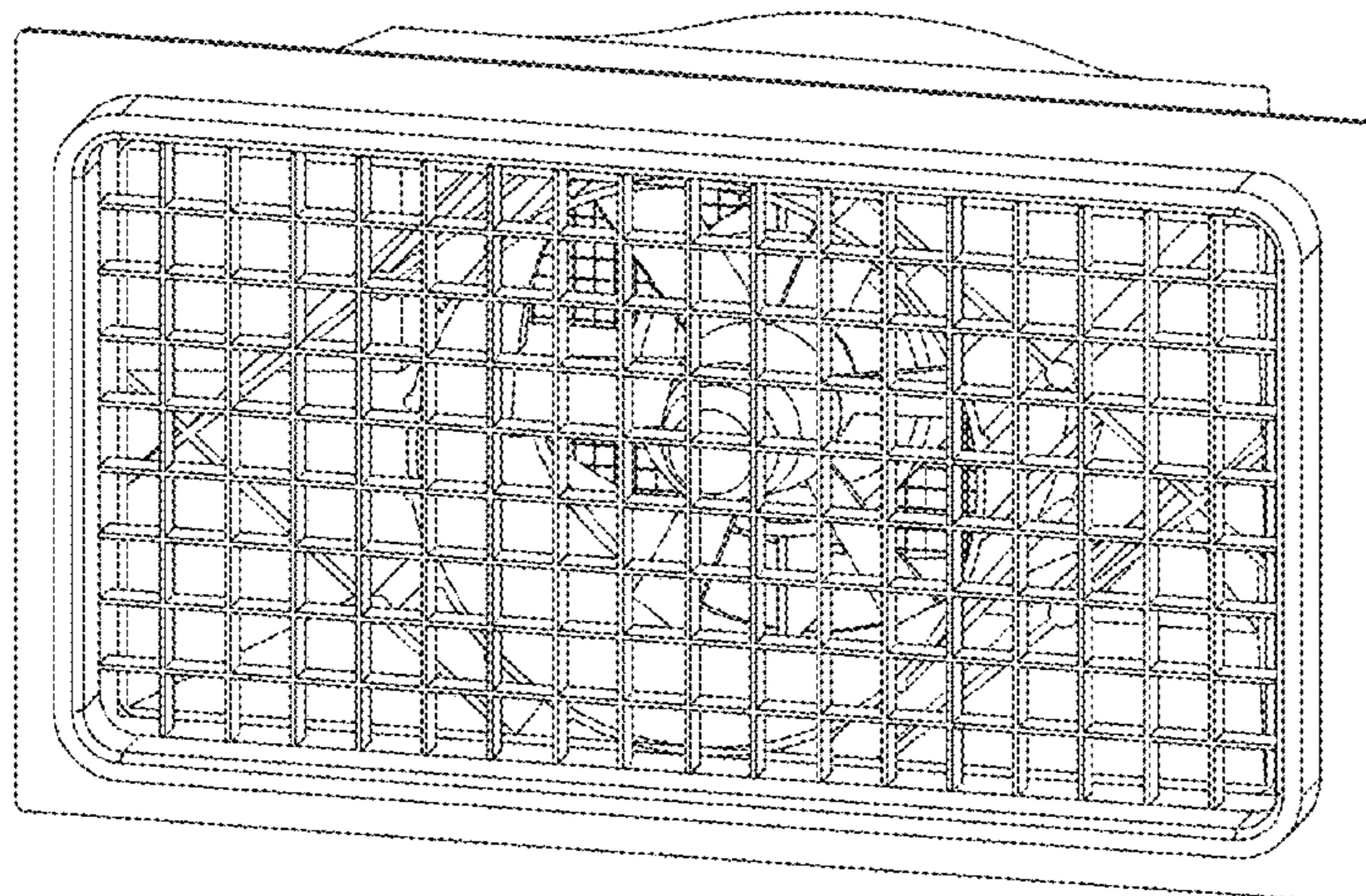
(57) **CLAIM**

The ornamental design for a foundation exhaust fan, as shown.

**DESCRIPTION**

FIG. 1 is a front right isometric view of a foundation exhaust fan showing my new design;  
FIG. 2 is a front view thereof;  
FIG. 3 is a top view thereof;  
FIG. 4 is a bottom view thereof;  
FIG. 5 is a right-side view thereof;  
FIG. 6 is a left-side view thereof; and,  
FIG. 7 is a back view thereof.

**1 Claim, 7 Drawing Sheets**






Fig. 1

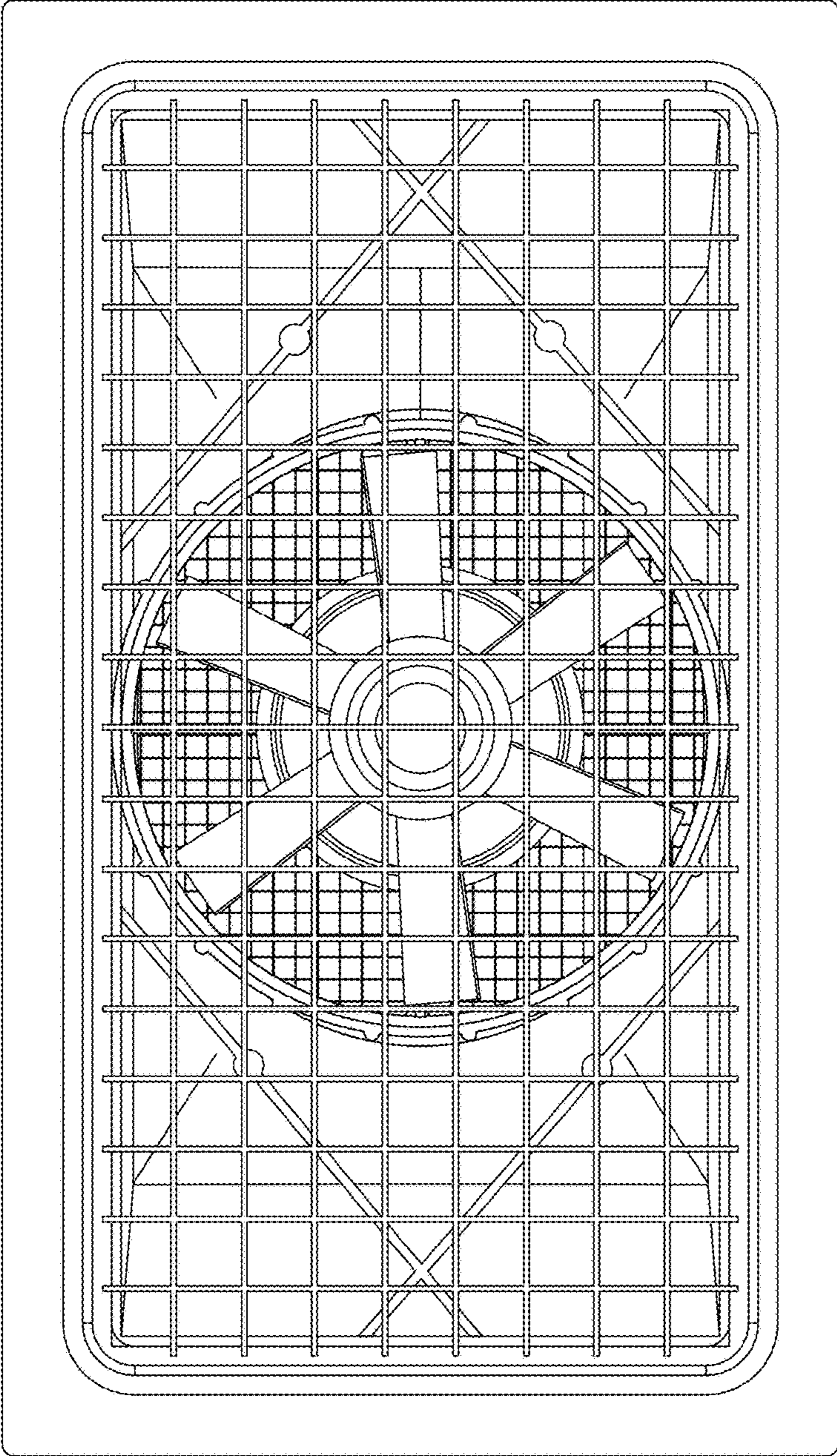


Fig. 2




Fig. 3

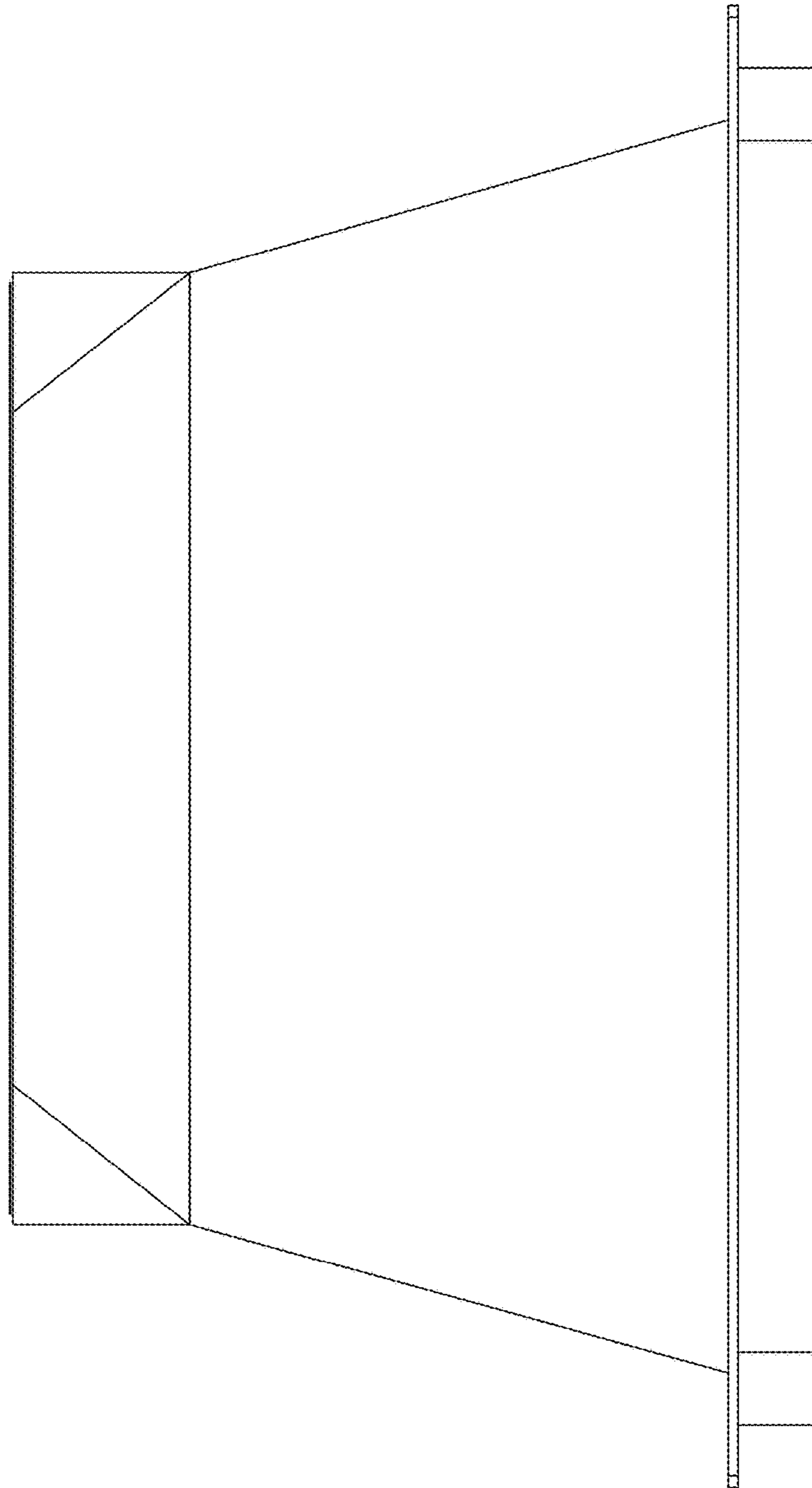


Fig. 4

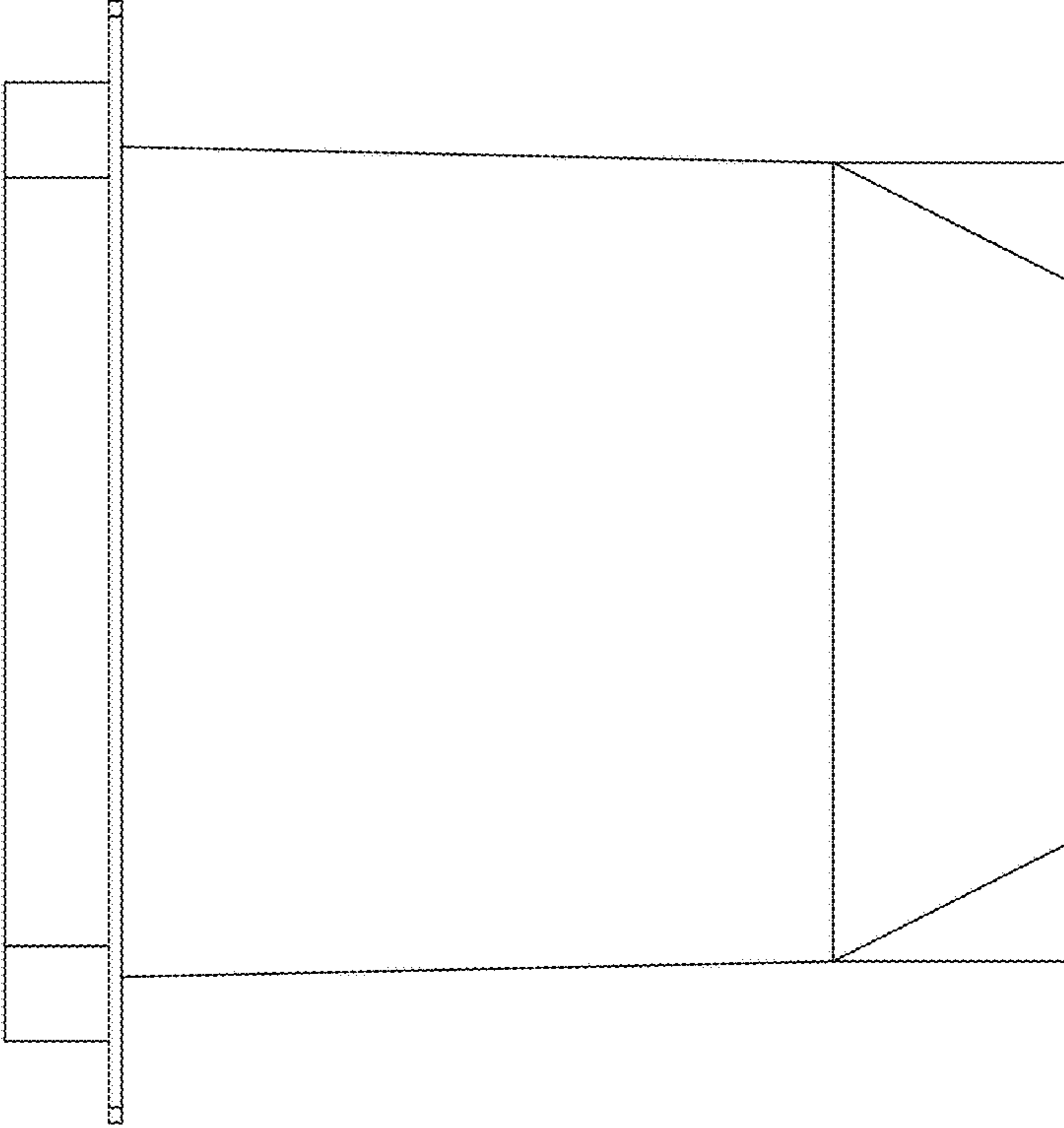


Fig. 5

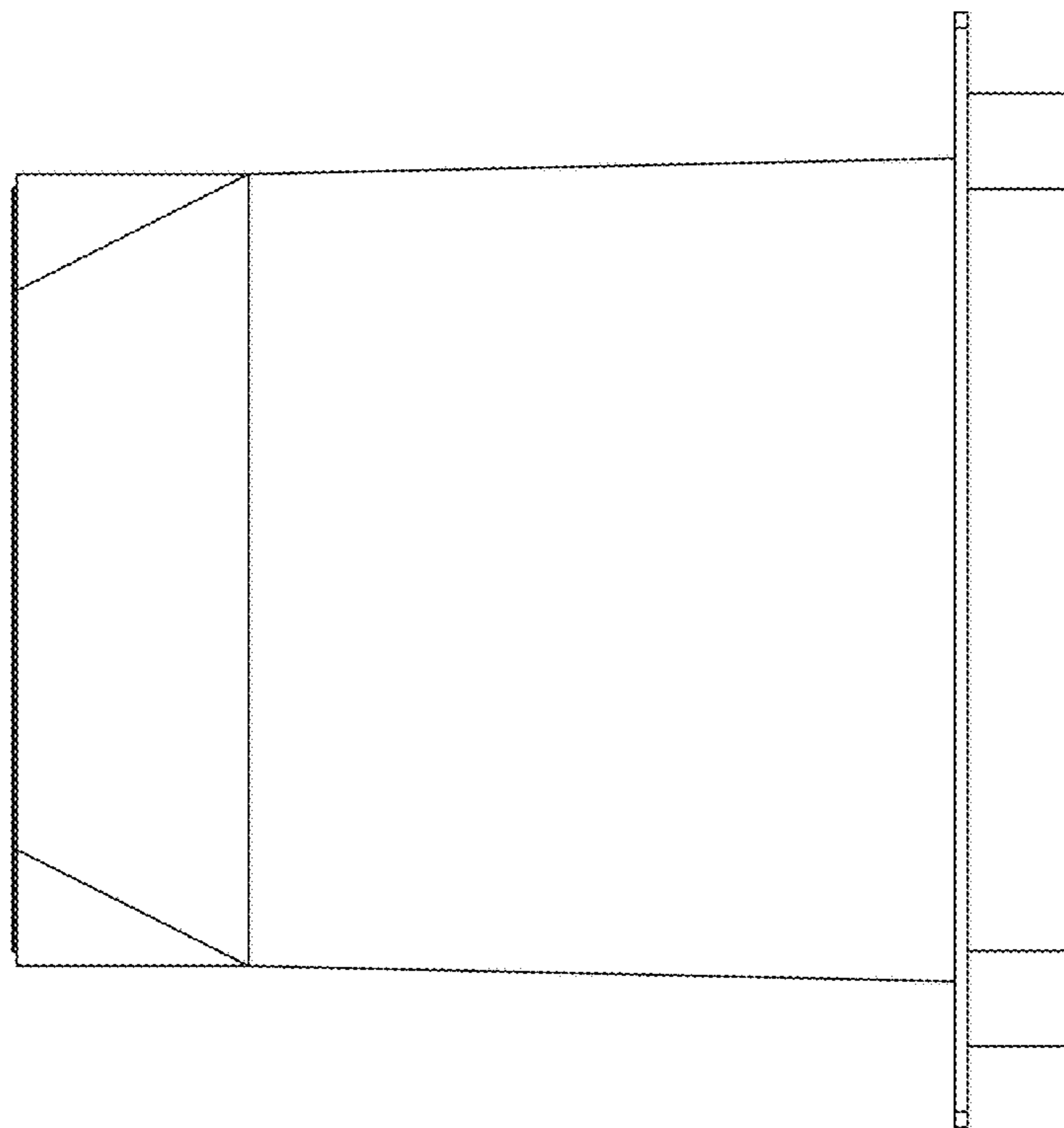


Fig. 6

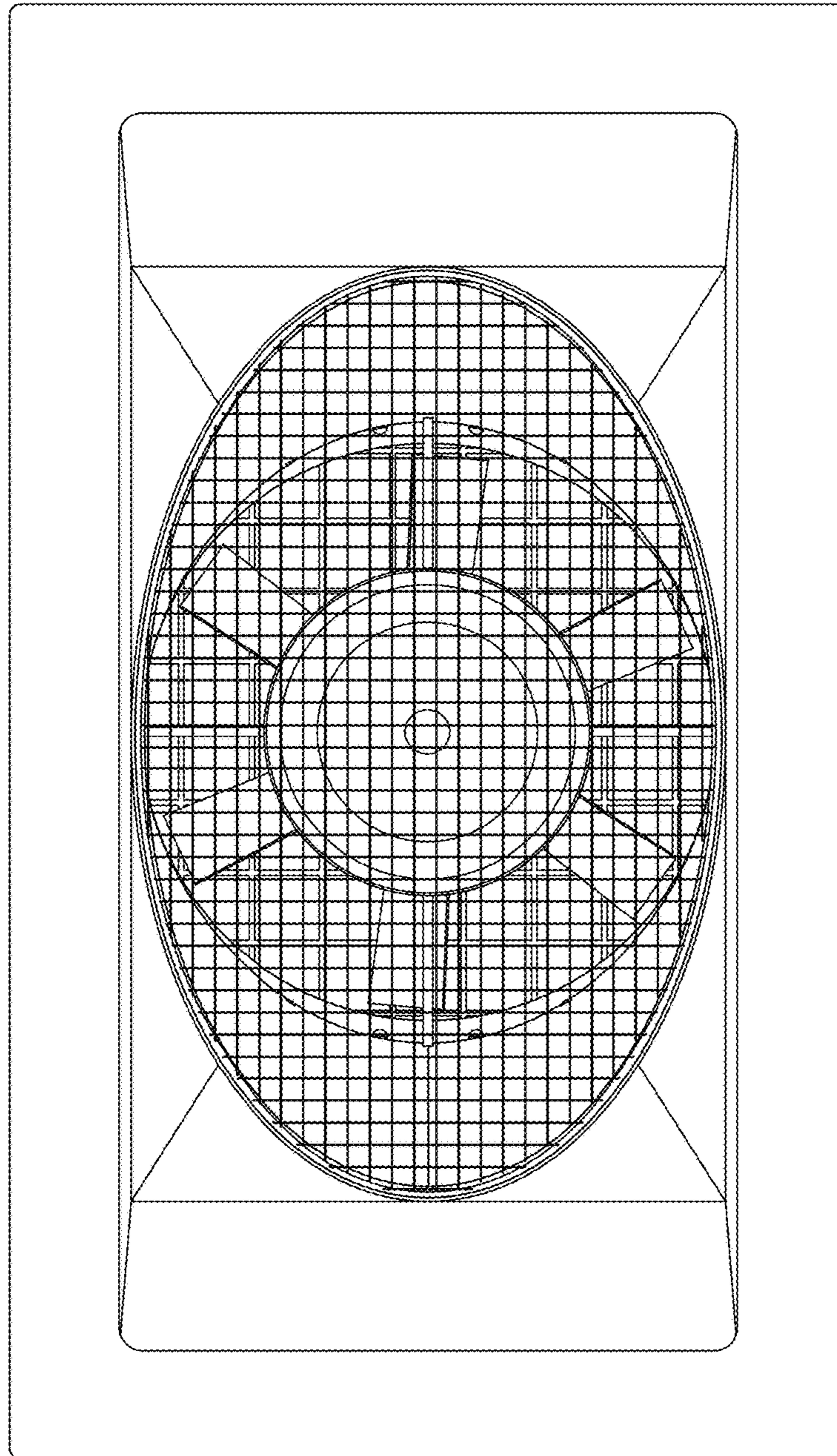


Fig. 7