



US00D875223S

(12) **United States Design Patent**
Eckhaus

(10) **Patent No.:** **US D875,223 S**

(45) **Date of Patent:** **** Feb. 11, 2020**

(54) **DOUBLE BOWL REVERSIBLE SINK**

D705,406 S 5/2014 Eckhaus
D793,541 S * 8/2017 Chen D23/290
D849,895 S * 5/2019 Bucher D23/293.1

(71) Applicant: **Efraim Eckhaus**, West Haven, CT (US)

* cited by examiner

(72) Inventor: **Efraim Eckhaus**, West Haven, CT (US)

Primary Examiner — Robert A Delehanty
(74) *Attorney, Agent, or Firm* — Wiggin and Dana LLP;
Gregory S. Rosenblatt

(**) Term: **15 Years**

(21) Appl. No.: **29/647,346**

(22) Filed: **May 11, 2018**

(57) **CLAIM**

(51) **LOC (12) Cl.** **23-02**

The ornamental design for a double bowl reversible sink, as shown and described.

(52) **U.S. Cl.**

USPC **D23/290**

(58) **Field of Classification Search**

DESCRIPTION

USPC D23/284, 293.1, 308, 290, 287
See application file for complete search history.

FIG. 1 is a front perspective view of a new double bowl sink showing a façade design at a first side of the double bowl sink;

(56) **References Cited**

U.S. PATENT DOCUMENTS

- D494,665 S 8/2004 Herbeau
- D495,793 S * 9/2004 Bayer D23/293.1
- D523,540 S * 6/2006 Gordon D23/290
- D575,856 S * 8/2008 Ziemann D23/284
- D586,890 S * 2/2009 Ziemann D23/290
- D620,091 S * 7/2010 Eckhaus D23/308
- 8,356,367 B2 1/2013 Flynn
- D683,829 S 6/2013 Eckhaus
- D685,068 S 6/2013 Eckhaus
- D685,070 S 6/2013 Eckhaus
- D685,456 S 7/2013 Eckhaus
- D702,333 S 4/2014 Eckhaus
- D705,404 S * 5/2014 Anzellini D23/293.1

FIG. 2 is a front view of the double bowl sink showing the façade design at the first side;

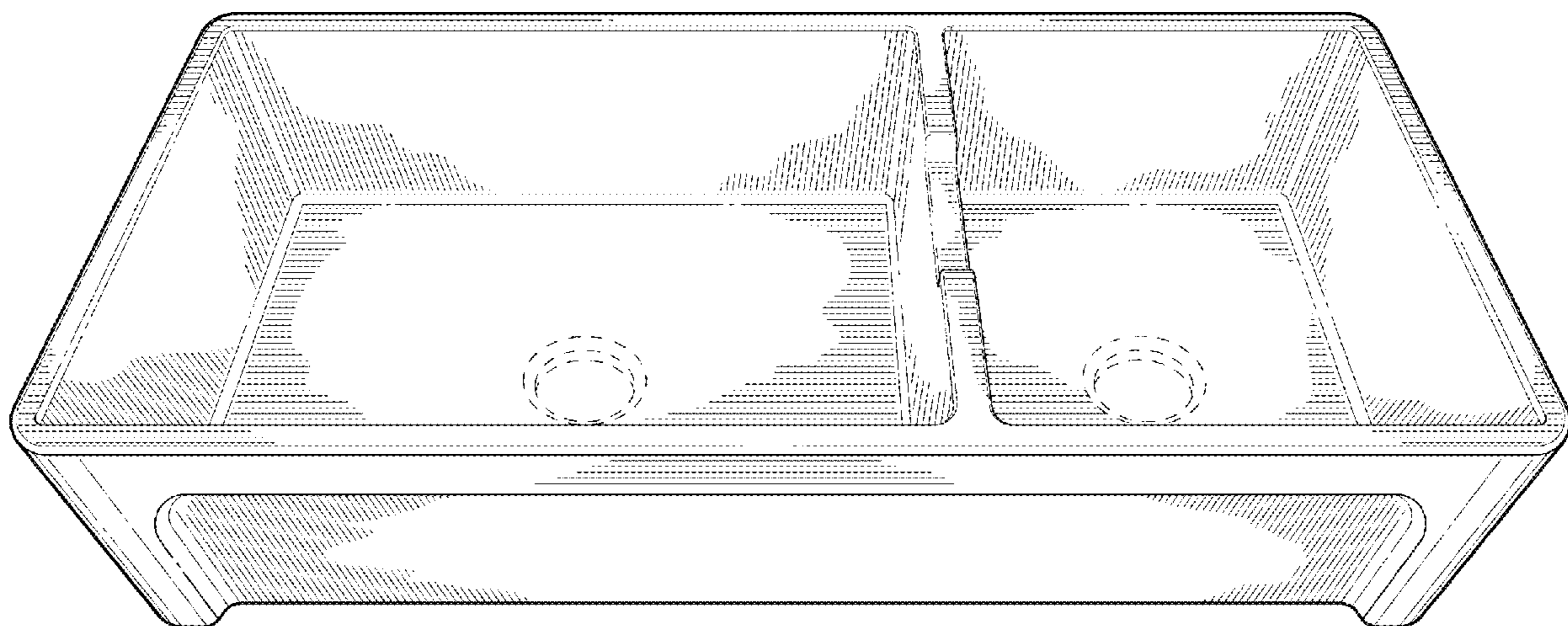
FIG. 3 is a back view of the double bowl sink showing a façade design at a second side;

FIG. 4 is a side view of the double bowl sink showing a façade design that is the same on both opposing sides; and,

FIG. 5 is a top view of the double bowl sink.

The broken line portions of the sink represent the bounds of the claimed design and form no part of the claimed design. The bottom of the sink is flat and devoid of surface ornamentation and forms no part of the claimed design.

1 Claim, 5 Drawing Sheets



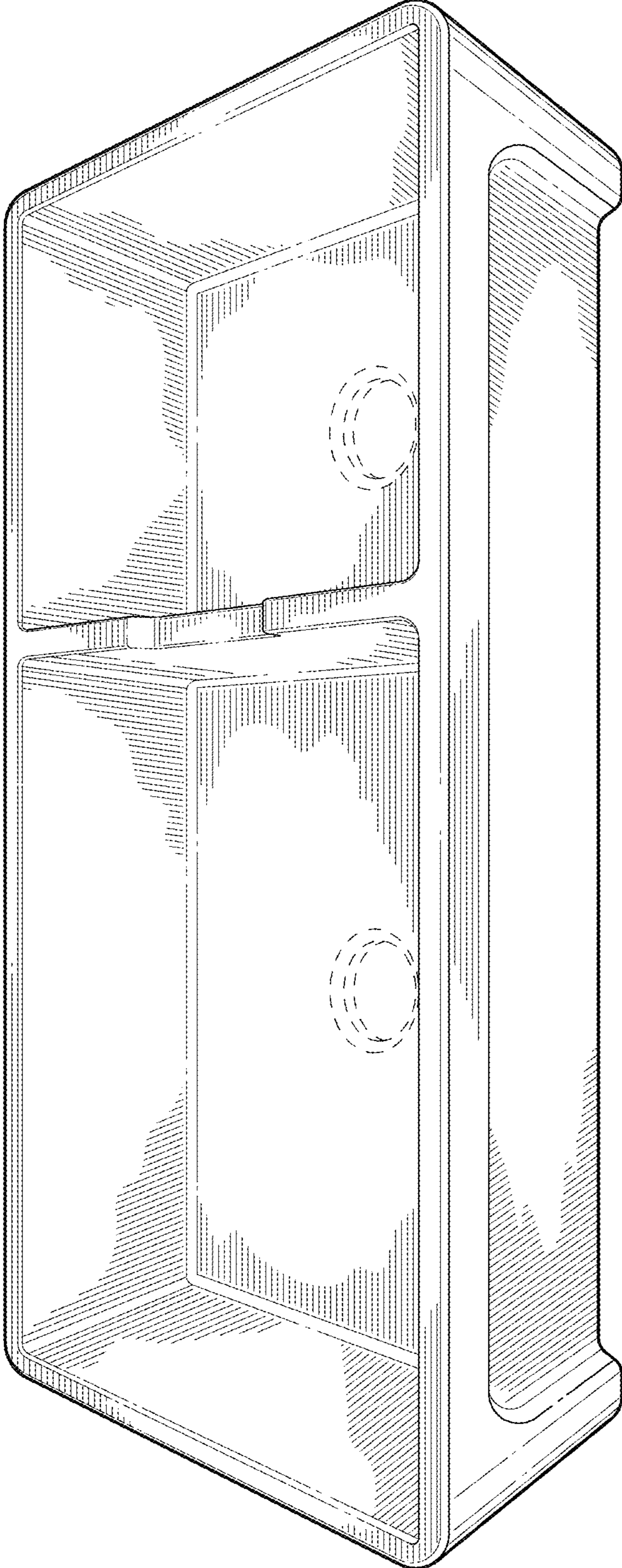


FIG. 1




FIG. 2

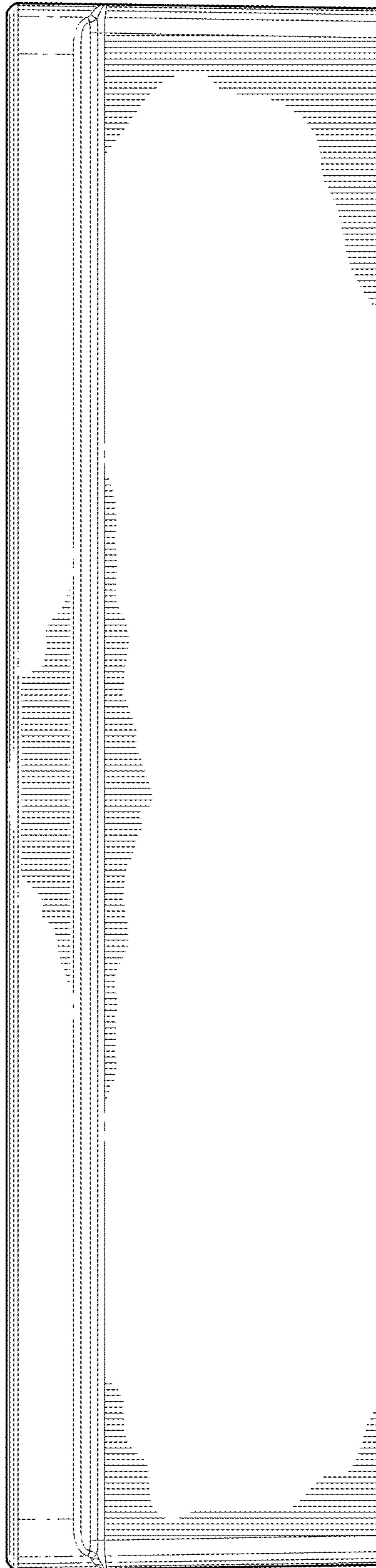


FIG. 3

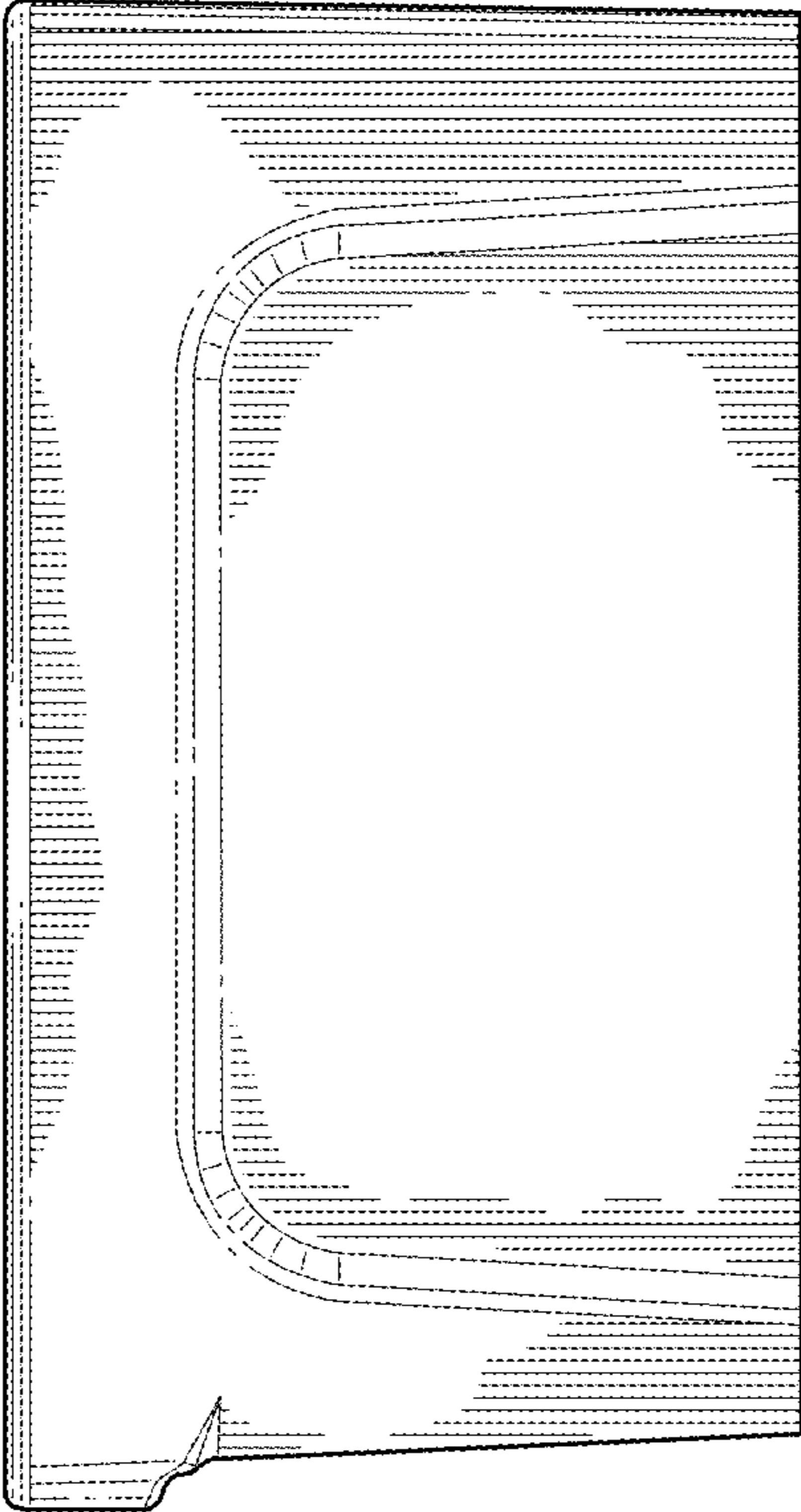


FIG. 4

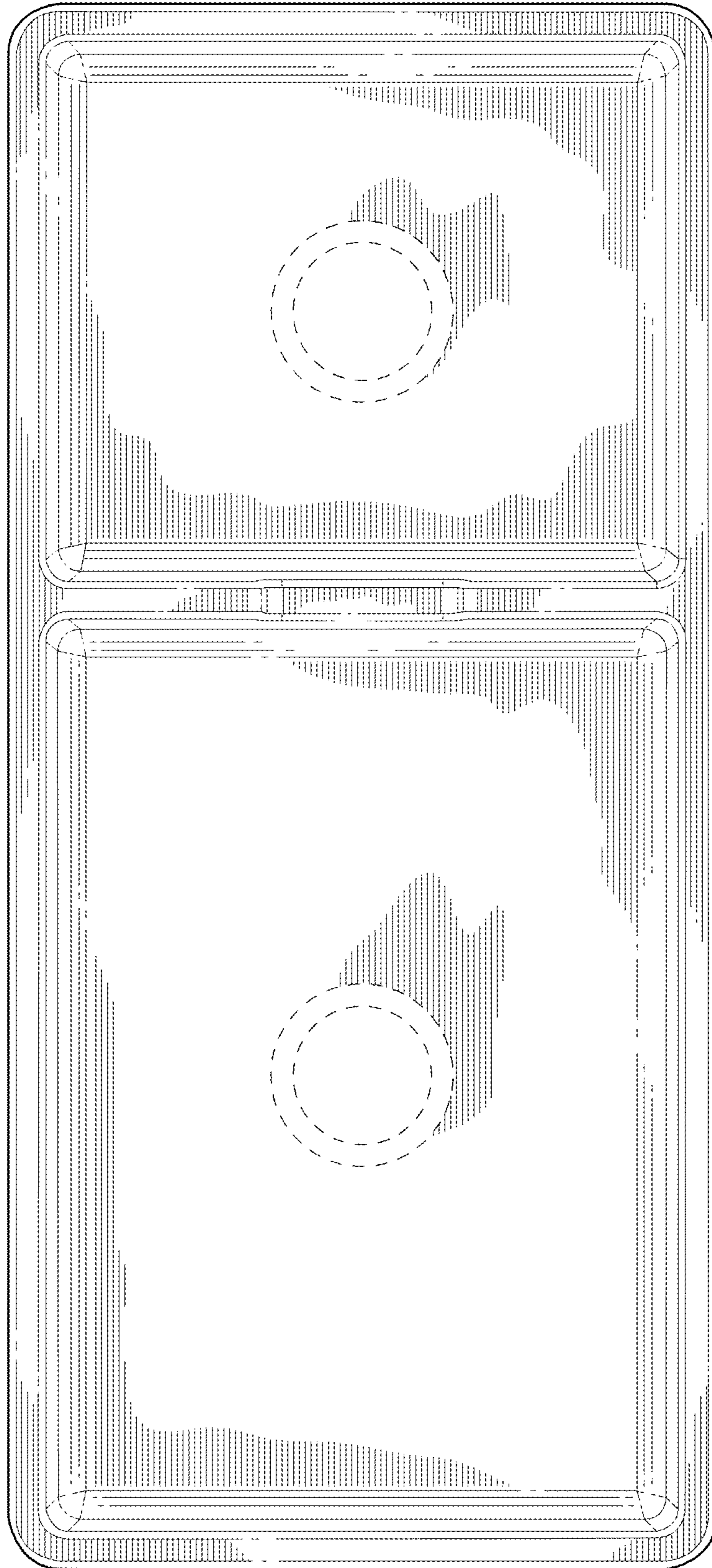


FIG. 5