

US00D875222S

(12) **United States Design Patent**
Gori et al.

(10) **Patent No.:** **US D875,222 S**
(45) **Date of Patent:** **** Feb. 11, 2020**

(54) **GUTTER GUARD REAR RECEIVER**

(71) Applicant: **LEAFFILTER NORTH, LLC**,
Hudson, OH (US)

(72) Inventors: **Michael Gori**, Norton, OH (US);
Michael J. Peck, Fairlawn, OH (US);
Scott M. Garbe, Massillon, OH (US)

(73) Assignee: **LEAFFILTER NORTH, LLC**,
Hudson, OH (US)

(**) Term: **15 Years**

(21) Appl. No.: **29/689,753**

(22) Filed: **May 1, 2019**

Related U.S. Application Data

(62) Division of application No. 29/647,735, filed on May 15, 2018, now Pat. No. Des. 858,721.

(51) **LOC (12) Cl.** **23-01**

(52) **U.S. Cl.**
USPC **D23/267**; D25/119

(58) **Field of Classification Search**
USPC D23/259–260, 267, 209, 365, 393;
D25/119, 121–124, 133, 141–142,
D25/143–144, 48.2, 120, 131, 136,
D25/138–139, 164, 199; 52/11–16, 60,
52/96–97

See application file for complete search history.

(56) **References Cited**

U.S. PATENT DOCUMENTS

D210,935 S * 5/1968 Cook D25/119
D357,407 S * 4/1995 Pate D8/381
D498,309 S * 11/2004 Koerner D25/164
D703,307 S * 4/2014 Little D23/393
D734,498 S * 7/2015 Batres D25/136
D734,499 S * 7/2015 Batres D25/136
D734,871 S * 7/2015 Wright D25/119

D767,382 S * 9/2016 Libreiro D25/119
D794,833 S * 8/2017 Singh D25/119
2007/0119105 A1 * 5/2007 MacDonald E04F 13/0826
52/235

OTHER PUBLICATIONS

Amerimax Hidden Gutter Hanger; Amazon First Available Date Sep. 10, 2006; Visited Online Sep. 26, 2019 Hyper linklisted in REF box V below. (Year: 2006).*

www.amazon.com/Amerimax-Hidden-Gutter-Galvanized-Polybag/dp/B01N2V5GGX/ref=pd_sbs_60_36?encoding=UTF8&pd_rd_i=B01N2V5GGX&pd_rd_r=34180068-026e-4997-ac01-5be368a1a336&pd_rd_w=7Ajl&pd_rd_wg=rAsiq&pf_rd_p=d66372fe-68a6-48a3-90ec-41d7f64212be&pf_rd_r=JEFH7AZJRM3ZTKAER1XY&psc=1&refRID=JEFH7AZJRM3ZTK.*

* cited by examiner

Primary Examiner — Amy C Wierenga

(74) *Attorney, Agent, or Firm* — Benesch, Friedlander, Coplan & Aronoff LLP


(57) **CLAIM**

The ornamental design for a gutter guard rear receiver, as shown and described.

DESCRIPTION

FIG. 1 is a perspective view of a gutter guard rear receiver; FIG. 2 is a right-side elevation view of the gutter guard rear receiver of FIG. 1; FIG. 3 is a left-side elevation view of the gutter guard rear receiver of FIG. 1; FIG. 4 is a front elevation view of the gutter guard rear receiver of FIG. 1; FIG. 5 is a rear elevation view of the gutter guard rear receiver of FIG. 1; FIG. 6 is a top plan view of the gutter guard rear receiver of FIG. 1; and, FIG. 7 is a bottom plan view of the gutter guard rear receiver of FIG. 1.

1 Claim, 3 Drawing Sheets






FIG. 1

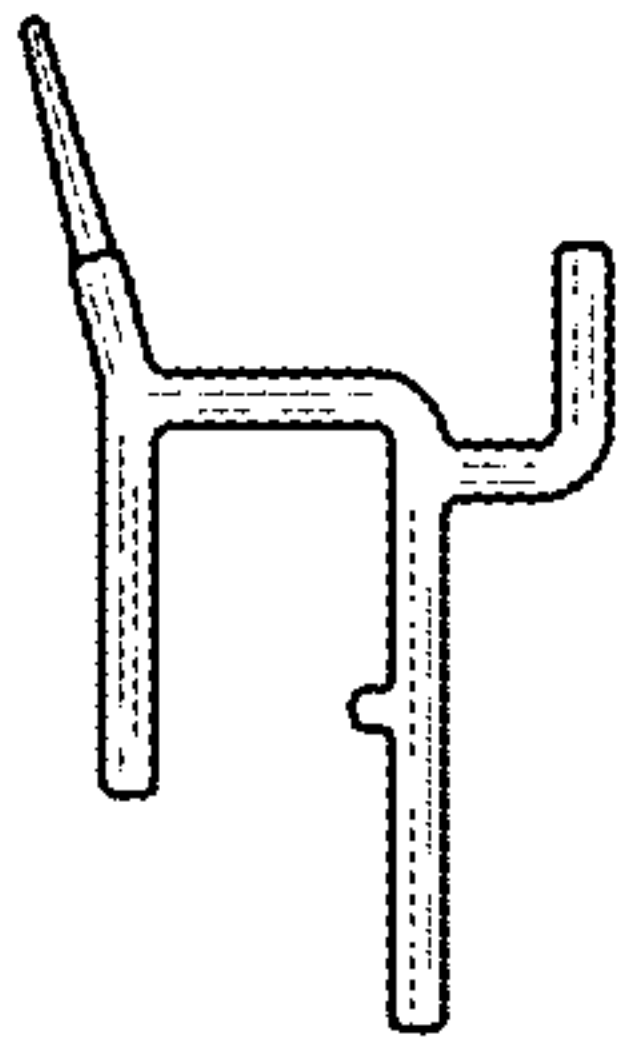


FIG. 2

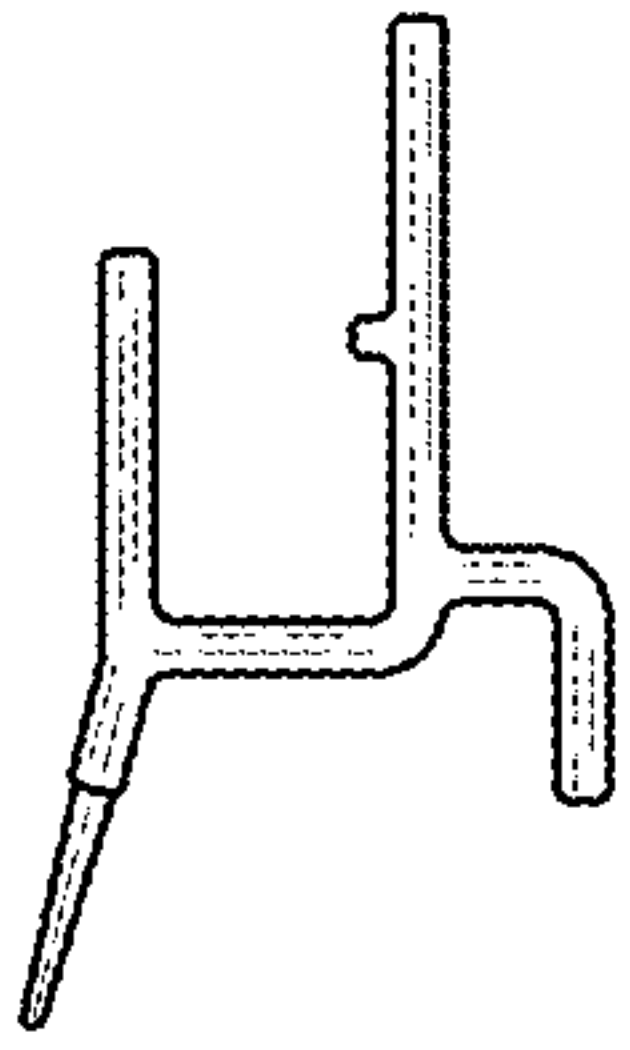


FIG. 3




FIG. 4

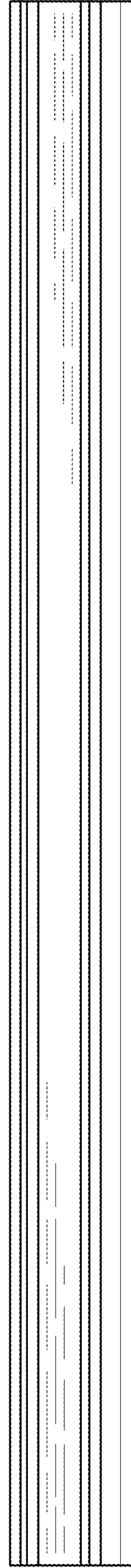


FIG. 5




FIG. 6

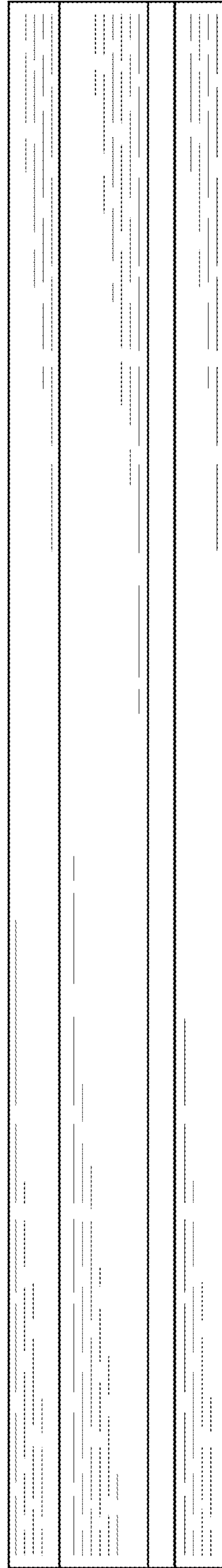


FIG. 7