



US00D875218S

(12) **United States Design Patent**
Chen

(10) **Patent No.:** **US D875,218 S**

(45) **Date of Patent:** **** Feb. 11, 2020**

(54) **FAUCET SPOUT**

(71) Applicant: **Danxuan Ding**, Ningbo (CN)

(72) Inventor: **Hui Chen**, Ruian (CN)

(**) Term: **15 Years**

(21) Appl. No.: **29/709,605**

(22) Filed: **Oct. 16, 2019**

(51) **LOC (12) Cl.** **23-01**

(52) **U.S. Cl.**
USPC **D23/255**

(58) **Field of Classification Search**
USPC D23/255–257, 238, 241–243, 249, 250,
D23/252, 254

CPC Y10T 137/9464; Y10T 137/6014; Y10T
137/6017

See application file for complete search history.

(56) **References Cited**

U.S. PATENT DOCUMENTS

D429,521 S *	8/2000	Doughty	D23/250
D455,195 S *	4/2002	McKeone	D23/249
D463,533 S	9/2002	Ko		
D463,535 S *	9/2002	Singtoroj	D23/255
D465,559 S	11/2002	Chen		
D466,986 S *	12/2002	Singtoroj	D23/249
D474,671 S *	5/2003	Singtoroj	D23/252
D490,881 S *	6/2004	Lin	D23/255
D491,637 S *	6/2004	Lin	D23/255
D516,685 S *	3/2006	Kennard	D23/255
D525,682 S *	7/2006	Gilbert	D23/255
D529,137 S	9/2006	Chu et al.		
D533,632 S *	12/2006	Kennard	D23/238
D541,388 S *	4/2007	Dolan	D23/255
D580,022 S *	11/2008	Gilbert	D23/255

D607,976 S *	1/2010	Lammel	D23/255
D704,810 S *	5/2014	Hashimoto	D23/255
D834,148 S *	11/2018	Thomas	D23/242
D867,548 S *	11/2019	Chen	D23/255
D868,217 S *	11/2019	Chen	D23/252
D868,939 S *	12/2019	Bahler	D23/238

* cited by examiner

Primary Examiner — Robert A Delehanty

(74) *Attorney, Agent, or Firm* — Wayne V. Harper

(57) **CLAIM**

I claim the ornamental design for a faucet spout, as shown and described.

DESCRIPTION

FIG. 1 is a Perspective view of a faucet spout showing my new design;

FIG. 2 is a Front view of the faucet spout as shown in FIG. 1;

FIG. 3 is a Back view of the faucet spout as shown in FIG. 1;

FIG. 4 is a Right-side view of the faucet spout as shown in FIG. 1;

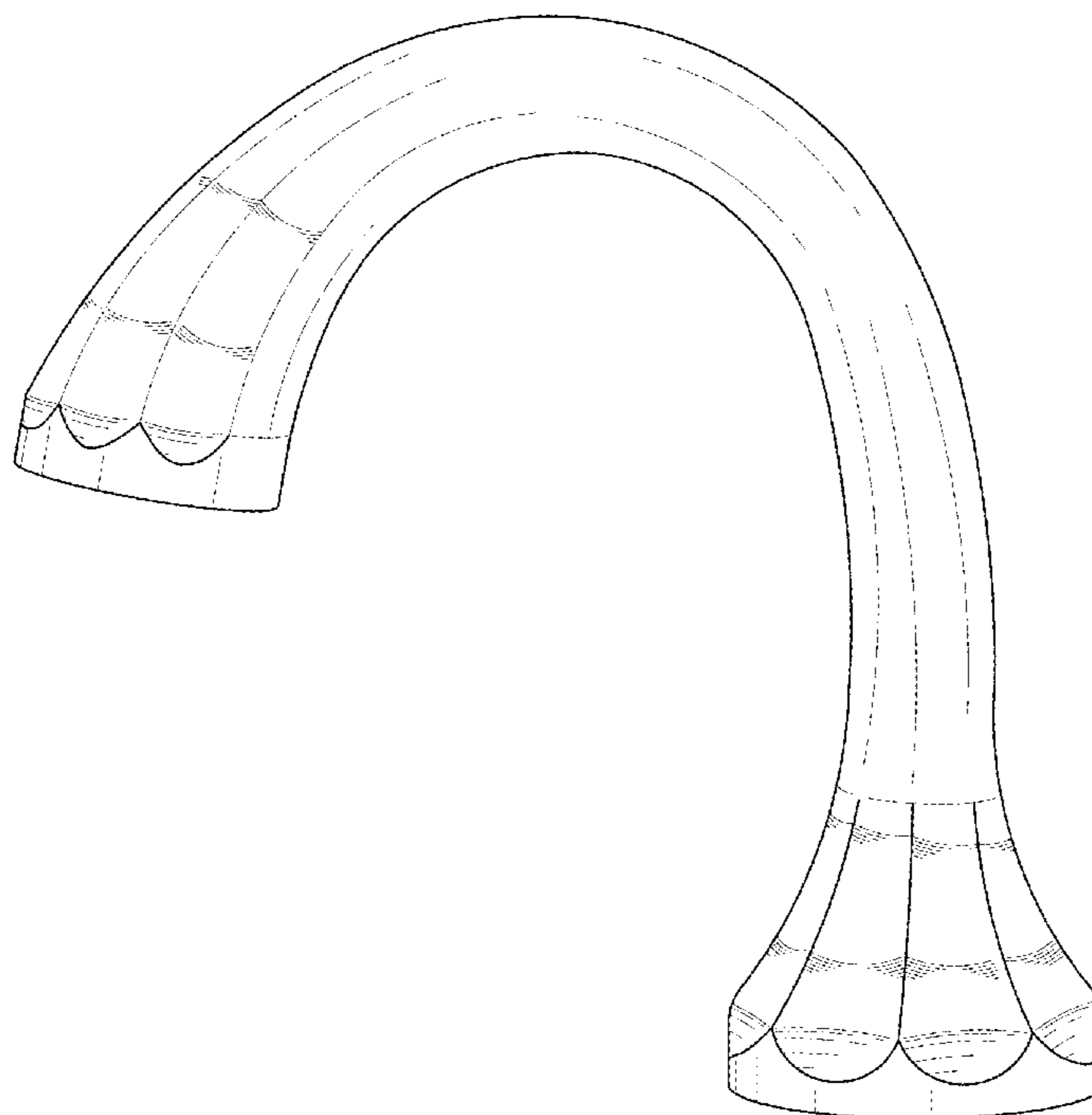
FIG. 5 is a Left-side view of the faucet spout as shown in FIG. 1;

FIG. 6 is a Top view of the faucet spout as shown in FIG. 1; and,

FIG. 7 is Bottom view of the faucet spout as shown in FIG. 1.

The broken lines shown in the drawing views are included for the purpose of illustrating portions of the faucet spout and forms no part of the claimed design.

1 Claim, 7 Drawing Sheets



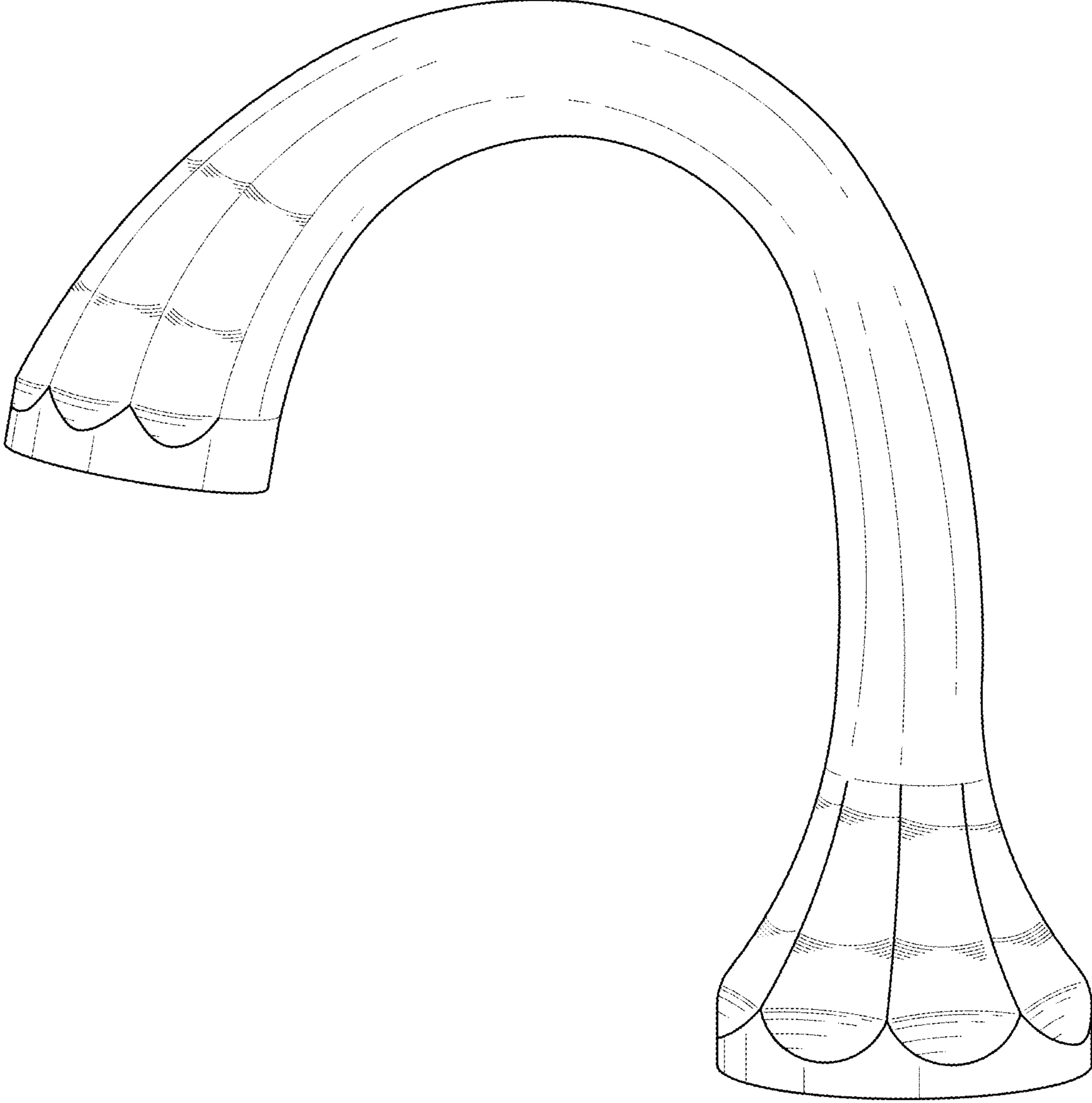


FIG. 1

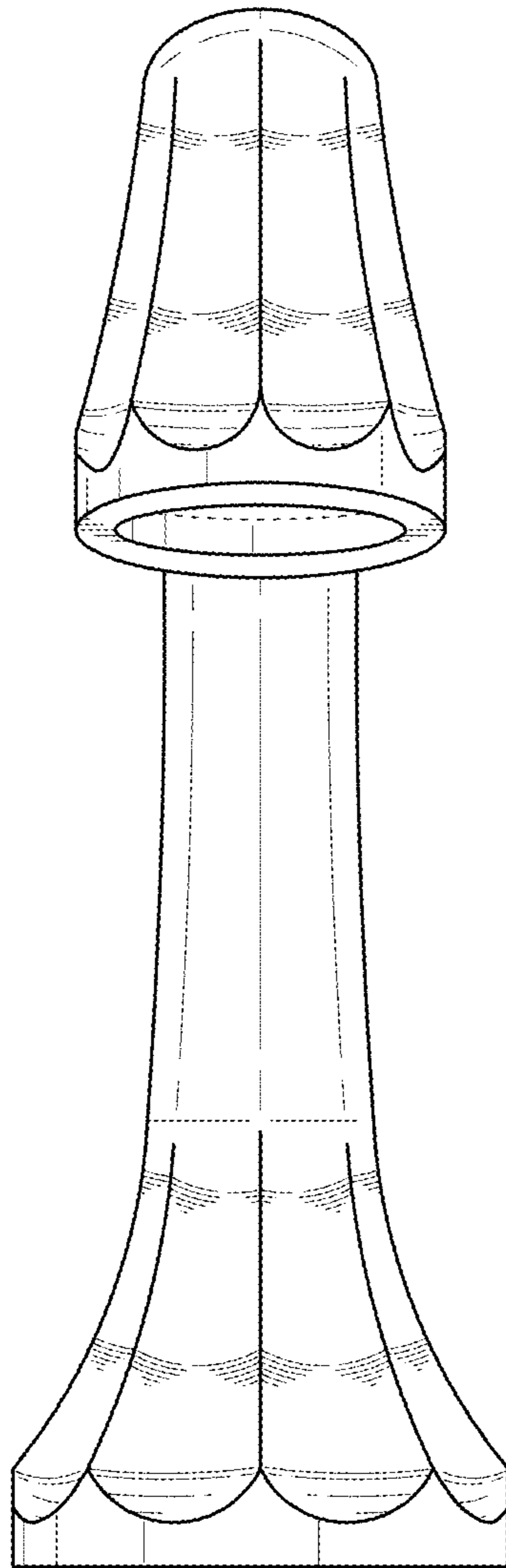


FIG. 2

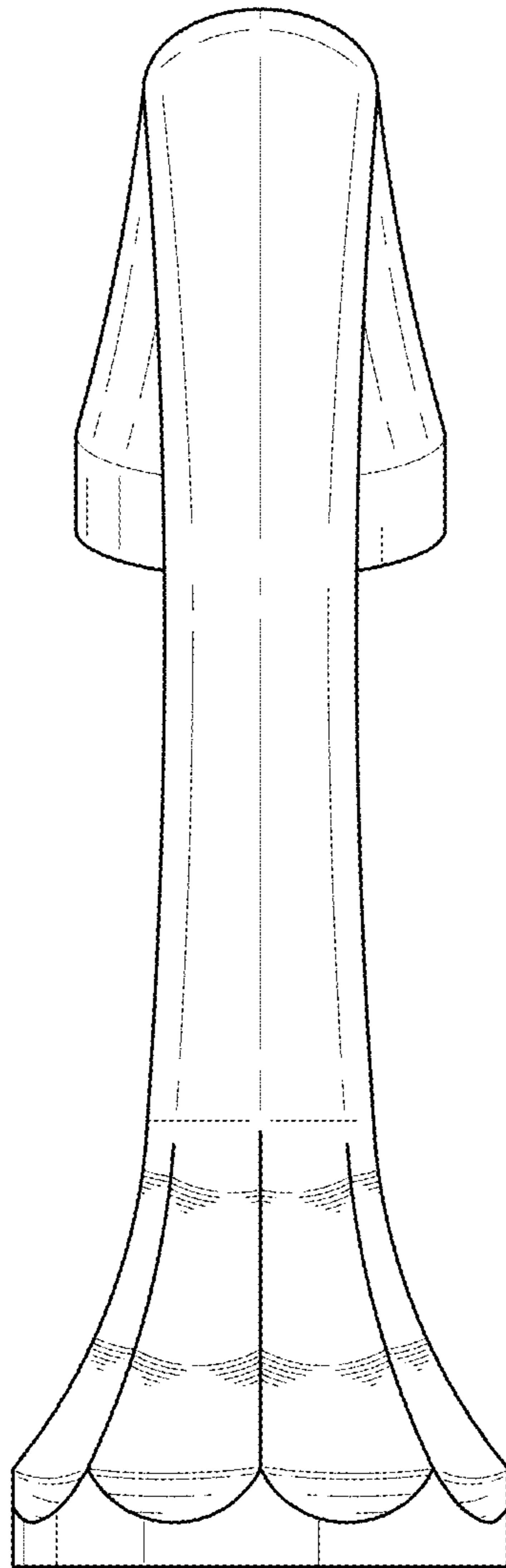


FIG. 3

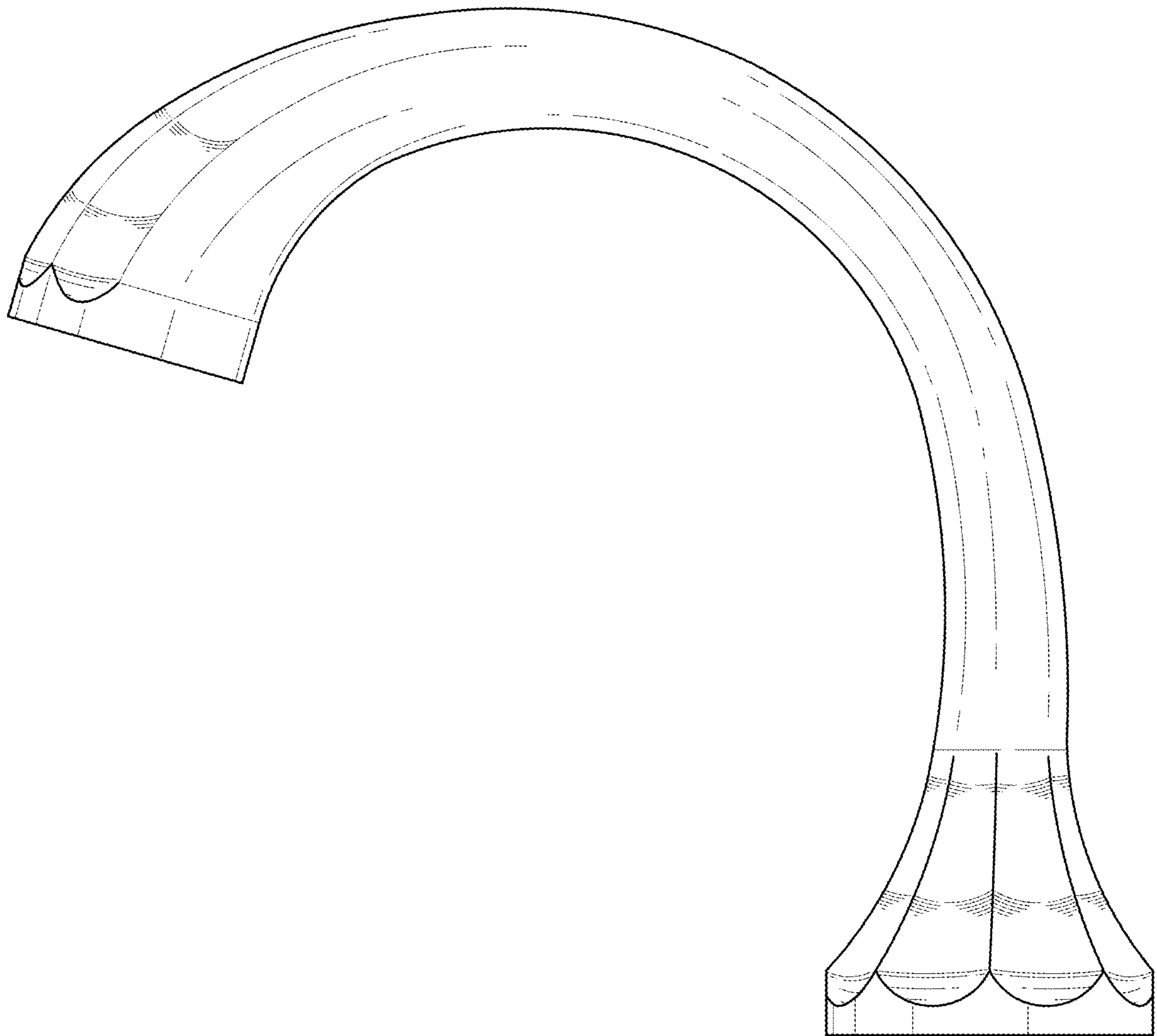


FIG. 4

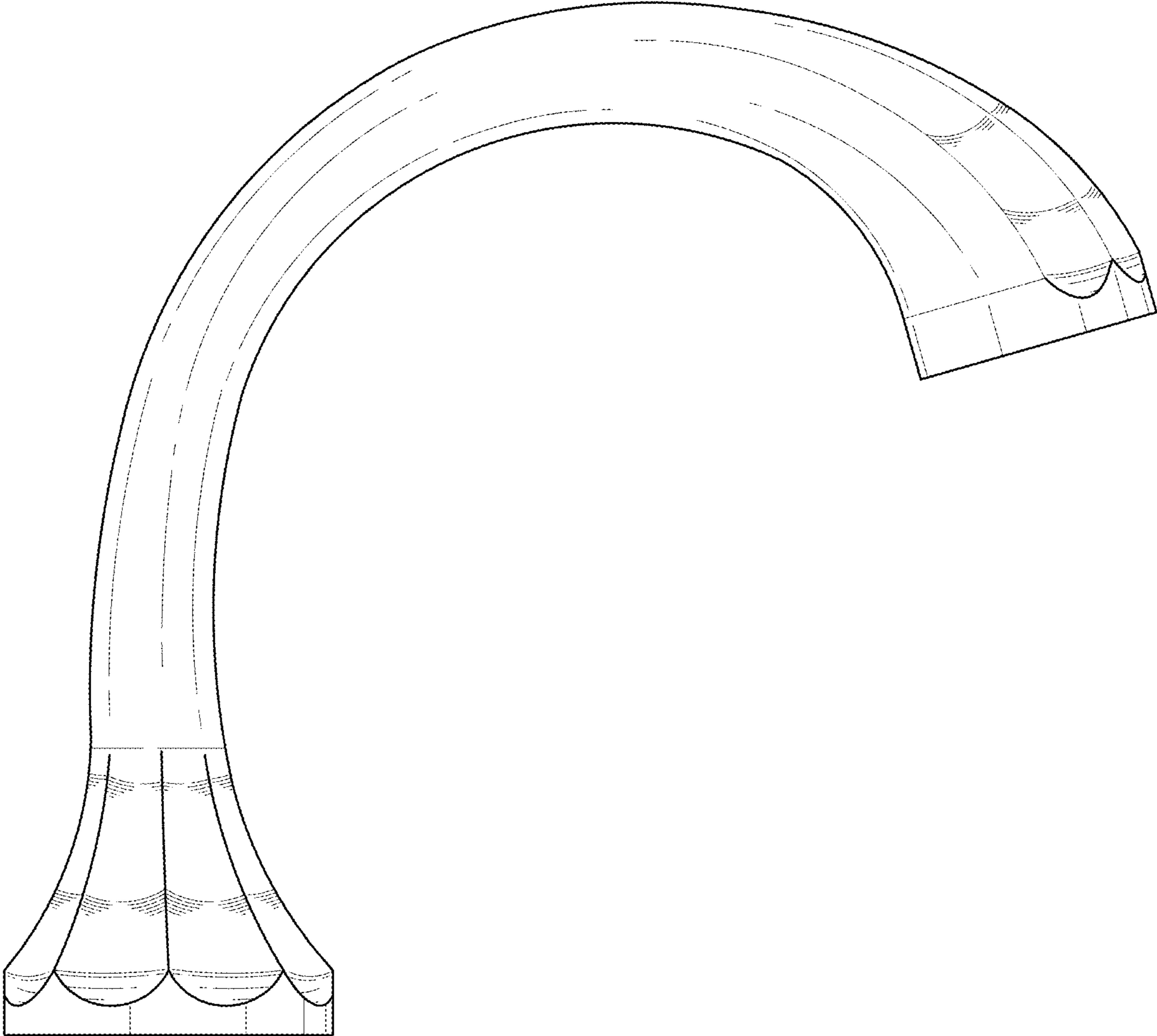


FIG. 5

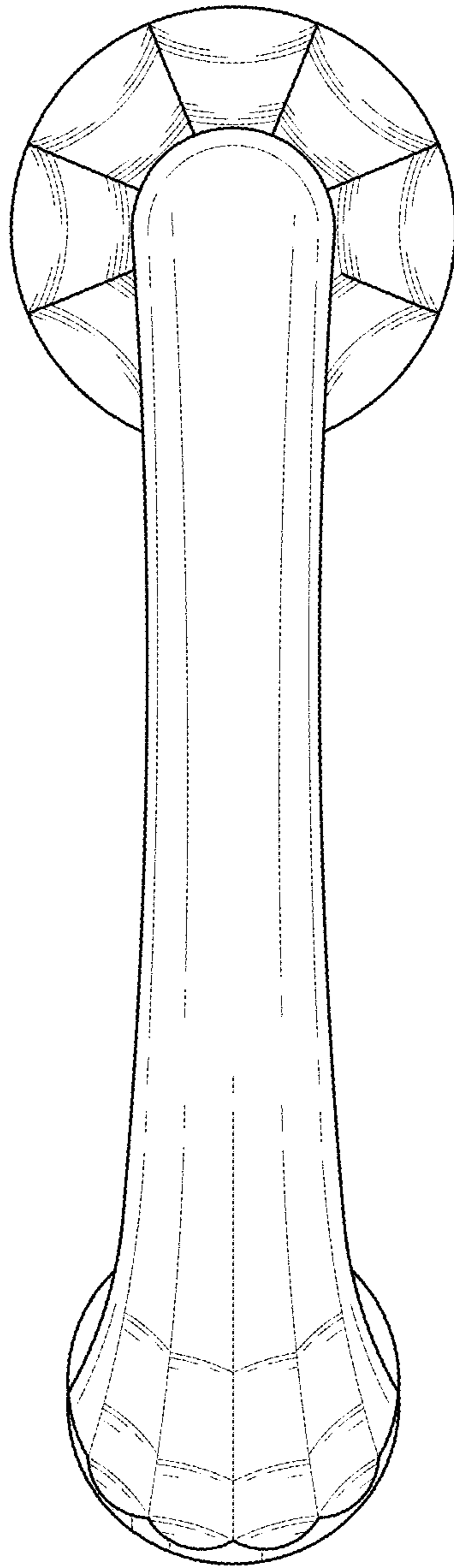


FIG. 6

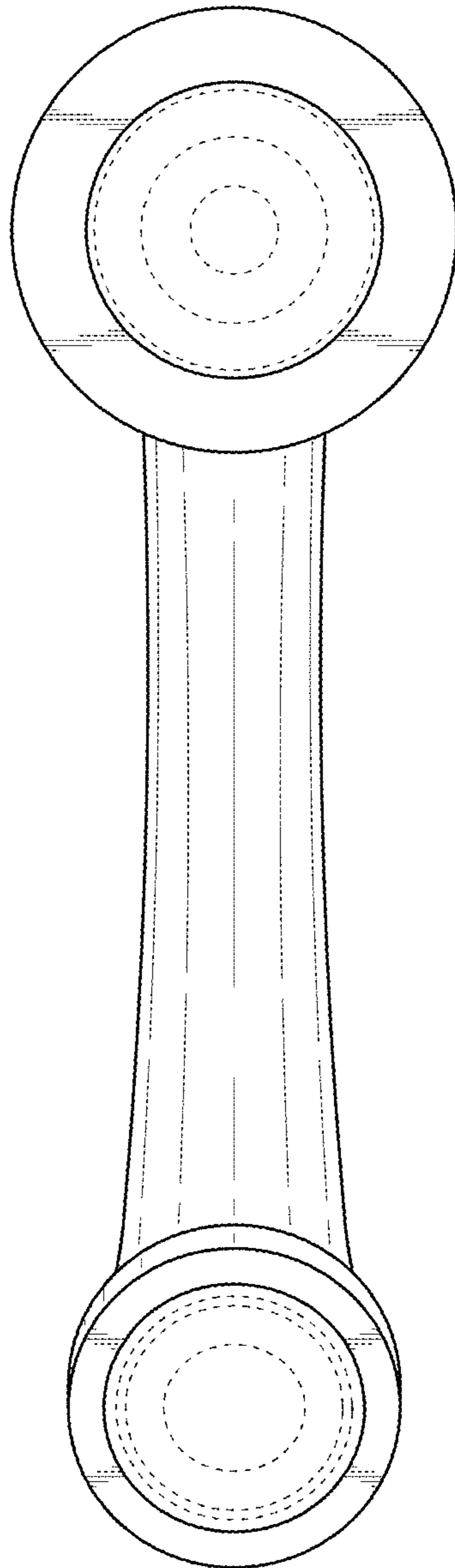


FIG. 7