



US00D875201S

(12) **United States Design Patent** (10) **Patent No.:** **US D875,201 S**
Wilson (45) **Date of Patent:** **** Feb. 11, 2020**

(54) **MULTIPURPOSE SURVIVAL TOOL**

D481,274 S 10/2003 Norton
D538,375 S * 3/2007 Reitz D22/107
8,162,784 B1 4/2012 Bellefeuille
9,976,836 B1 * 5/2018 Thompson F42B 6/08

(71) Applicant: **Clifton Loyd Wilson**, Arlington, TX
(US)

(72) Inventor: **Clifton Loyd Wilson**, Arlington, TX
(US)

(**) Term: **15 Years**

(21) Appl. No.: **29/664,565**

(22) Filed: **Sep. 26, 2018**

(51) **LOC (12) Cl.** **22-02**

(52) **U.S. Cl.**
USPC **D22/117**

(58) **Field of Classification Search**
USPC D22/100, 102, 115, 199; 43/6; 446/51;
473/577-578, 582-583, 613
CPC F42B 6/00; F42B 6/02; F42B 6/04; F42B
6/08; B64D 17/34
See application file for complete search history.

(56) **References Cited**

U.S. PATENT DOCUMENTS

1,455,621	A	5/1923	Joyner	
2,634,664	A	4/1953	Benner	
2,816,765	A *	12/1957	Stockfleth F42B 6/08 473/583
2,820,637	A *	1/1958	La Foud F42B 6/08 473/583
2,873,973	A *	2/1959	Hauch F42B 6/08 473/583
3,401,938	A *	9/1968	Bear F42B 6/08 473/582
3,586,332	A *	6/1971	Alban B64D 17/34 473/578
4,817,221	A	4/1989	Ryan	
D341,180	S *	11/1993	Gridley D22/117
5,398,360	A	3/1995	Alexander	
D375,134	S	10/1996	Thompson	
D388,150	S *	12/1997	Glesser D22/117
D406,305	S *	3/1999	Runde D22/100

OTHER PUBLICATIONS

MedievalCollectibles.com, Aella Spear Head (Year: 2019).*
"SpearHead-A2-900.jpg (900x360)," 1 p., publication date unknown
<retrieved on Oct. 26, 2012 from: www.m4040.com/Survival/
KITPICS/SpearHead-A2-900.jpg>.
"Improvised+Spear_Large.JPG (1047x1600)," 1 p., publication date
unknown <retrieved on Oct. 26, 2012 from: 1.bp.blogspot.com/-
iwc1XWJnMSQ/TilhSP0FpOI/AAAAAAAAACmc/.../Improvised%
2BSpear_Large.JPG>.

(Continued)

Primary Examiner — Catherine R Oliver-Garcia
(74) *Attorney, Agent, or Firm* — Law Office of Sam
Sokhansanj PLLC

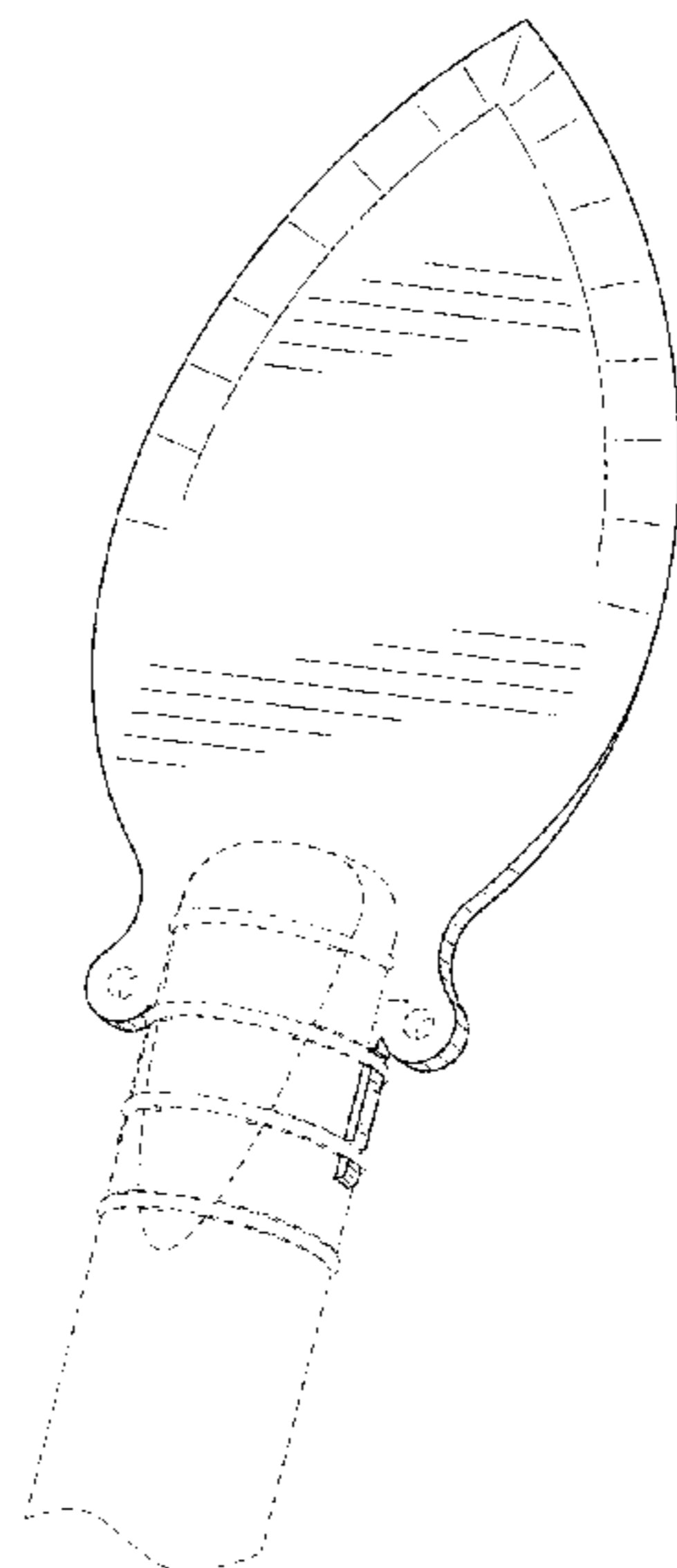
(57) **CLAIM**

The ornamental design for a multipurpose survival tool, as
shown and described.

DESCRIPTION

FIG. 1 illustrates a perspective view of a multipurpose
survival tool, shown in an environmental view;
FIG. 2 illustrates another perspective view thereof;
FIG. 3 illustrates a top plan view of the multipurpose
survival tool;
FIG. 4 illustrates a bottom plan view thereof;
FIG. 5 illustrates a right side view thereof;
FIG. 6 illustrates a left side view thereof;
FIG. 7 illustrates a front view thereof; and,
FIG. 8 illustrates a rear view thereof.
The broken lines show portions of the multipurpose survival
tool which form no part of the claimed design.

1 Claim, 4 Drawing Sheets



(56)

References Cited

OTHER PUBLICATIONS

"S30V Spear," 1 p., Aug. 15, 2011 <retrieved on Oct. 26, 2012 from: www.bladeforums.com/forums/showthread.php/868430-FOR-SALE-S30V-Spear-head/page2>.

"Weaponcollector's Knuckle Duster and Weapon Blog," 1 p., publication date unknown <retrieved on Sep. 22, 2018 from: <http://weaponcollector.blogspot.com/p/for-sale.html>>.

* cited by examiner

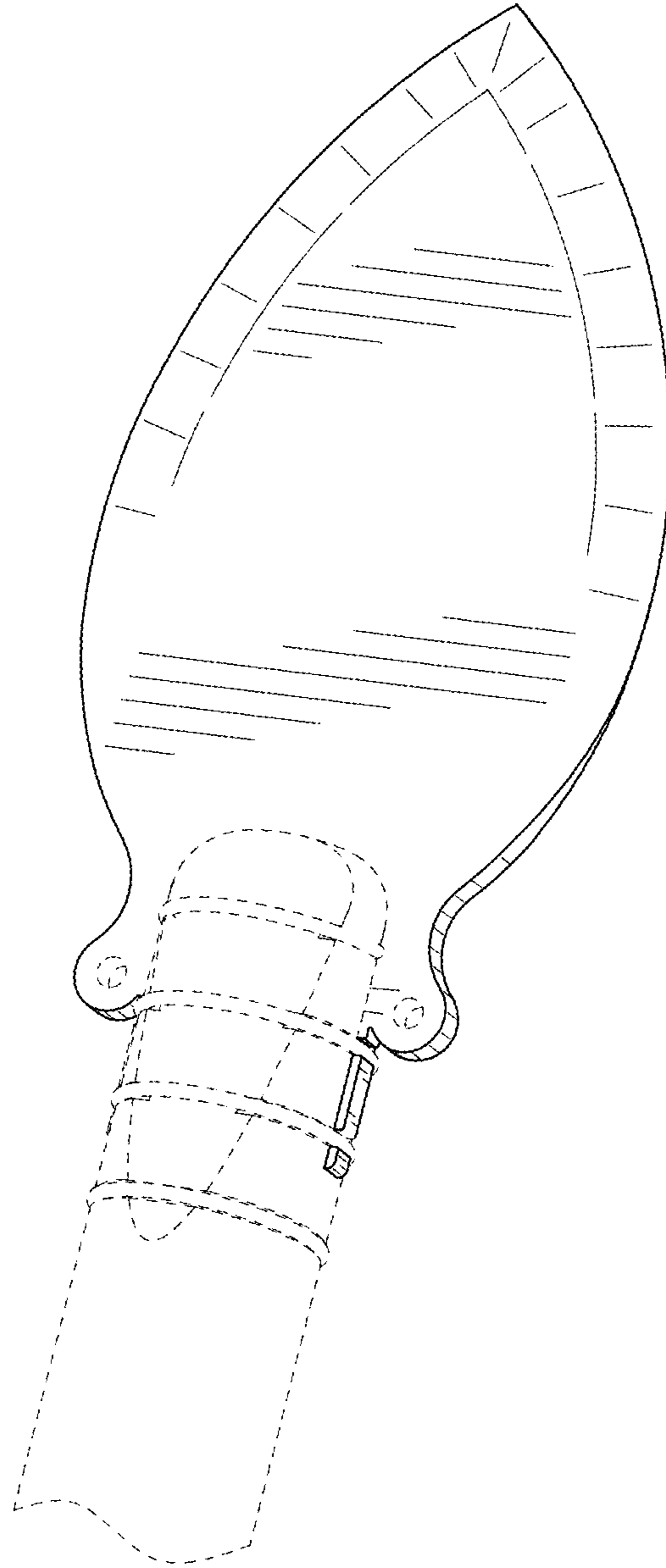


FIG. 1

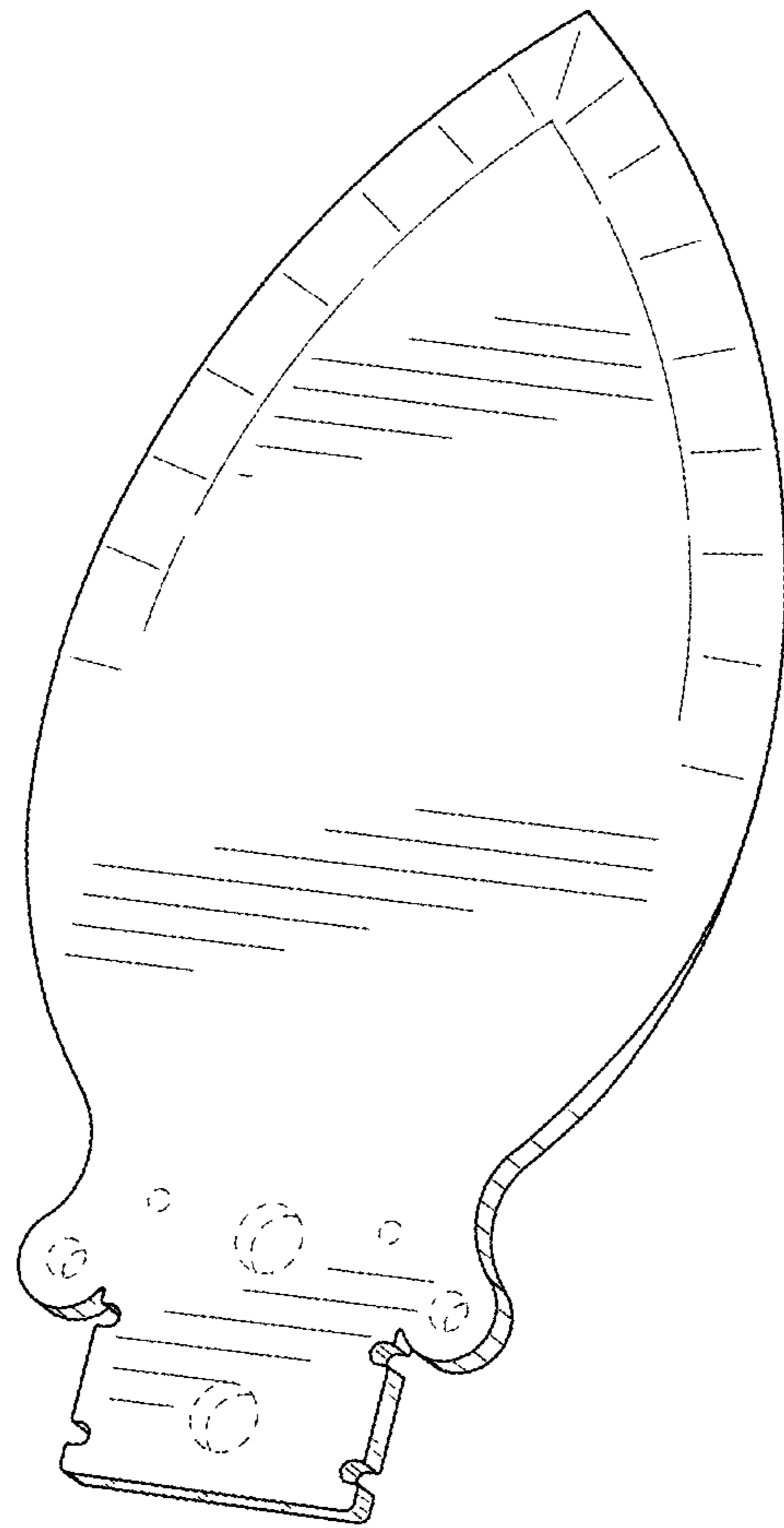


FIG. 2



FIG. 3



FIG. 4




FIG. 5

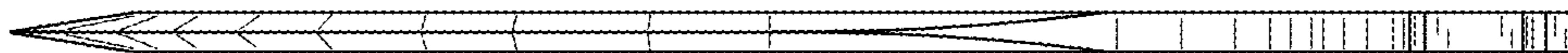


FIG. 6

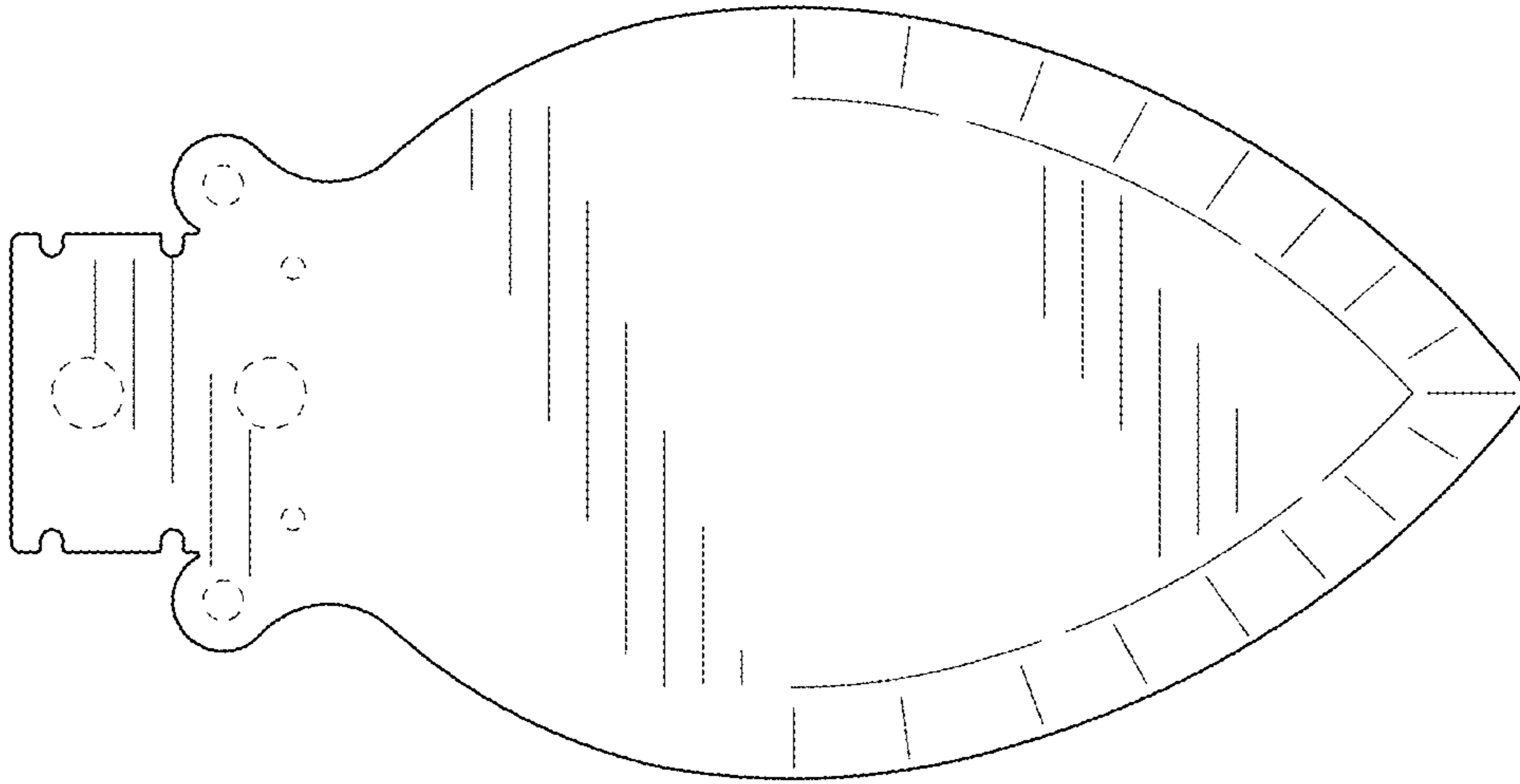


FIG. 7

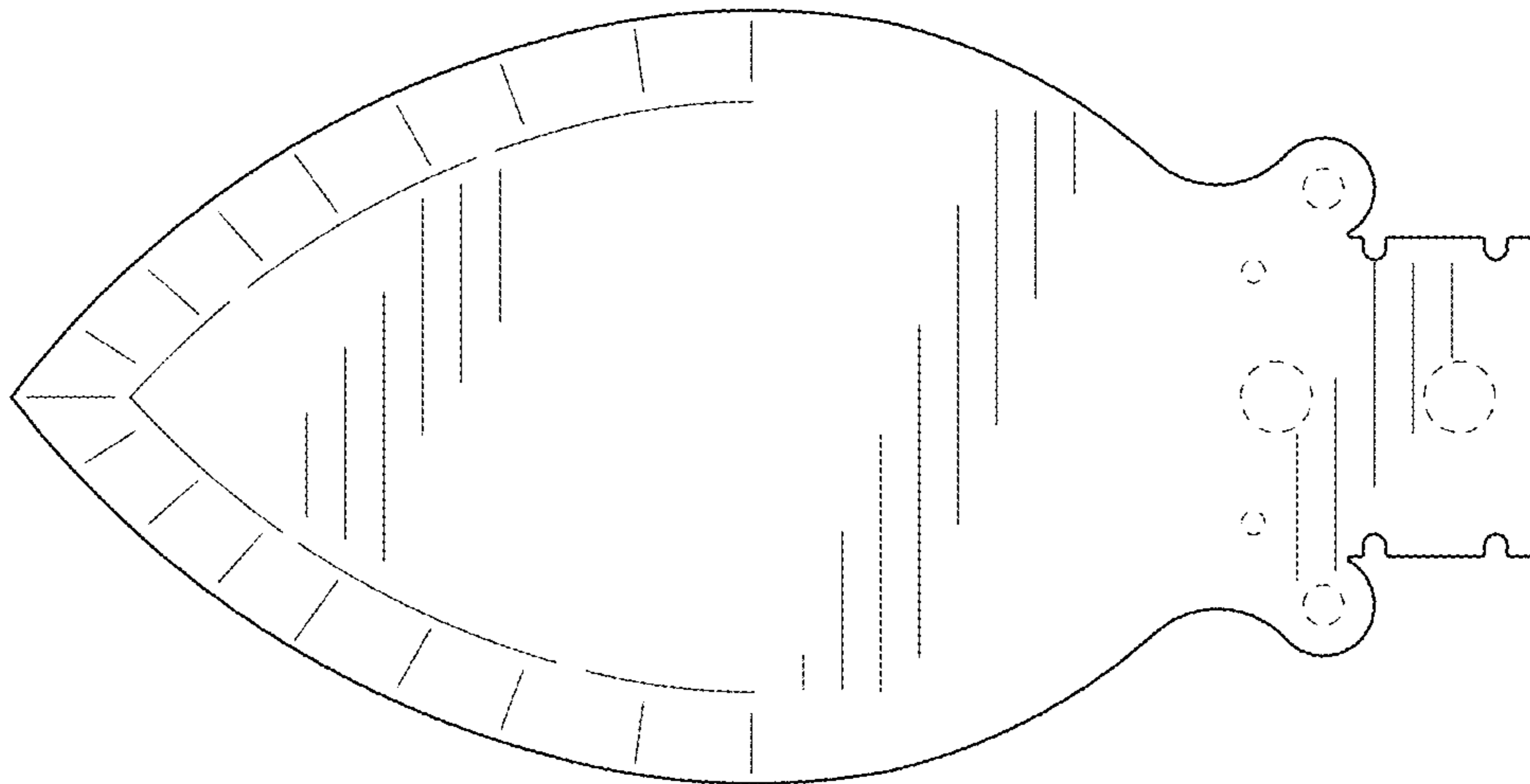


FIG. 8