



US00D875196S

(12) **United States Design Patent** (10) **Patent No.:** **US D875,196 S**  
**Evon** (45) **Date of Patent:** **\*\* Feb. 11, 2020**

(54) **SKATE GUARD**  
(71) Applicant: **Marc Evon Enterprises Inc.**, Windsor (CA)  
(72) Inventor: **Marc Evon**, Windsor (CA)  
(73) Assignee: **MARC EVON ENTERPRISES, INC.** (CA)

(\*\*) Term: **15 Years**  
(21) Appl. No.: **29/571,673**  
(22) Filed: **Jul. 20, 2016**

(30) **Foreign Application Priority Data**  
Jan. 20, 2016 (CA) ..... 166419  
(51) **LOC (12) Cl.** ..... **21-02**  
(52) **U.S. Cl.**  
USPC ..... **D21/772**  
(58) **Field of Classification Search**  
USPC ..... D21/760, 761, 762, 771, 772, 776  
CPC ..... A63C 3/00; A63C 3/12; A63C 17/002  
See application file for complete search history.

(56) **References Cited**  
**U.S. PATENT DOCUMENTS**  
4,392,674 A 7/1983 Evon ..... A63C 3/12  
5,513,881 A 5/1996 DiMeglio et al. .... A63C 3/12  
5,941,568 A 8/1999 White, II ..... A63C 3/12  
D459,778 S \* 7/2002 Gronborg ..... D21/772

D574,458 S \* 8/2008 Mayer ..... D21/761  
D586,418 S \* 2/2009 MacQueen ..... D21/761  
D618,755 S \* 6/2010 Handra ..... D21/772  
D619,185 S \* 7/2010 Handra ..... D21/772  
D633,585 S \* 3/2011 Hirano ..... D21/772  
2008/0231007 A1 9/2008 Mayer et al. .... A63C 3/12  
2011/0204612 A1 8/2011 Mayer et al. .... A63C 3/12  
2013/0264811 A1 10/2013 Lee ..... A63C 3/12

**OTHER PUBLICATIONS**

Official Action issued in related Canadian Design Application Serial No. 166419, dated May 4, 2016 (3 pages).  
Official Action issued in related Canadian Design Application Serial No. 166419, dated Mar. 15, 2017 (2 pages).

\* cited by examiner

*Primary Examiner* — Cynthia M. Chin  
(74) *Attorney, Agent, or Firm* — Hayes Soloway PC

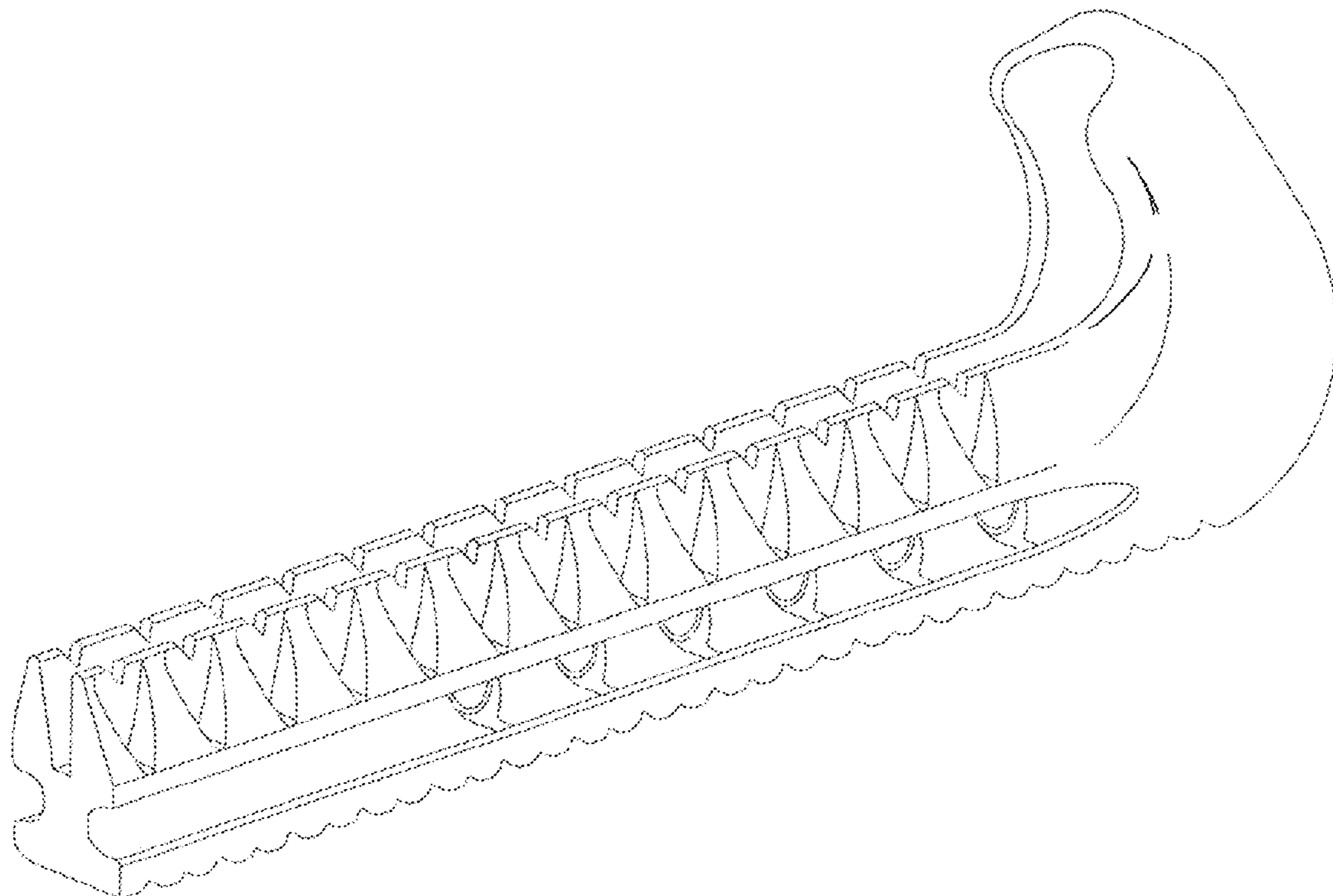
(57) **CLAIM**

The ornamental design for a skate guard, as shown and described.

**DESCRIPTION**

FIG. 1 is a side perspective view of a skate guard showing my new design;  
FIG. 2 is a right side view of the design, the left side view being a mirror image thereof; and,  
FIG. 3 is a top perspective view of the design.

**1 Claim, 3 Drawing Sheets**



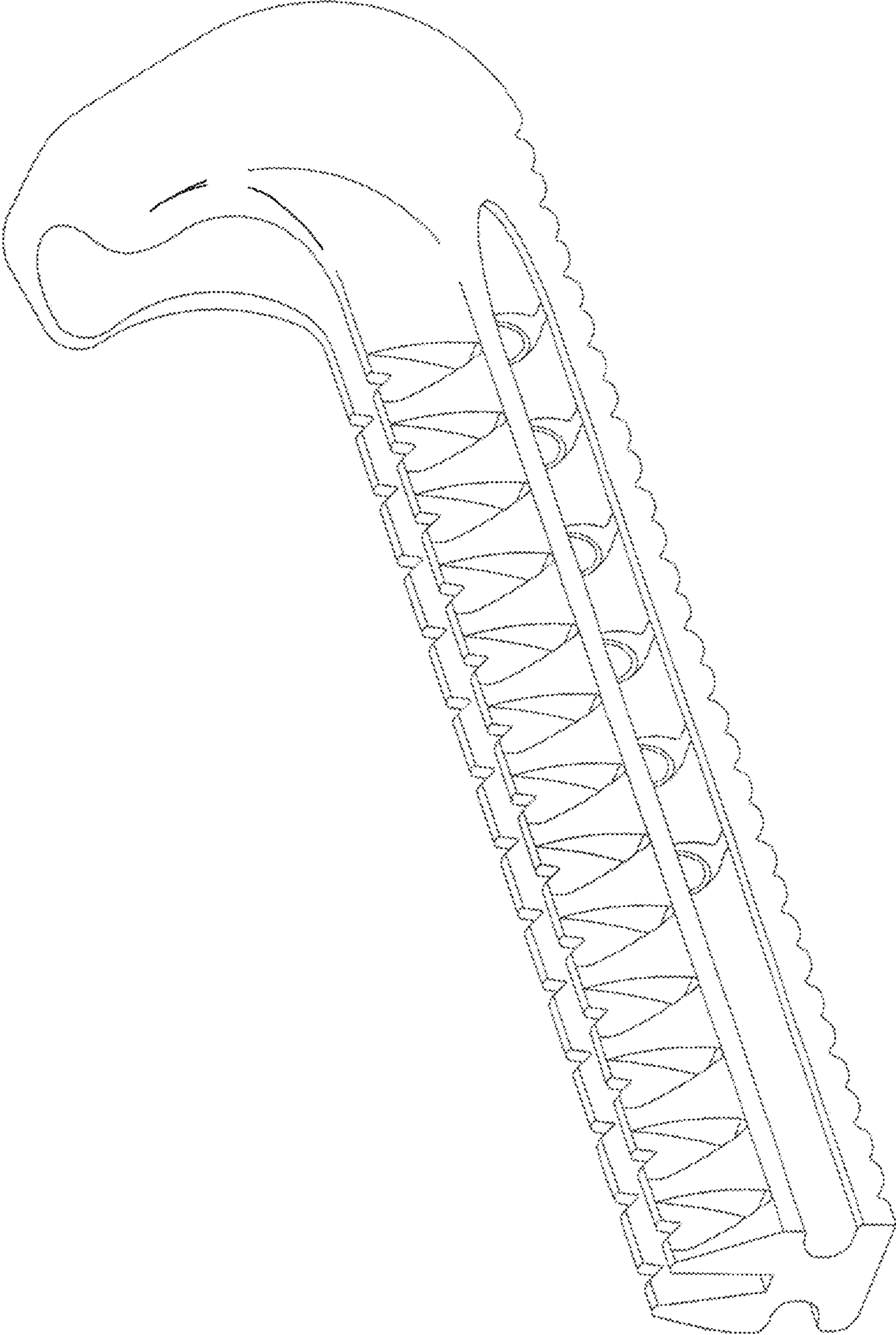


FIG. 1




FIG. 2

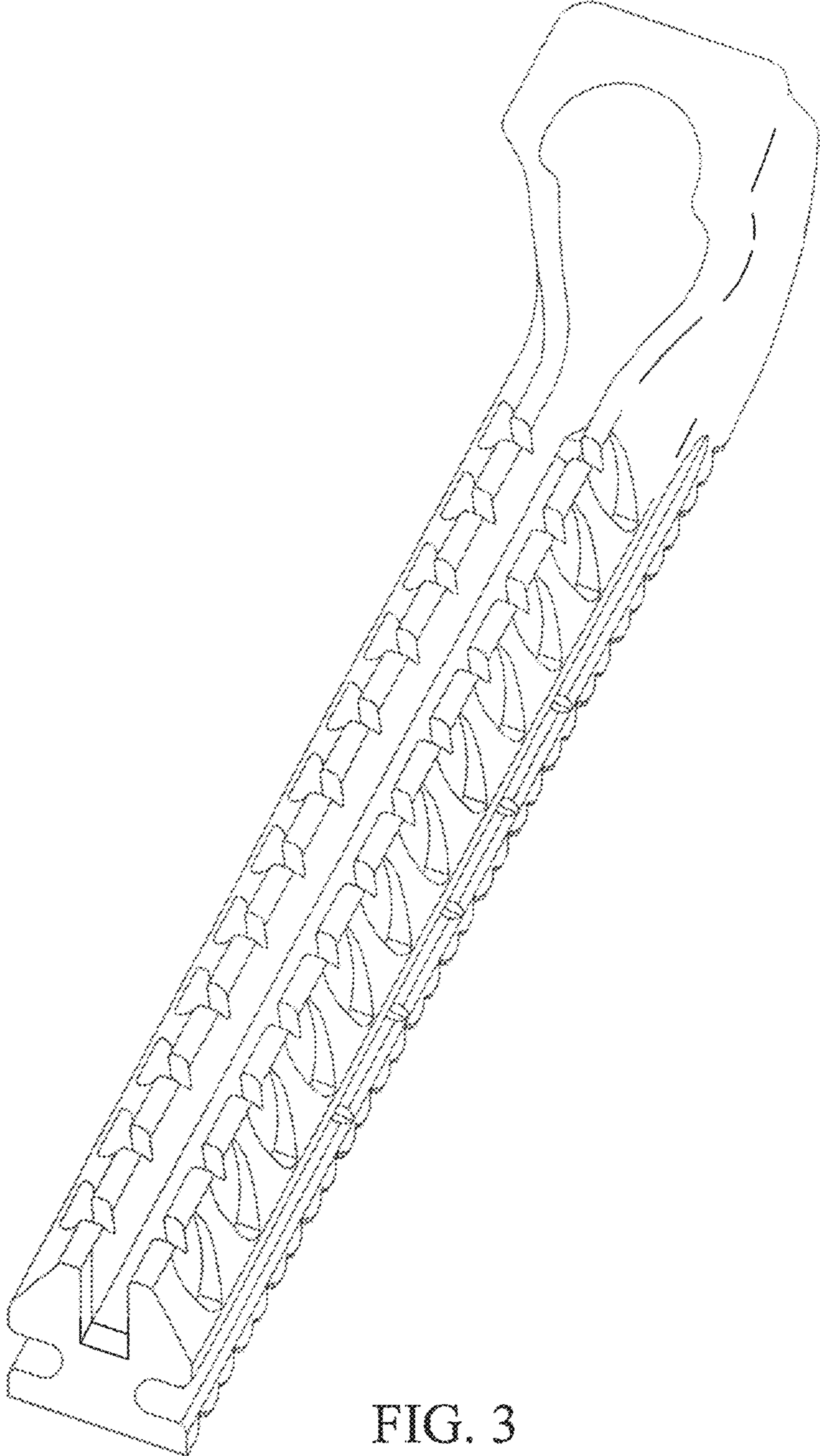


FIG. 3