



US00D875184S

(12) **United States Design Patent**  
**Zeng**

(10) **Patent No.:** **US D875,184 S**

(45) **Date of Patent:** **\*\* Feb. 11, 2020**

- (54) **TOY**
- (71) Applicant: **Minghe Zeng, Jian (CN)**
- (72) Inventor: **Minghe Zeng, Jian (CN)**
- (\*\*) Term: **15 Years**

- (21) Appl. No.: **29/674,845**
- (22) Filed: **Dec. 26, 2018**
- (51) **LOC (12) Cl.** ..... **21-01**
- (52) **U.S. Cl.**  
USPC ..... **D21/475**
- (58) **Field of Classification Search**  
USPC ..... D21/398, 404, 455, 459, 465, 468, 470,  
D21/475, 476, 300, 312, 336, 385, 397;  
D19/59, 62, 64; 446/1, 69, 71-73, 75,  
446/77, 227, 236, 487, 489, 491  
CPC .... A63H 33/00; A63H 33/003; A63H 33/006;  
A63H 33/30; A63H 33/42; A63H 33/04;  
A63F 7/0005; A63F 7/3622; A63F  
2007/0064; A63F 2007/4081; A63F 9/00;  
A63F 9/001; A63F 9/0012; A63F 9/0073;  
A63F 9/0078; A63F 9/06; A63F 9/0666;  
A63F 9/08; A63F 9/0819; A63F 9/0876;  
A63F 9/34; A63F 2009/0033; A63F  
2009/0035; A63F 2009/0668; A63F  
2250/025; A63F 2250/186; G09B 1/02;  
G09B 1/32; G09B 19/00; G09B 19/22  
See application file for complete search history.

(56) **References Cited**

**U.S. PATENT DOCUMENTS**

- 3,225,460 A \* 12/1965 Randell ..... A63F 9/24  
434/236
- 3,581,408 A \* 6/1971 Mohler ..... A63F 9/0876  
434/258
- D222,999 S \* 2/1972 Fujisawa ..... D21/470
- D223,847 S \* 6/1972 Laughlin ..... D21/470

- 4,062,543 A \* 12/1977 Loeffler ..... A63F 7/02  
273/110
- D262,549 S \* 1/1982 Clanton ..... D21/475
- D286,651 S \* 11/1986 Morey ..... D19/62
- D296,451 S \* 6/1988 Ming ..... D21/470
- D309,165 S \* 7/1990 Kaplan ..... D19/59

(Continued)

**FOREIGN PATENT DOCUMENTS**

- CA 2826497 A1 \* 11/2013
- CN 303310046 \* 7/2015

(Continued)

*Primary Examiner* — Catherine A Tuttle

(74) *Attorney, Agent, or Firm* — Law Offices of Steven W. Weinrieb

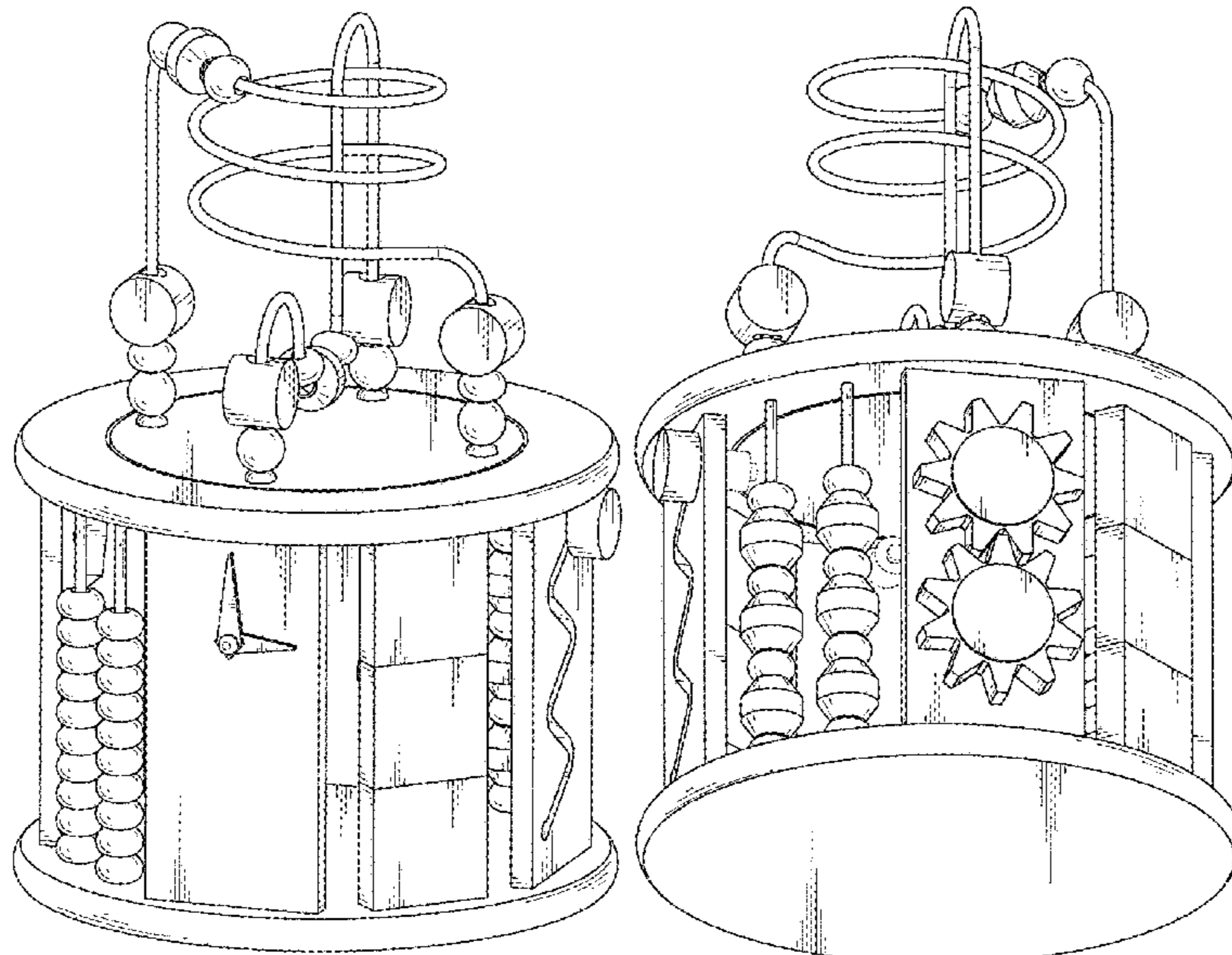
(57) **CLAIM**

The ornamental design for a toy, as shown and described.

**DESCRIPTION**

FIG. 1 is a front, right side, top perspective view of the toy showing my new design;  
 FIG. 2 is a rear, right side, bottom perspective view thereof;  
 FIG. 3 is a front elevational view thereof;  
 FIG. 4 is a rear elevational view thereof;  
 FIG. 5 is a left side elevational view thereof;  
 FIG. 6 is a right side elevational view thereof;  
 FIG. 7 is a top plan view thereof;  
 FIG. 8 is a bottom plan view thereof;  
 FIG. 9 is a front, right side, top perspective view thereof showing the base portion of the design together with broken line elements illustrative of one intended use; and,  
 FIG. 10 is a right, front and bottom perspective view showing the base portion of the design together with broken line elements illustrative of an alternative use.  
 The broken lines depicting elements being used in association with the toy form no part of the claimed design.

**1 Claim, 10 Drawing Sheets**



# US D875,184 S

(56)

## References Cited

### U.S. PATENT DOCUMENTS

D319,082 S \* 8/1991 Harris ..... D21/470  
 5,133,684 A \* 7/1992 Rhodes ..... A63H 33/00  
   248/153  
 D333,495 S \* 2/1993 Klaus ..... D21/468  
 5,249,808 A \* 10/1993 Batte ..... A63F 3/00006  
   273/146  
 5,292,276 A \* 3/1994 Manalo ..... G09B 19/00  
   434/258  
 D349,310 S \* 8/1994 Sundberg ..... D21/476  
 D353,164 S \* 12/1994 Meei-Lin ..... D21/470  
 D391,999 S \* 3/1998 Chininis ..... D21/475  
 D393,889 S \* 4/1998 Chesler ..... D21/468  
 6,203,398 B1 \* 3/2001 Lin ..... A63H 33/00  
   446/489  
 D451,969 S \* 12/2001 Chesler ..... D21/468  
 D717,883 S \* 11/2014 Chase ..... D21/455

D754,800 S \* 4/2016 Hu ..... D21/468  
 D806,178 S \* 12/2017 Chow ..... D21/475  
 D818,054 S \* 5/2018 McLachlan ..... D21/468  
 2004/0259466 A1 \* 12/2004 Maxwell ..... A63H 33/042  
   446/487  
 2009/0111351 A1 \* 4/2009 Krochak ..... A63F 9/34  
   446/137

### FOREIGN PATENT DOCUMENTS

CN           303455241       \* 11/2015  
 CN           304519930       \* 2/2018  
 CN           304560546       \* 3/2018  
 CN           304665744       \* 6/2018  
 CN           304835279       \* 9/2018  
 EM       002089730-0001       \* 8/2012  
 FR                   2241326 A1 \* 3/1975 ..... A63F 9/08  
 WO       WO-2016155356 A1 \* 10/2016 ..... A63H 33/00

\* cited by examiner

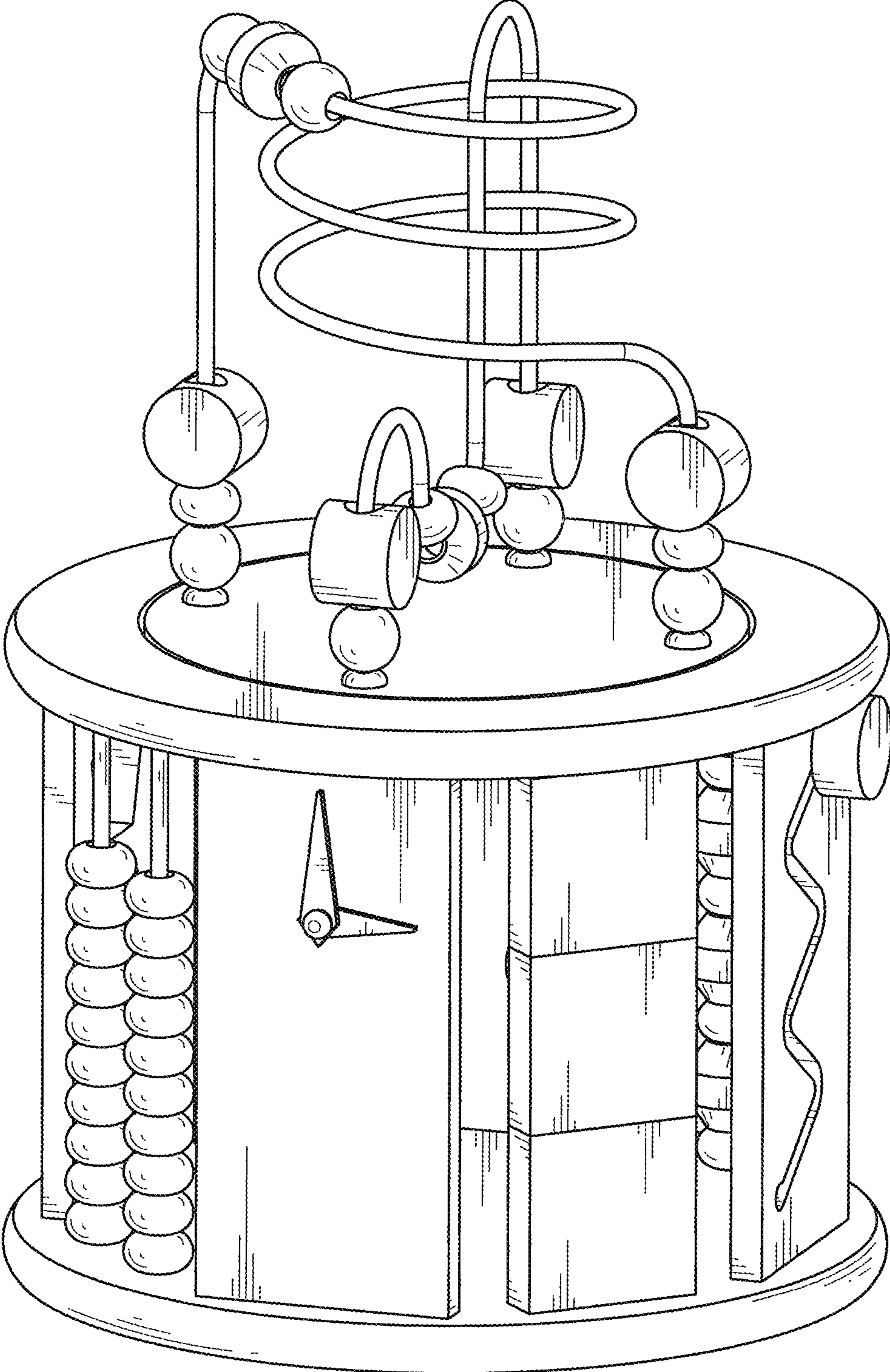


FIG. 1

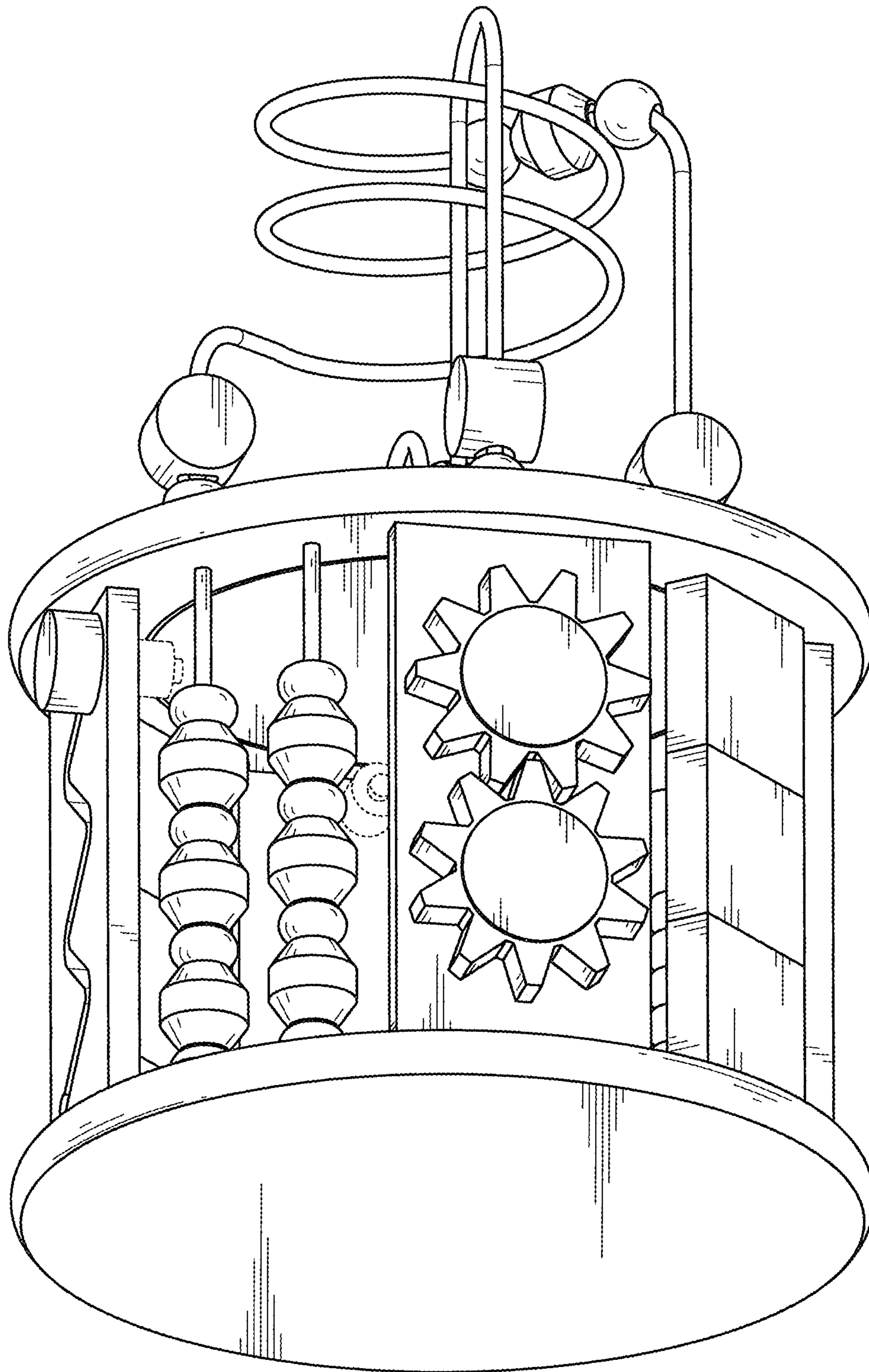


FIG. 2

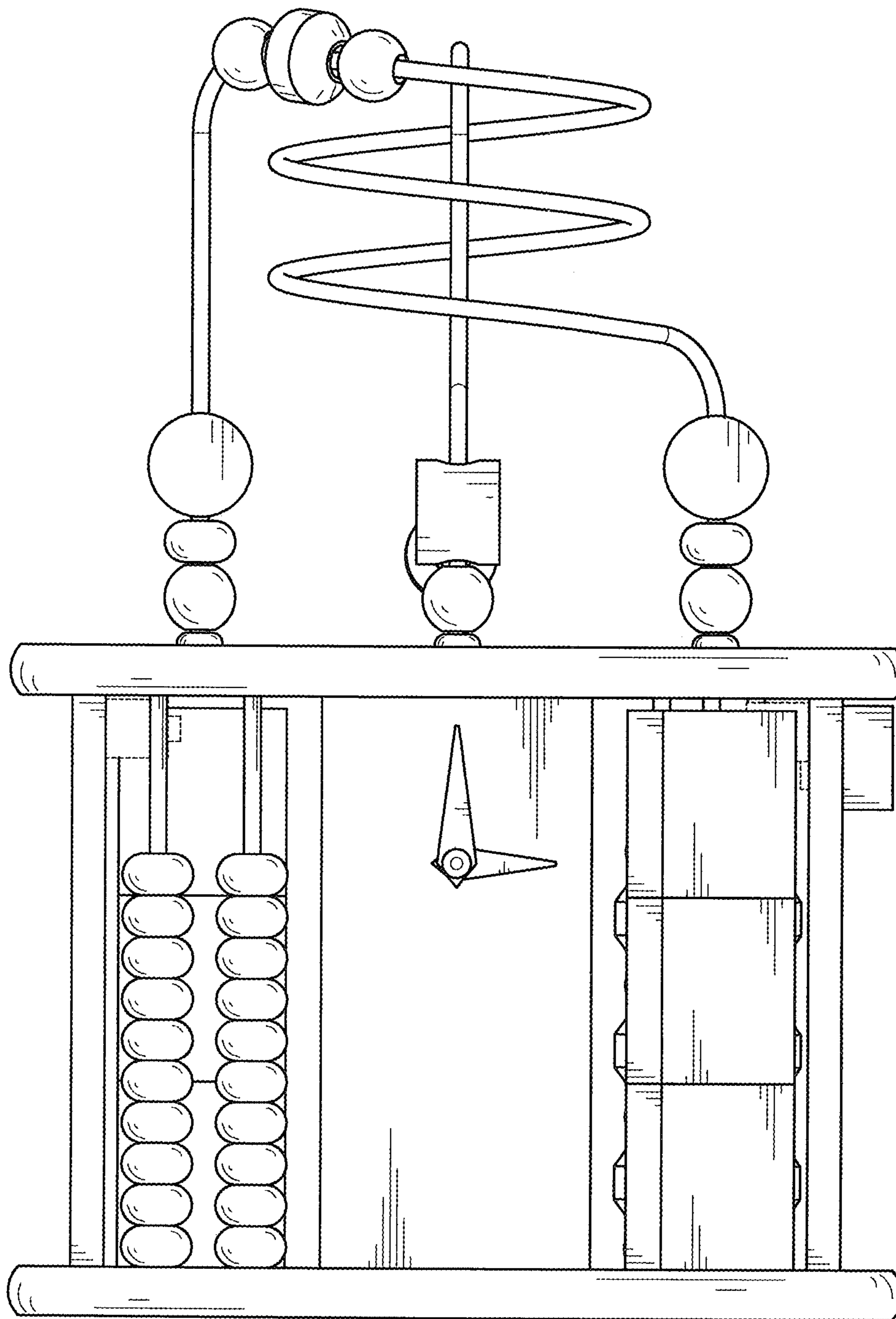


FIG. 3




FIG. 4

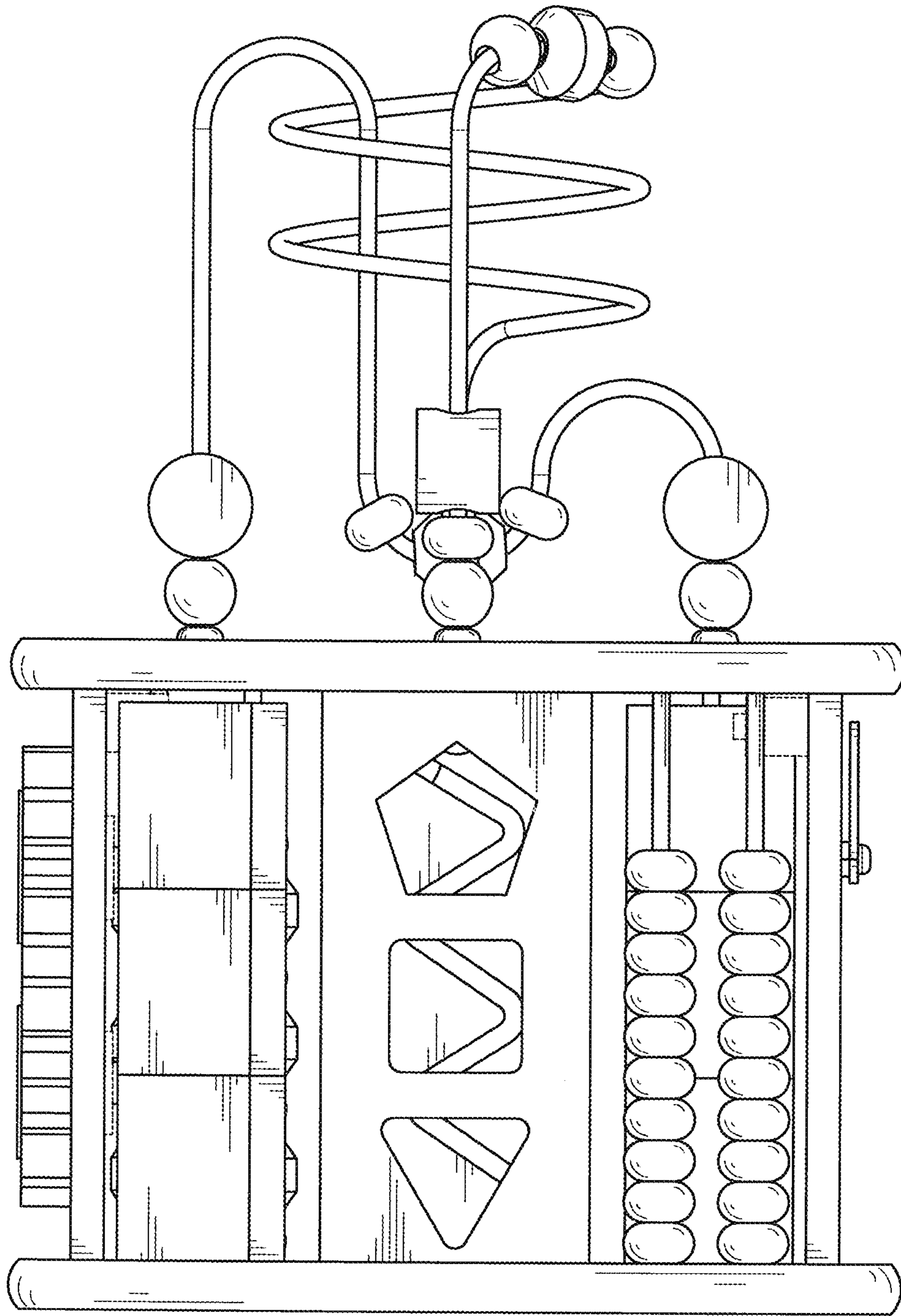


FIG. 5

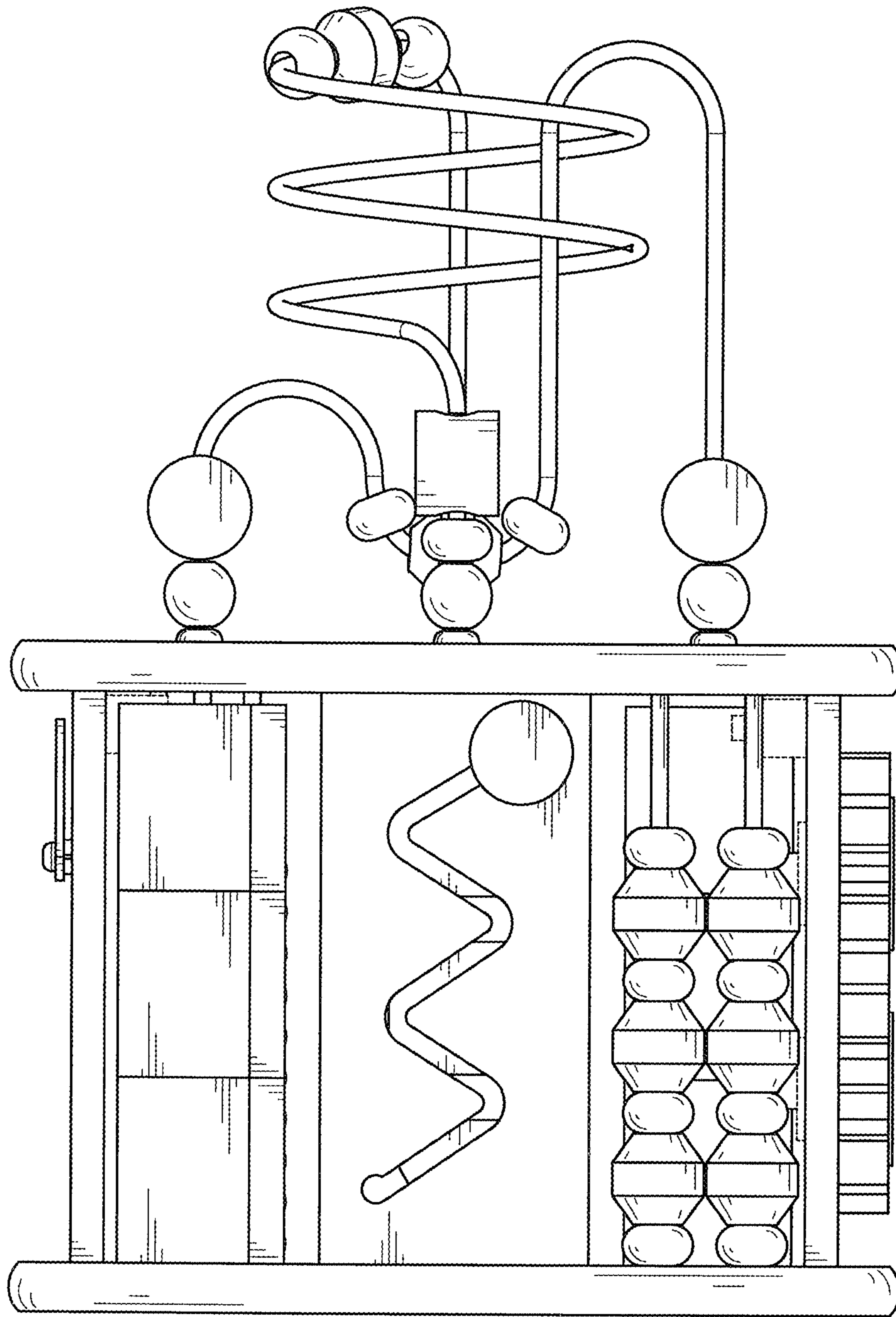


FIG. 6



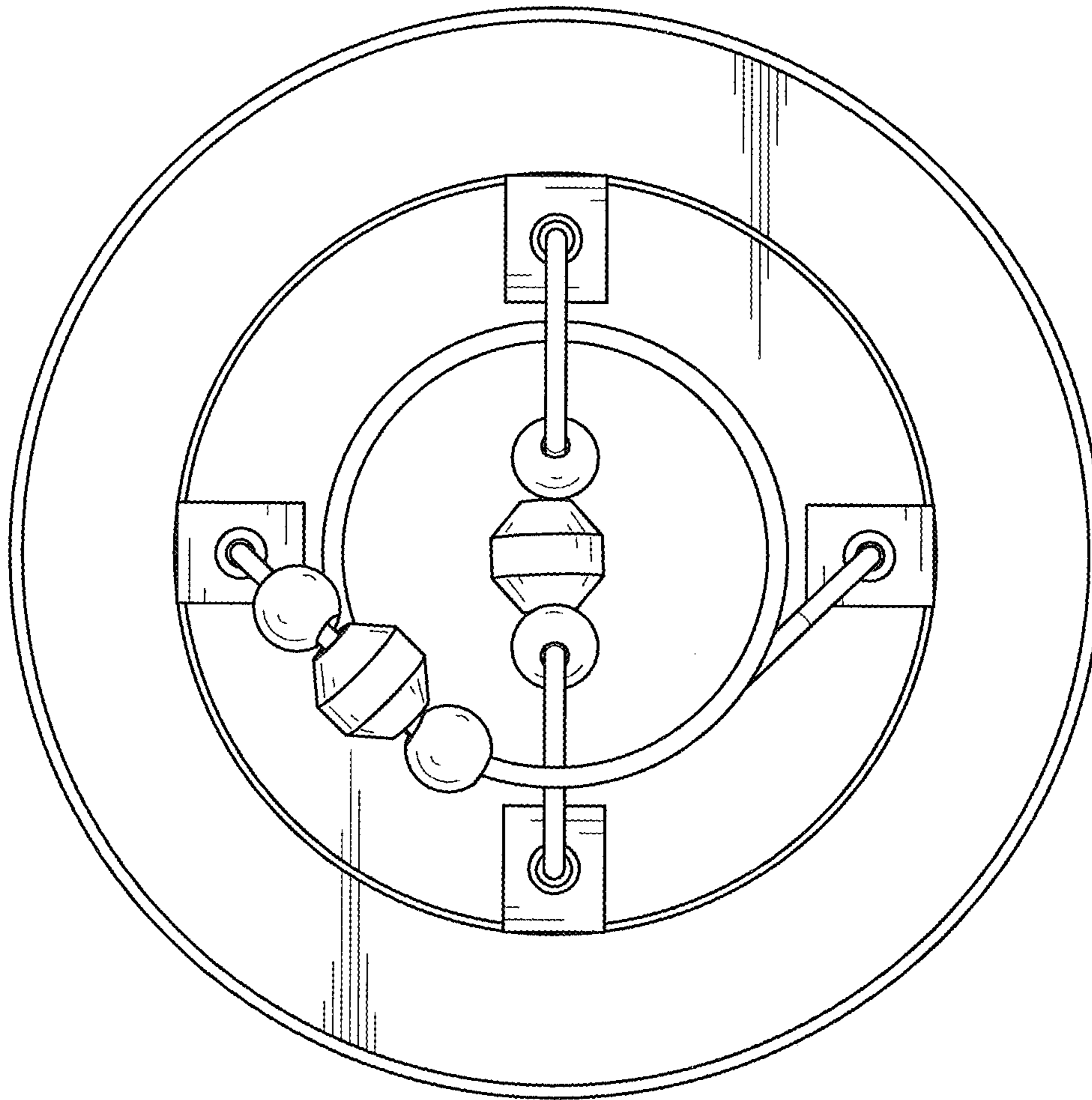


FIG. 7

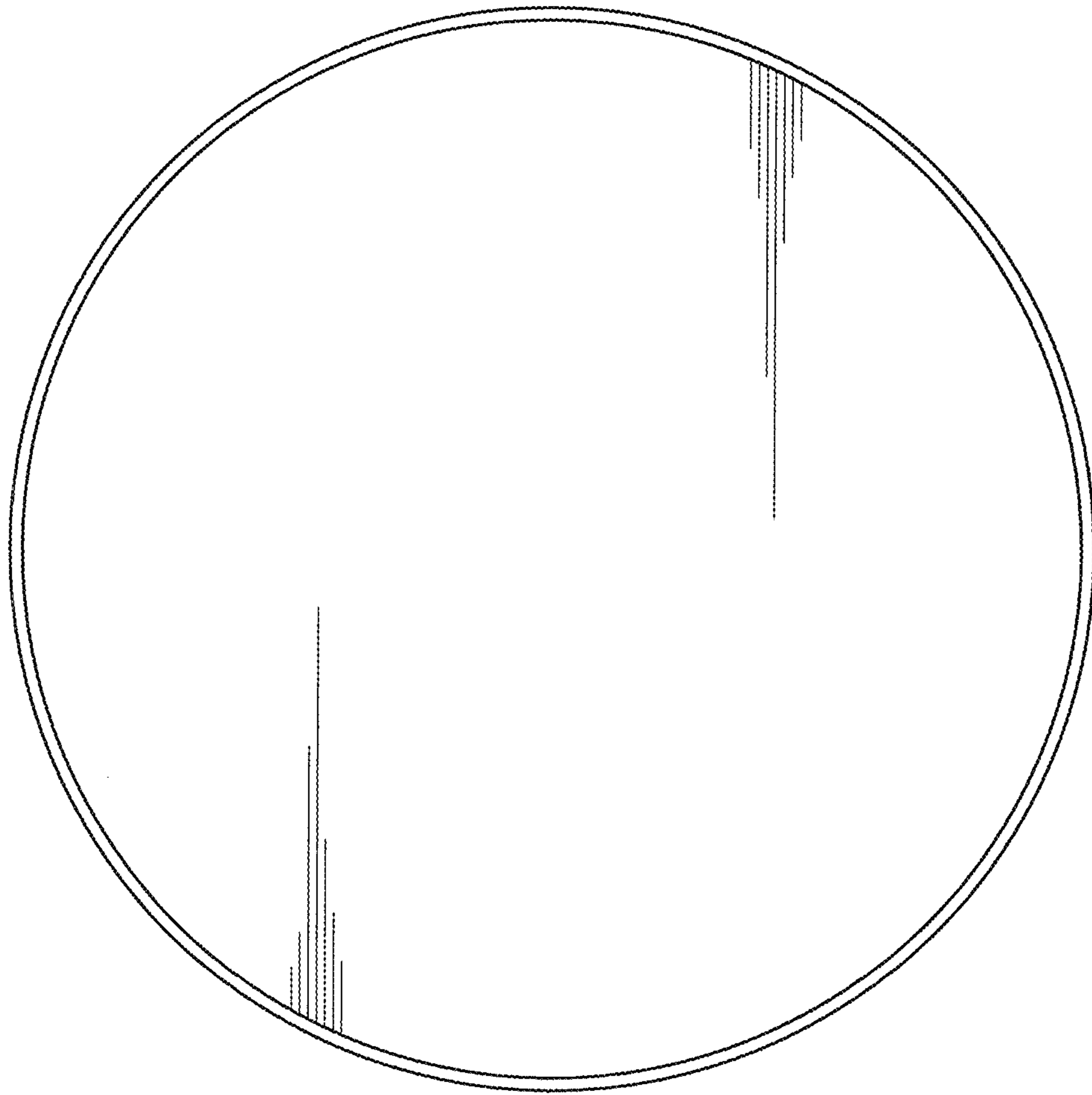


FIG. 8

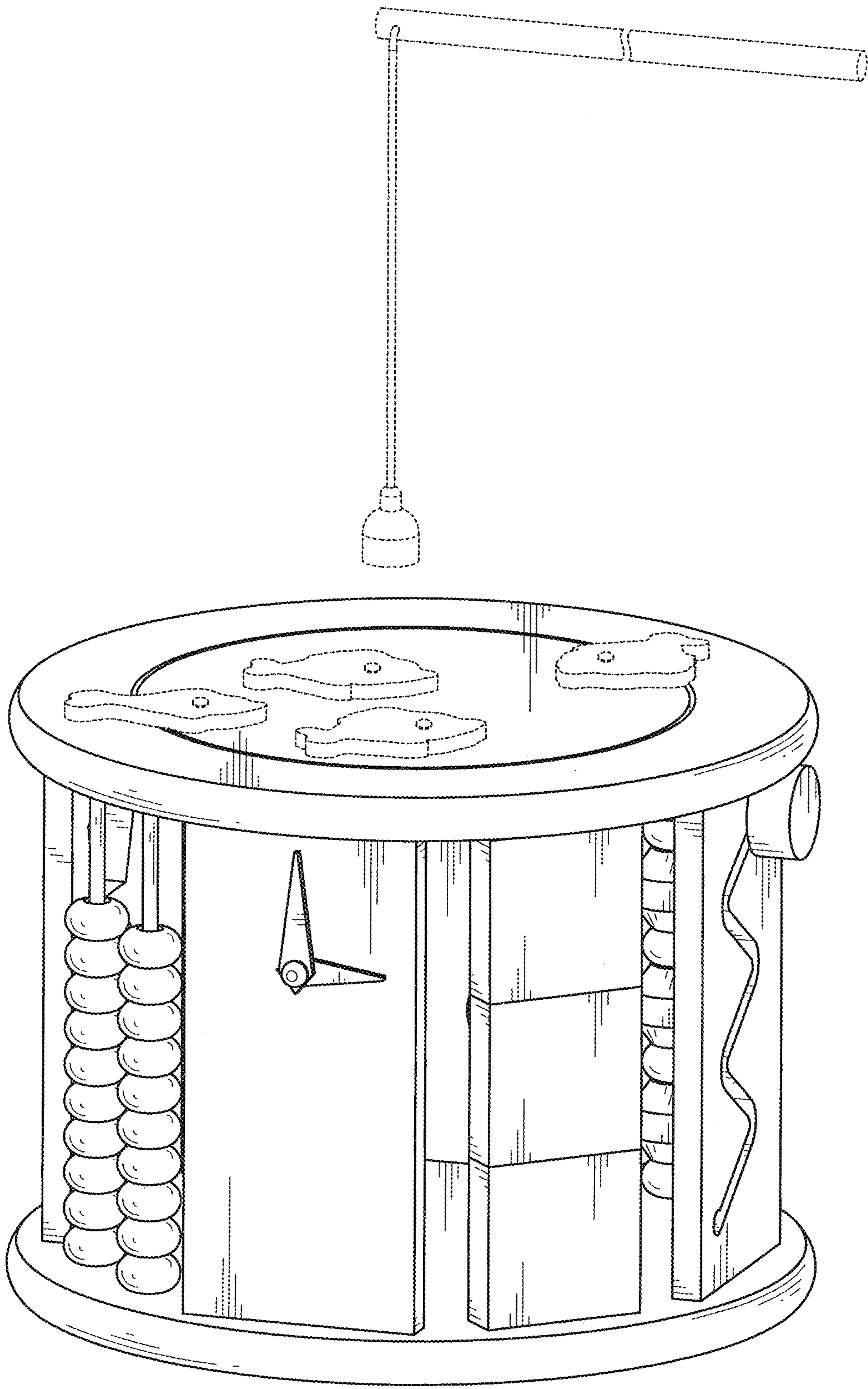


FIG. 9

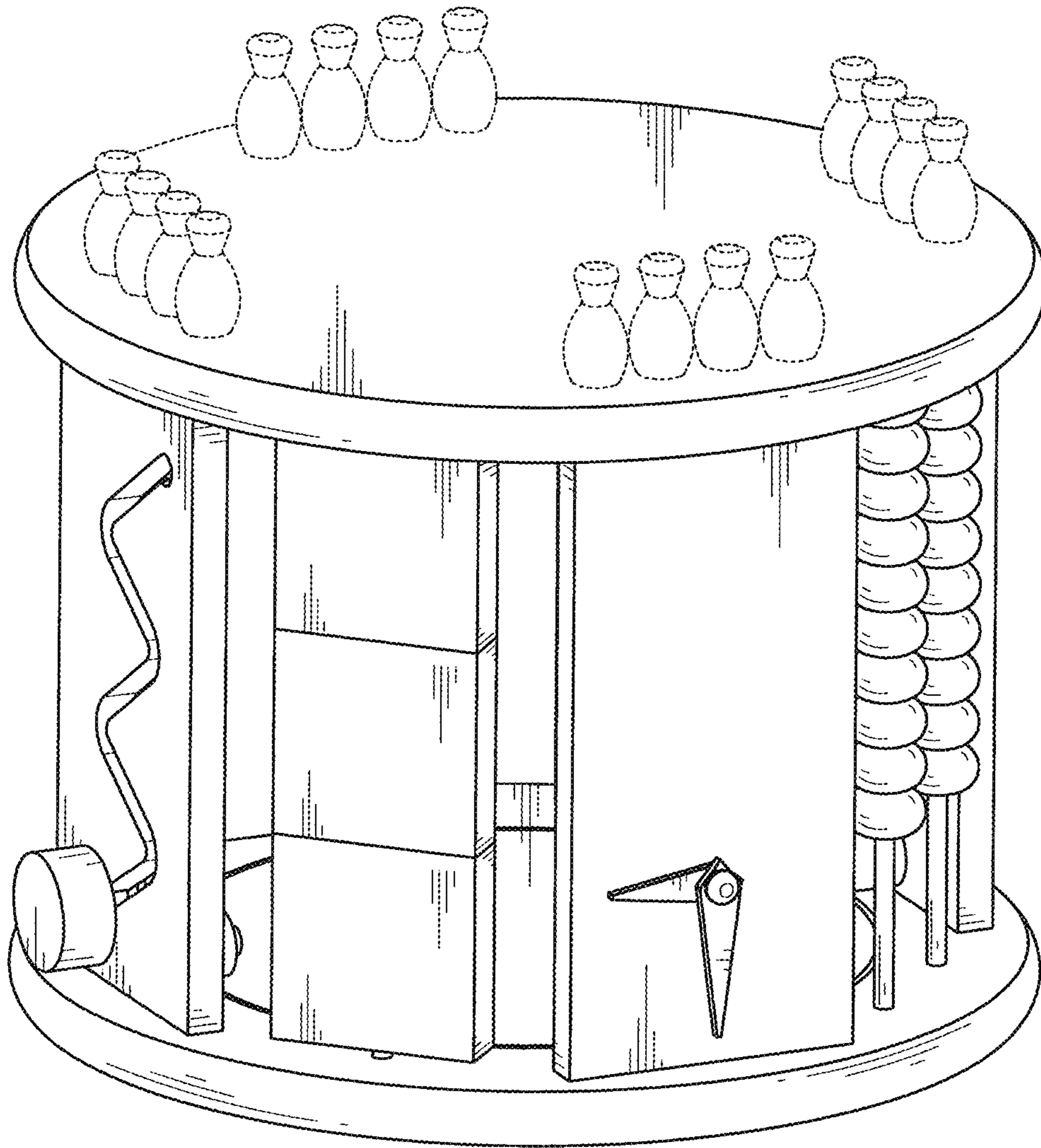


FIG. 10