



US00D875161S

(12) **United States Design Patent**
Kawa et al.

(10) **Patent No.:** **US D875,161 S**

(45) **Date of Patent:** **** Feb. 11, 2020**

(54) **CAMERA**

(71) Applicants: **Toshihiko Kawa**, Ohta-ku (JP);
Tomohiko Sasaki, Ohta-ku (JP)

(72) Inventors: **Toshihiko Kawa**, Ohta-ku (JP);
Tomohiko Sasaki, Ohta-ku (JP)

(73) Assignee: **Ricoh Company, Ltd.**, Tokyo (JP)

(**) Term: **15 Years**

(21) Appl. No.: **29/668,253**

(22) Filed: **Oct. 29, 2018**

(30) **Foreign Application Priority Data**

May 24, 2018 (JP) 2018-011343

(51) **LOC (12) Cl.** **16-01**

(52) **U.S. Cl.**
USPC **D16/208**; D14/372

(58) **Field of Classification Search**
USPC D14/129, 203.5, 203.6, 372, 496;
D16/200–204, 208, 218, 219, 300, 309;
181/129, 130, 198; 348/148, 151,
348/373–376; 351/158; 455/569.1,
455/575.1, 575.2
CPC G10K 11/02; G10K 11/004; H04R 1/1008;
H04N 5/2251; H04N 5/2252; H04N
5/2253; H04N 5/2254; H04M 1/0214;
H04M 1/23; H04M 1/6066
See application file for complete search history.

(56) **References Cited**

U.S. PATENT DOCUMENTS

D439,574 S * 3/2001 Katayama D14/192
D659,740 S * 5/2012 Olsson D16/300

D680,147 S * 4/2013 Konishi D16/208
D697,962 S * 1/2014 Olsson D16/300
D701,506 S * 3/2014 Pombo D14/372
D711,373 S * 8/2014 Lee D14/372
D717,796 S * 11/2014 Olsson D14/372
D718,765 S * 12/2014 Olsson D14/372
D738,420 S * 9/2015 Lee D14/372
D793,357 S * 8/2017 Afshar D14/205
D793,391 S * 8/2017 Nakagawa D14/372
D819,716 S * 6/2018 Kim D16/208
2010/0045928 A1 * 2/2010 Levy H04M 1/05
351/158

* cited by examiner

Primary Examiner — Ramzi S Almatrahi

(74) *Attorney, Agent, or Firm* — Oblon, McClelland,
Maier & Neustadt, L.L.P.

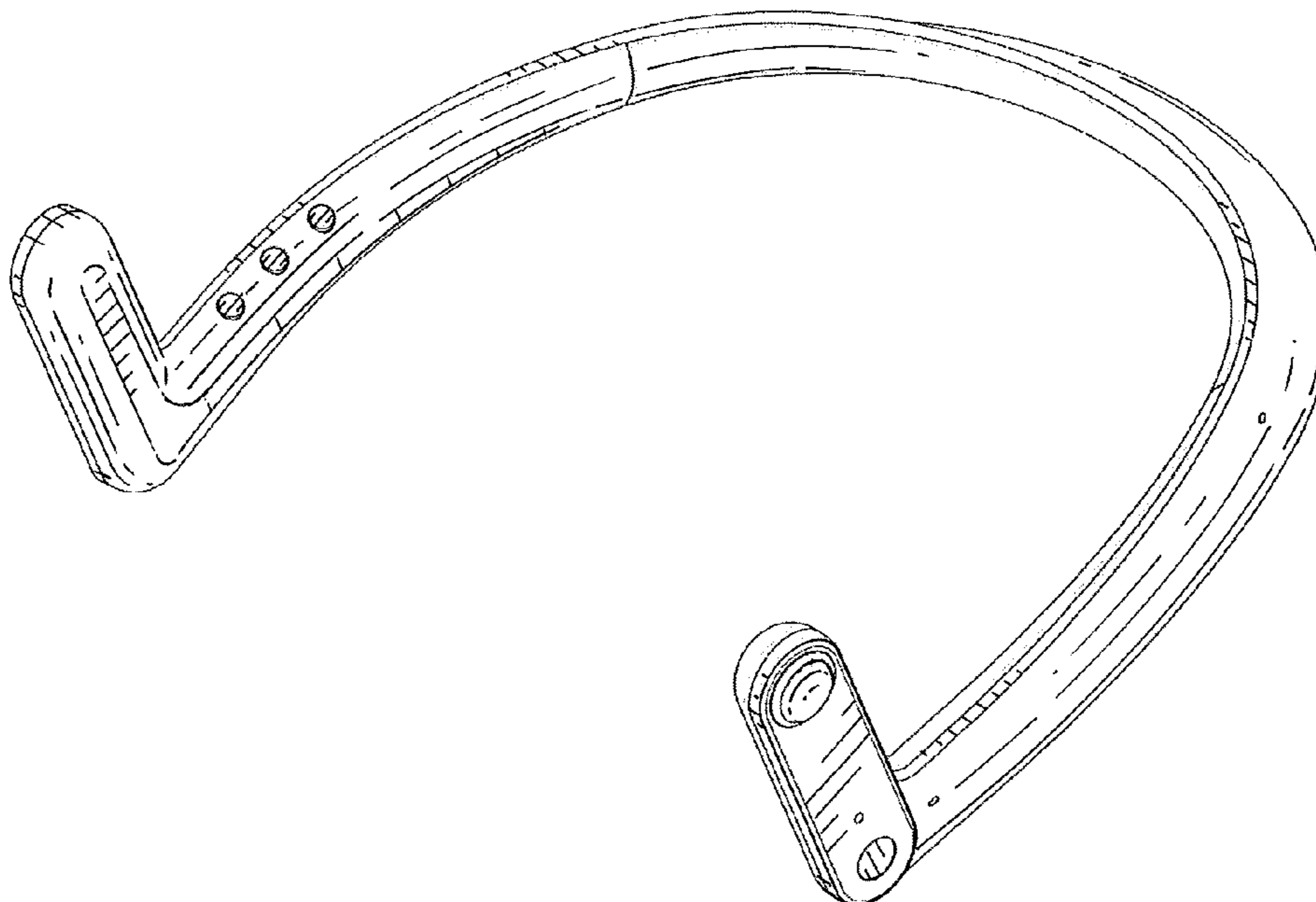
(57) **CLAIM**

The ornamental design for a camera, as shown and described.

DESCRIPTION

FIG. 1 is a top, rear and right side perspective view of a camera;
FIG. 2 is a front elevational view thereof;
FIG. 3 is a rear elevational view thereof;
FIG. 4 is a top plan view thereof;
FIG. 5 is a bottom plan view thereof; and,
FIG. 6 is a left side elevational view thereof, the right side elevational view being a mirror image of the left side elevational view.

1 Claim, 5 Drawing Sheets



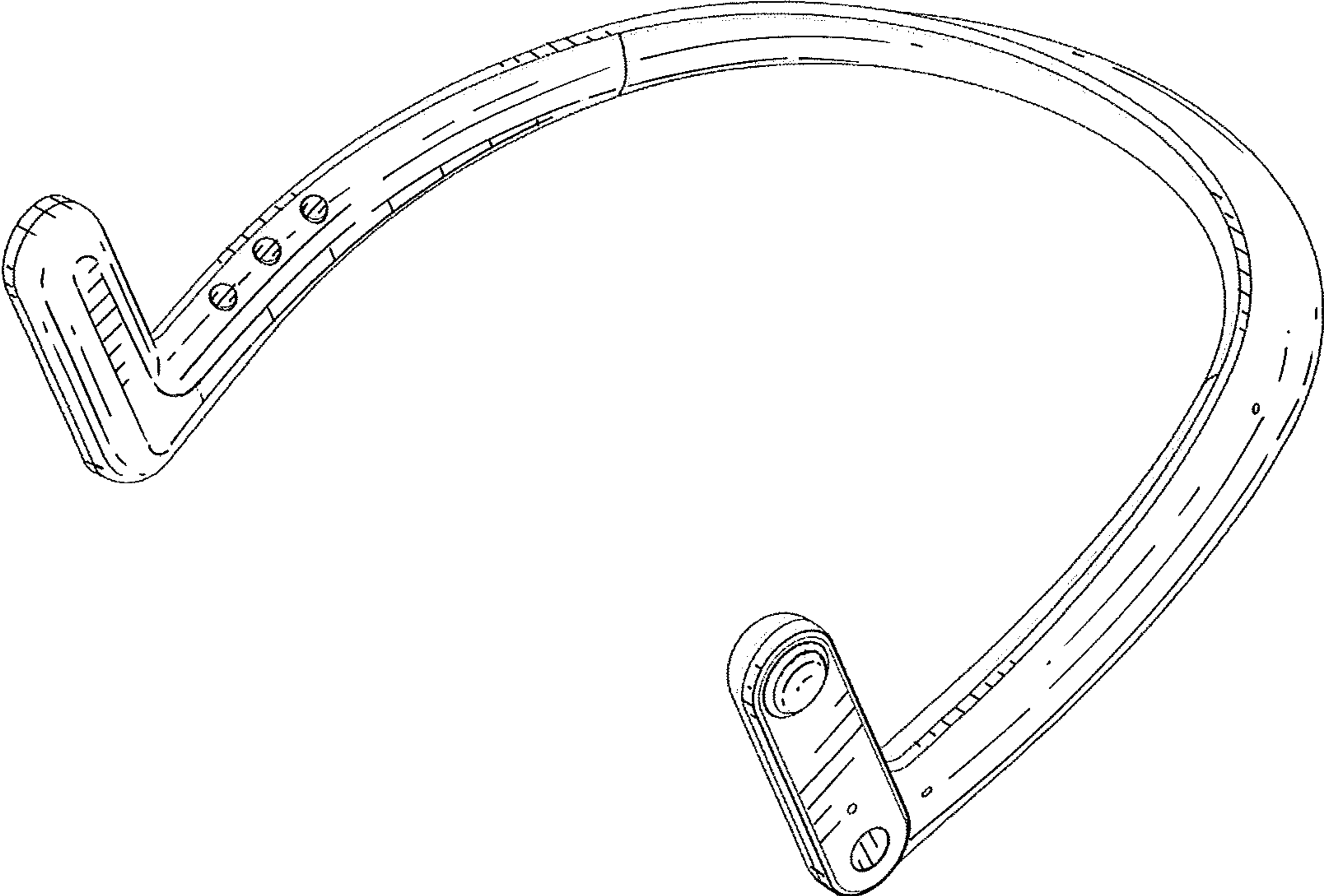


FIG. 1




FIG. 2

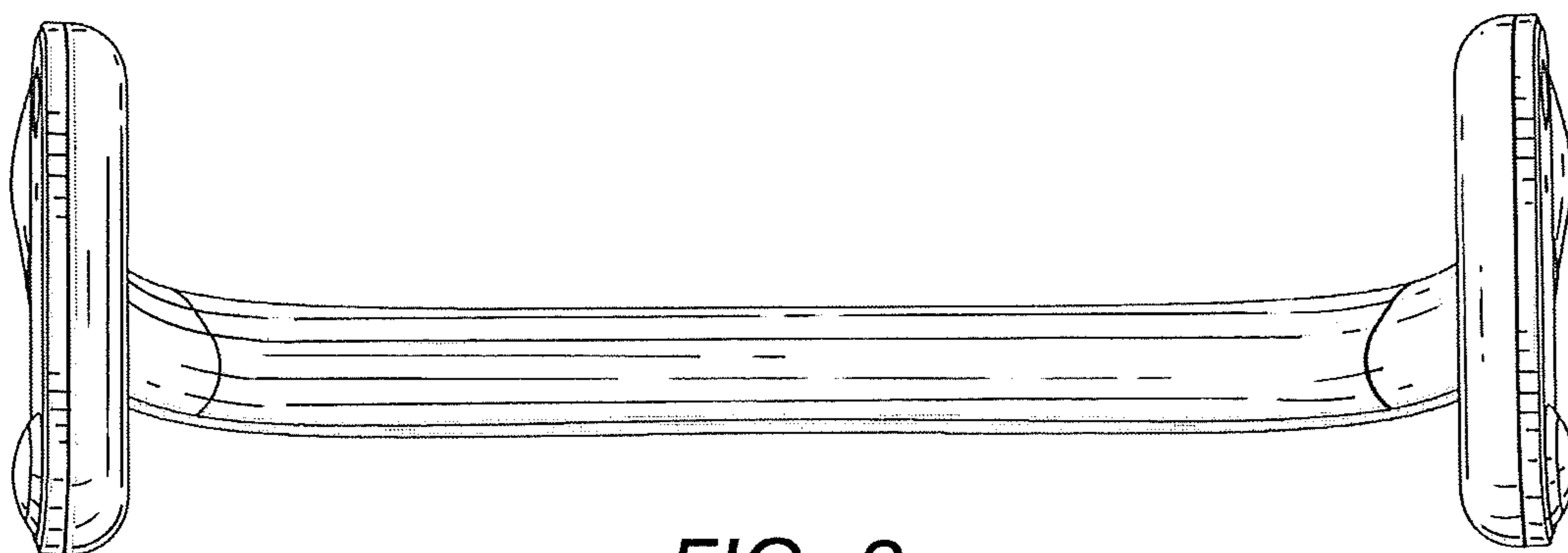


FIG. 3

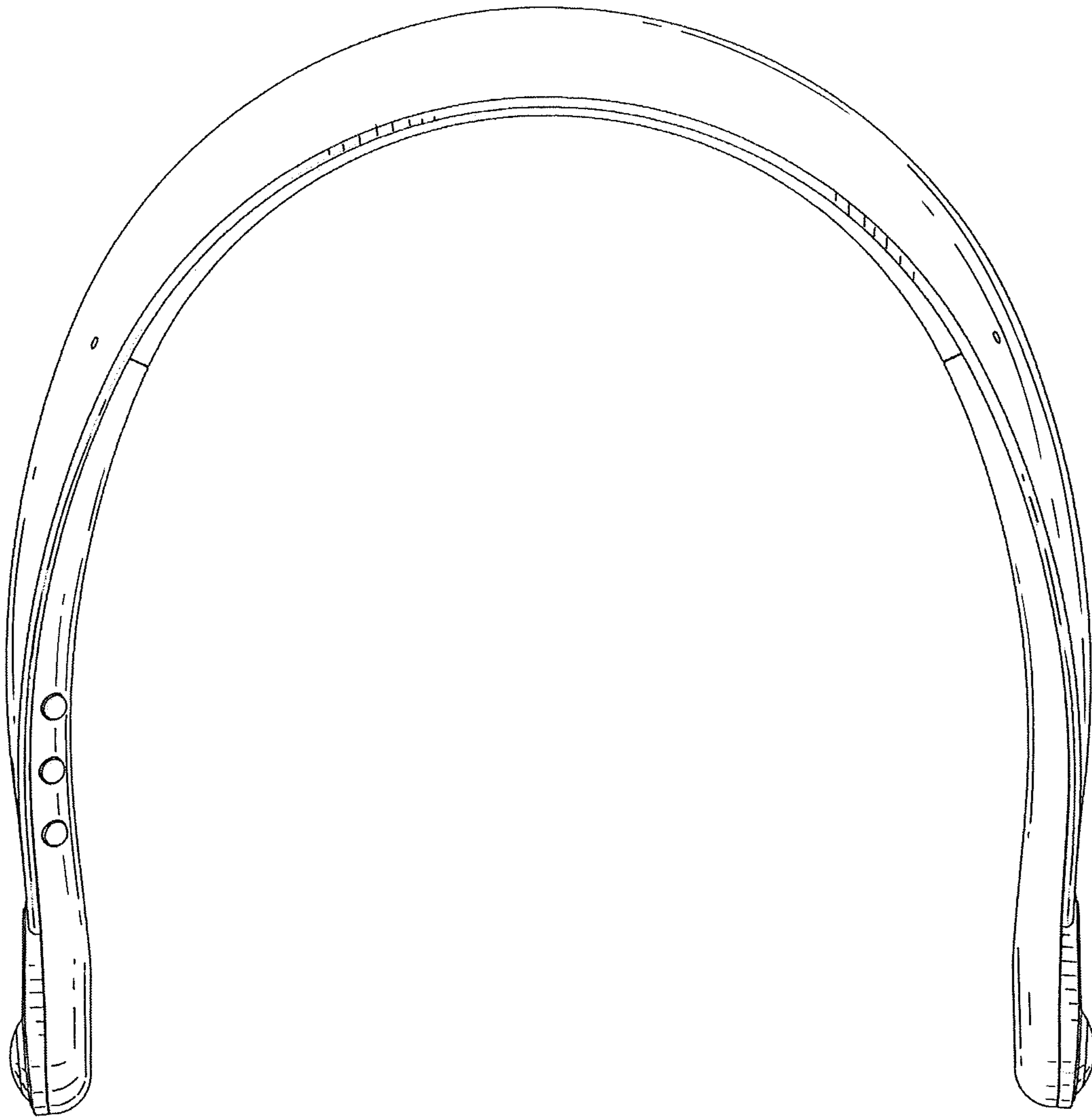


FIG. 4

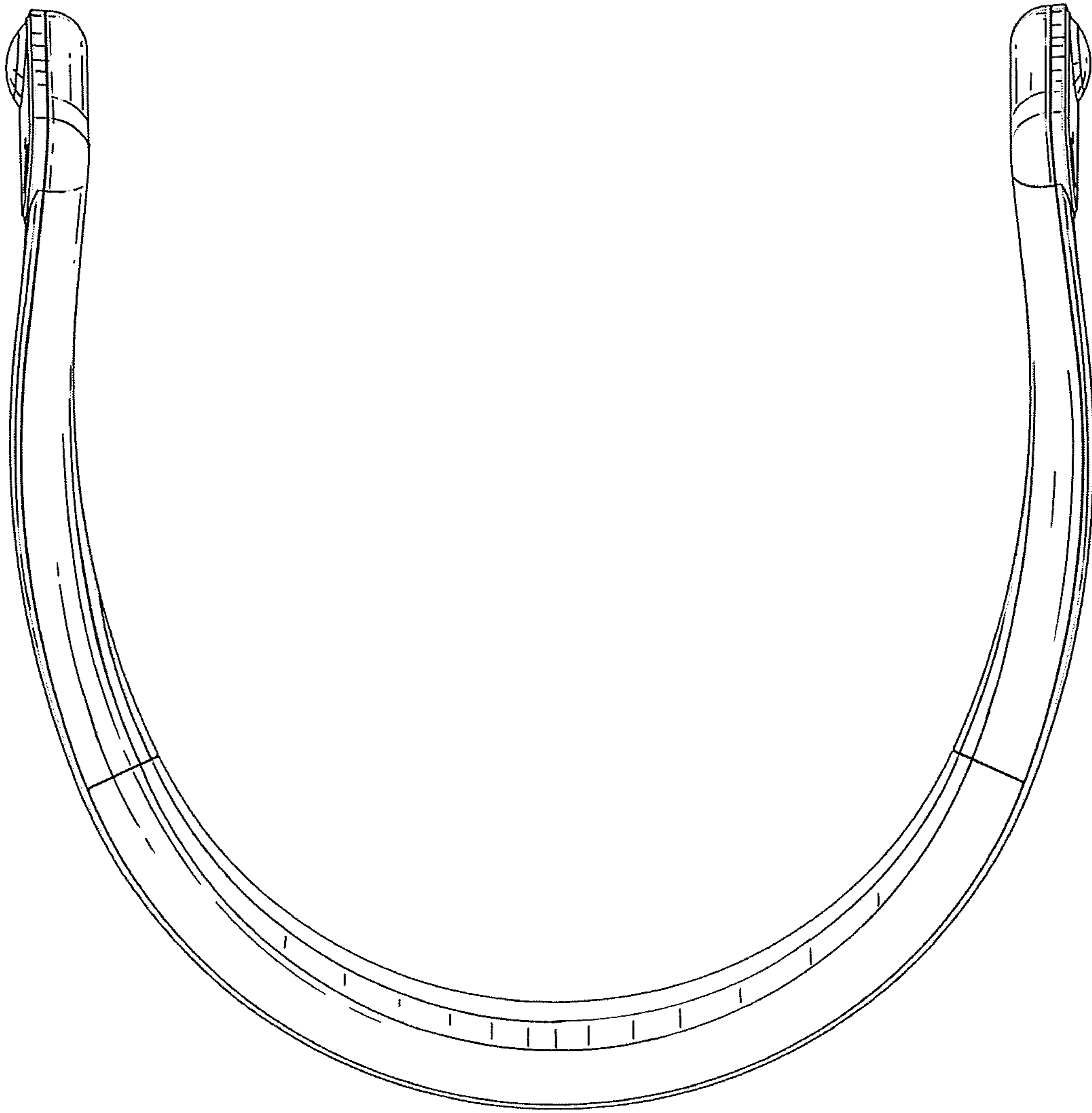


FIG. 5




FIG. 6