



US00D875146S

(12) **United States Design Patent** (10) **Patent No.:** **US D875,146 S**
Spatz et al. (45) **Date of Patent:** **** Feb. 11, 2020**

(54) **DIRECTIONAL DRILLING ASSEMBLY**

(56) **References Cited**

(71) Applicants: **Edward C. Spatz**, San Marcos, TX
(US); **Michael R. Reese**, Houston, TX
(US); **David P. Miess**, Spring, TX
(US); **Gregory Prevost**, Spring, TX
(US)

U.S. PATENT DOCUMENTS

D139,795 S	*	12/1944	Terry	D15/138
D139,796 S	*	12/1944	Terry	D15/138
2,919,897 A		1/1960	Sims		
3,561,549 A		2/1971	Garrison et al.		
4,465,147 A		8/1984	Feenstra et al.		
4,485,879 A		12/1984	Kamp et al.		
4,729,438 A		3/1988	Walker et al.		

(Continued)

(72) Inventors: **Edward C. Spatz**, San Marcos, TX
(US); **Michael R. Reese**, Houston, TX
(US); **David P. Miess**, Spring, TX
(US); **Gregory Prevost**, Spring, TX
(US)

OTHER PUBLICATIONS

(73) Assignee: **XR Lateral, LLC**, Houston, TX (US)

Baker Hughes Incorporated; "Navi-Drill Motor Handbook"; revised Jan. 2017 [206 pages].

(**) Term: **15 Years**

(Continued)

(21) Appl. No.: **29/640,193**

Primary Examiner — Khawaja Anwar

(22) Filed: **Mar. 12, 2018**

(74) *Attorney, Agent, or Firm* — Michael S. McCoy;
Amatong McCoy LLC

(51) **LOC (12) Cl.** **15-03**

(52) **U.S. Cl.**
USPC **D15/138**

(57) **CLAIM**

(58) **Field of Classification Search**
USPC D8/107, 300; D15/132, 138, 139, 140
CPC E21B 17/01; E21B 21/08; E21B 2034/007;
E21B 21/001; E21B 23/01; E21B 33/064;
E21B 33/134; E21B 34/14; E21B 43/08;
E21B 43/26; E21B 44/00; E21B 47/00;
E21B 47/024; E21B 47/12; E21B 47/122;
E21B 10/322; E21B 10/325; E21B 10/42;
E21B 10/43; E21B 10/567; E21B
10/5673; E21B 10/62; E21B 17/017;
E21B 17/023; E21B 17/07; E21B 19/004;
E21B 19/06; E21B 19/08; E21B 19/10;
E21B 19/146; E21B 19/155; E21B 19/16;
E21B 2021/006; E21B 21/067; E21B
21/103; E21B 21/106; E21B 29/00; E21B
29/06; E21B 31/00; E21B 31/20; E21B
33/00; E21B 33/06; E21B 33/062; E21B
33/063; E21B 33/12; E21B 33/124; E21B
33/129; E21B 33/1294; E21B 34/06

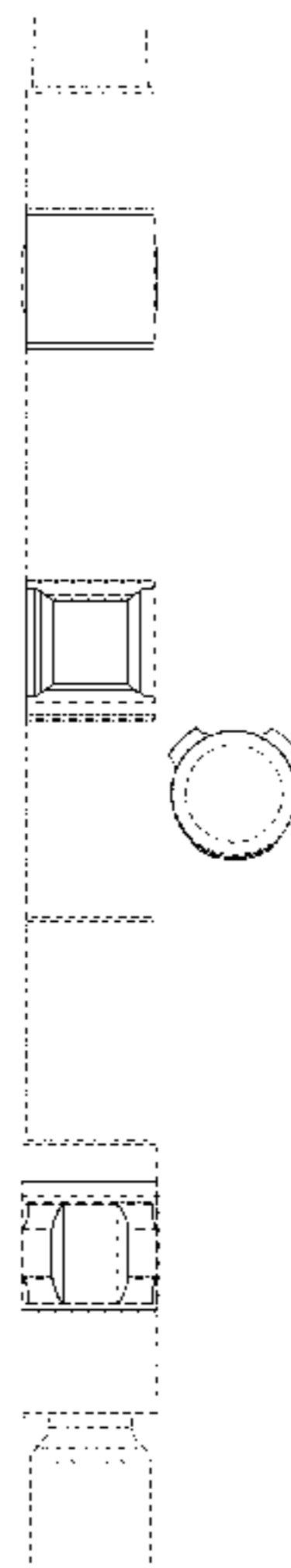
The ornamental design for a directional drilling assembly, as shown and described.

DESCRIPTION

FIG. 1 is a front elevation view of a directional drilling assembly showing our new design;
FIG. 2 is a left-side elevation view thereof;
FIG. 3 is a right-side elevation view thereof;
FIG. 4 is a rear elevation view thereof;
FIG. 5 is a cross-sectional view taken along line 5-5 in FIG. 4; and,
FIG. 6 is a cross-sectional view along line 6-6 in FIG. 4.
The broken lines in the drawings illustrate portions of the directional drilling assembly that form no part of the claimed design.

See application file for complete search history.

1 Claim, 1 Drawing Sheet



(56)

References Cited

U.S. PATENT DOCUMENTS

4,848,490 A 7/1989 Anderson
 6,073,707 A 6/2000 Noe et al.
 6,244,796 B1 * 6/2001 Schuebel B23B 49/008
 144/136.95
 6,722,453 B1 4/2004 Crooks
 D508,061 S * 8/2005 Kotala D15/132
 D525,634 S * 7/2006 Kotala D15/132
 8,162,081 B2 4/2012 Ballard et al.
 D710,174 S * 8/2014 Moss D8/70
 D710,175 S 8/2014 Moss et al.
 D710,176 S 8/2014 Santamarina
 D713,706 S 9/2014 Jing et al.
 D717,626 S 11/2014 Dickrede
 D719,196 S * 12/2014 Burca D15/132
 D731,277 S 6/2015 Manwaring et al.
 D732,364 S 6/2015 Rinaldis et al.
 9,163,460 B2 10/2015 Isenhour et al.
 D777,811 S * 1/2017 Winiger D15/132
 D786,645 S 5/2017 Svendsen et al.
 D793,831 S 8/2017 Russell et al.
 D793,832 S 8/2017 Russell et al.
 D793,833 S 8/2017 Russell et al.
 D813,003 S 3/2018 Chang
 9,963,938 B2 5/2018 Foote et al.
 D837,272 S * 1/2019 Hewitt D15/138

OTHER PUBLICATIONS

Cobra Downhole Motors; "Motor Manual" dated Feb. 2016 [126 pages].
 National Oilwell Varco; "Drilling Motors", 2011 [20 pages].
 Schlumberger; "Powerpak, Steerable Motor Handbook", 2004 [204 pages].
 Spatz, et al.; U.S. Appl. No. 29/616,762, filed Sep. 8, 2017 [3 pages].
 Spatz, et al.; U.S. Appl. No. 29/616,766, filed Sep. 8, 2017 [3 pages].
 Spatz, et al.; U.S. Appl. No. 29/616,768, filed Sep. 8, 2017 [3 pages].
 Spatz, et al.; U.S. Appl. No. 29/616,772, filed Sep. 8, 2017 [3 pages].
 Spatz, et al.; U.S. Appl. No. 29/616,773, filed Sep. 8, 2017 [3 pages].
 Spatz, et al.; U.S. Appl. No. 29/616,776, filed Sep. 8, 2017 [3 pages].
 Tomahawk Downhole, L.L.C.; "The Cutting Edge in Mud Motors and Mud Motor Components, Motor Handbook" Rev. Jul. 2011 [79 pages].
 Wenzel Downhole Tools; "Motor Handbook", 4th Edition Ver. 1.0a; Issue Date, Dec. 23, 2013 [135 pages].

* cited by examiner

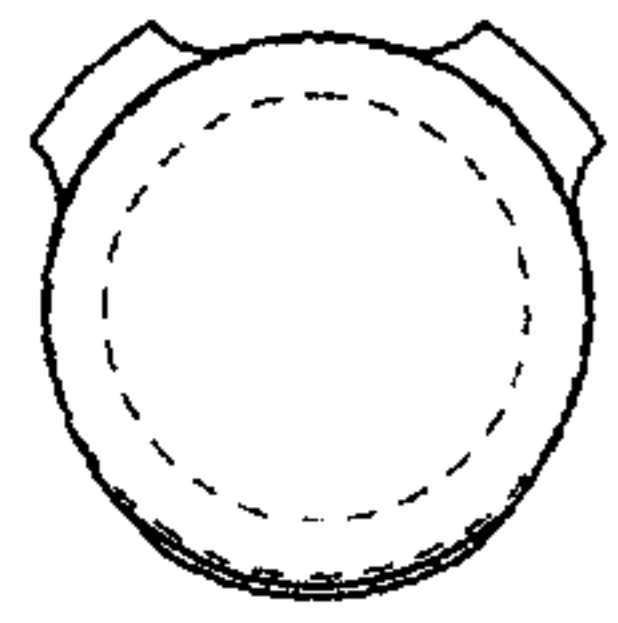


FIG. 5

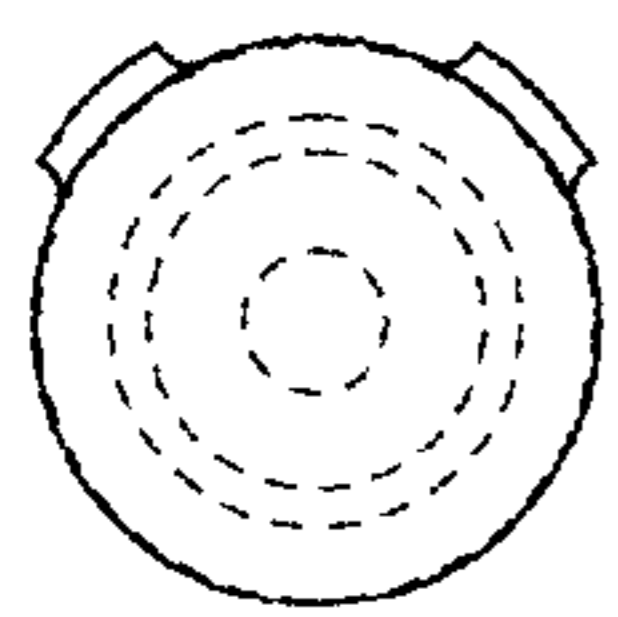


FIG. 6




FIG. 1



FIG. 2




FIG. 3

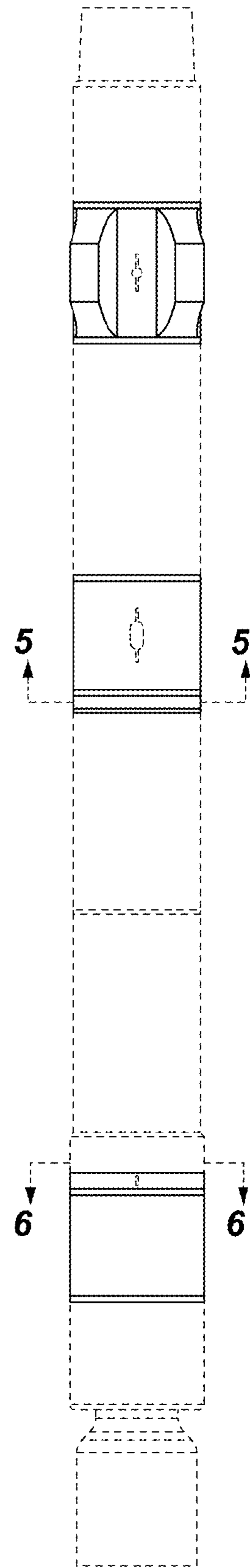


FIG. 4