



US00D875144S

(12) **United States Design Patent** (10) **Patent No.:** **US D875,144 S**  
**Spatz et al.** (45) **Date of Patent:** **\*\* Feb. 11, 2020**

(54) **DIRECTIONAL DRILLING ASSEMBLY**

(56) **References Cited**

(71) Applicants: **Edward C. Spatz**, San Marcos, TX  
(US); **Michael R. Reese**, Houston, TX  
(US); **David P. Miess**, Spring, TX  
(US); **Gregory Prevost**, Spring, TX  
(US)

U.S. PATENT DOCUMENTS

D139,795 S \* 12/1944 Terry ..... D15/138  
D139,796 S \* 12/1944 Terry ..... D15/138  
2,919,897 A 1/1960 Sims  
3,561,549 A 2/1971 Garrison et al.  
4,465,147 A 8/1984 Feenstra et al.  
4,485,879 A 12/1984 Kamp et al.  
4,729,438 A 3/1988 Walker et al.

(Continued)

(72) Inventors: **Edward C. Spatz**, San Marcos, TX  
(US); **Michael R. Reese**, Houston, TX  
(US); **David P. Miess**, Spring, TX  
(US); **Gregory Prevost**, Spring, TX  
(US)

OTHER PUBLICATIONS

(73) Assignee: **XR Lateral, LLC**, Houston, TX (US)

Baker Hughes Incorporated; "Navi-Drill Motor Handbook"; revised Jan. 2017 [206 pages].

(\*\*) Term: **15 Years**

(Continued)

(21) Appl. No.: **29/640,187**

*Primary Examiner* — Khawaja Anwar

(22) Filed: **Mar. 12, 2018**

(74) *Attorney, Agent, or Firm* — Michael S. McCoy;  
Amatong McCoy LLC

(51) **LOC (12) Cl.** ..... **15-03**

(52) **U.S. Cl.**  
USPC ..... **D15/138**

(57) **CLAIM**

(58) **Field of Classification Search**  
USPC ..... D8/107, 300; D15/132, 138, 139, 140  
CPC .... E21B 17/01; E21B 21/08; E21B 2034/007;  
E21B 21/001; E21B 23/01; E21B 33/064;  
E21B 33/134; E21B 34/14; E21B 43/08;  
E21B 43/26; E21B 44/00; E21B 47/00;  
E21B 47/024; E21B 47/12; E21B 47/122;  
E21B 10/322; E21B 10/325; E21B 10/42;  
E21B 10/43; E21B 10/567; E21B  
10/5673; E21B 10/62; E21B 17/017;  
E21B 17/023; E21B 17/07; E21B 19/004;  
E21B 19/06; E21B 19/08; E21B 19/10;  
E21B 19/146; E21B 19/155; E21B 19/16;  
E21B 2021/006; E21B 21/067; E21B  
21/103; E21B 21/106; E21B 29/00; E21B  
29/06; E21B 31/00; E21B 31/20; E21B  
33/00; E21B 33/06; E21B 33/062; E21B  
33/063; E21B 33/12; E21B 33/124; E21B  
33/129; E21B 33/1294; E21B 34/06

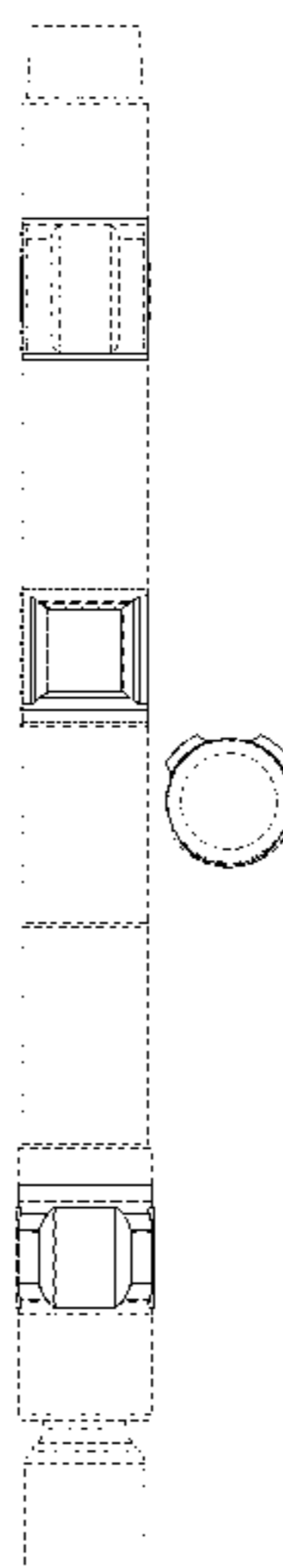
The ornamental design for a directional drilling assembly, as shown and described.

**DESCRIPTION**

FIG. 1 is a front elevation view of a directional drilling assembly showing our new design;  
FIG. 2 is a left-side elevation view thereof;  
FIG. 3 is a right-side elevation view thereof;  
FIG. 4 is a rear elevation view thereof;  
FIG. 5 is a cross-sectional view taken along line 5-5 in FIG. 4; and,  
FIG. 6 is a cross-sectional view along line 6-6 in FIG. 4.  
The broken lines in the drawings illustrate portions of the directional drilling assembly that form no part of the claimed design.

See application file for complete search history.

**1 Claim, 1 Drawing Sheet**



(56)

References Cited

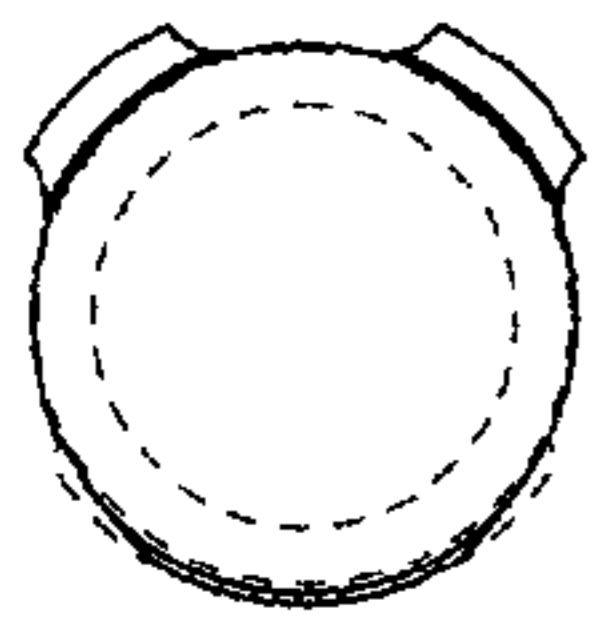
U.S. PATENT DOCUMENTS

4,848,490 A 7/1989 Anderson  
 6,073,707 A 6/2000 Noe et al.  
 6,244,796 B1 \* 6/2001 Schuebel ..... B23B 49/008  
 144/136.95  
 6,722,453 B1 4/2004 Crooks  
 D508,061 S \* 8/2005 Kotala ..... D15/132  
 D525,634 S \* 7/2006 Kotala ..... D15/132  
 8,162,081 B2 4/2012 Ballard et al.  
 D710,174 S \* 8/2014 Moss ..... D8/70  
 D710,175 S 8/2014 Moss et al.  
 D710,176 S 8/2014 Santamarina  
 D713,706 S 9/2014 Jing et al.  
 D717,626 S 11/2014 Dickrede  
 D719,196 S \* 12/2014 Burca ..... D15/132  
 D731,277 S 6/2015 Manwaring et al.  
 D732,364 S 6/2015 Rinaldis et al.  
 9,163,460 B2 10/2015 Isenhour et al.  
 D777,811 S \* 1/2017 Winiger ..... D15/132  
 D786,645 S 5/2017 Svendsen et al.  
 D793,831 S 8/2017 Russell et al.  
 D793,832 S 8/2017 Russell et al.  
 D793,833 S 8/2017 Russell et al.  
 D813,003 S 3/2018 Chang  
 9,963,938 B2 5/2018 Foote et al.  
 D837,272 S \* 1/2019 Hewitt ..... D15/138

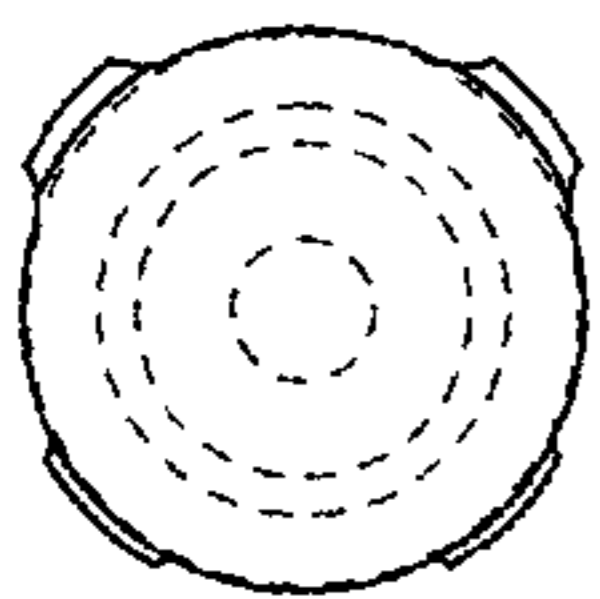
OTHER PUBLICATIONS

Cobra Downhole Motors; "Motor Manual" dated Feb. 2016 [126 pages].  
 National Oilwell Varco; "Drilling Motors", 2011 [20 pages].  
 Schlumberger; "Powerpak, Steerable Motor Handbook", 2004 [204 pages].  
 Spatz, et al.; U.S. Appl. No. 29/616,762, filed Sep. 8, 2017 [3 pages].  
 Spatz, et al.; U.S. Appl. No. 29/616,766, filed Sep. 8, 2017 [3 pages].  
 Spatz, et al.; U.S. Appl. No. 29/616,768, filed Sep. 8, 2017 [3 pages].  
 Spatz, et al.; U.S. Appl. No. 29/616,772, filed Sep. 8, 2017 [3 pages].  
 Spatz, et al.; U.S. Appl. No. 29/616,773, filed Sep. 8, 2017 [3 pages].  
 Spatz, et al.; U.S. Appl. No. 29/616,776, filed Sep. 8, 2017 [3 pages].  
 Tomahawk Downhole, L.L.C.; "The Cutting Edge in Mud Motors and Mud Motor Components, Motor Handbook" Rev. 7, 2011 [79 pages].  
 Wenzel Downhole Tools; "Motor Handbook", 4th Edition Ver. 1.0a; Issue Date, Dec. 23, 2013 [135 pages].


\* cited by examiner



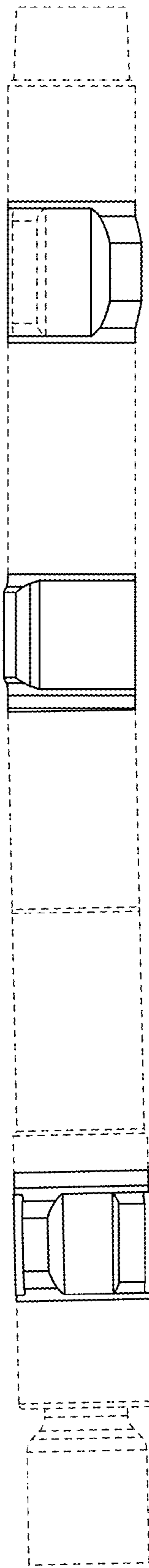
**FIG. 5**




**FIG. 6**



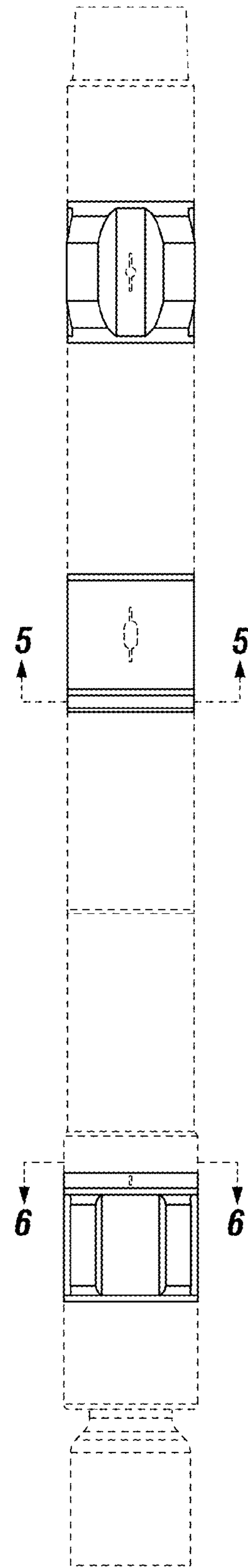
**FIG. 1**



**FIG. 2**



**FIG. 3**



**FIG. 4**