



US00D875122S

(12) **United States Design Patent**
Ji et al.

(10) **Patent No.:** **US D875,122 S**

(45) **Date of Patent:** **** Feb. 11, 2020**

(54) **DISPLAY SCREEN OR PORTION THEREOF WITH AN ANIMATED GRAPHICAL USER INTERFACE**

(71) Applicant: **Beijing Kuaimajiabian Technology Co., Ltd., Beijing (CN)**

(72) Inventors: **Liyue Ji, Beijing (CN); Hui Sun, Beijing (CN)**

(73) Assignee: **Beijing Kuaimajiabian Technology Co., Ltd., Beijing (CN)**

(**) Term: **15 Years**

(21) Appl. No.: **29/668,893**

(22) Filed: **Nov. 2, 2018**

(30) **Foreign Application Priority Data**

May 3, 2018 (CN) 2018 3 0195556

(51) **LOC (12) Cl.** **14-04**

(52) **U.S. Cl.**
USPC **D14/486; D14/491**

(58) **Field of Classification Search**
USPC D14/485–495
CPC ... B60K 37/00; G06F 3/0481; G06F 3/04845; G06F 3/04817; G06F 17/212; G06F 19/3406; G06T 13/80; G06T 15/02
See application file for complete search history.

(56) **References Cited**

U.S. PATENT DOCUMENTS

D414,477 S *	9/1999	Cappa	D14/495
D664,561 S *	7/2012	Gleasant	D14/488
D664,972 S *	8/2012	Gleasant	D14/486
D673,172 S *	12/2012	Peters	D14/487
D683,360 S *	5/2013	Phelan	D14/491
D692,910 S *	11/2013	Anzures	D14/486

D699,744 S *	2/2014	Ho Kushner	D14/488
D704,731 S *	5/2014	Pearson	D14/488
D705,251 S *	5/2014	Pearson	D14/488
D722,324 S *	2/2015	Florence	D14/488
D731,536 S *	6/2015	Jeong	D14/488
D738,394 S *	9/2015	Chaudhri	D14/486
D745,878 S *	12/2015	Abbas	D14/485
D753,709 S *	4/2016	Kawanabe	D14/488
D754,690 S *	4/2016	Park	D14/486
D755,216 S *	5/2016	Lee	D14/486
D757,096 S *	5/2016	Ostrowski	D14/488
D757,748 S *	5/2016	Butcher	D14/485
D757,749 S *	5/2016	Butcher	D14/485
D757,758 S *	5/2016	Kim	D14/485
D757,790 S *	5/2016	Ostrowski	D14/488
D759,080 S *	6/2016	Luo	D14/486
D760,766 S *	7/2016	Repka	D14/487

(Continued)

Primary Examiner — Philip S Hyder

Assistant Examiner — Cary M Robinson

(74) *Attorney, Agent, or Firm* — BakerHostetler

(57) **CLAIM**

We claim the ornamental design for a display screen or portion thereof with an animated graphical user interface, as shown and described.

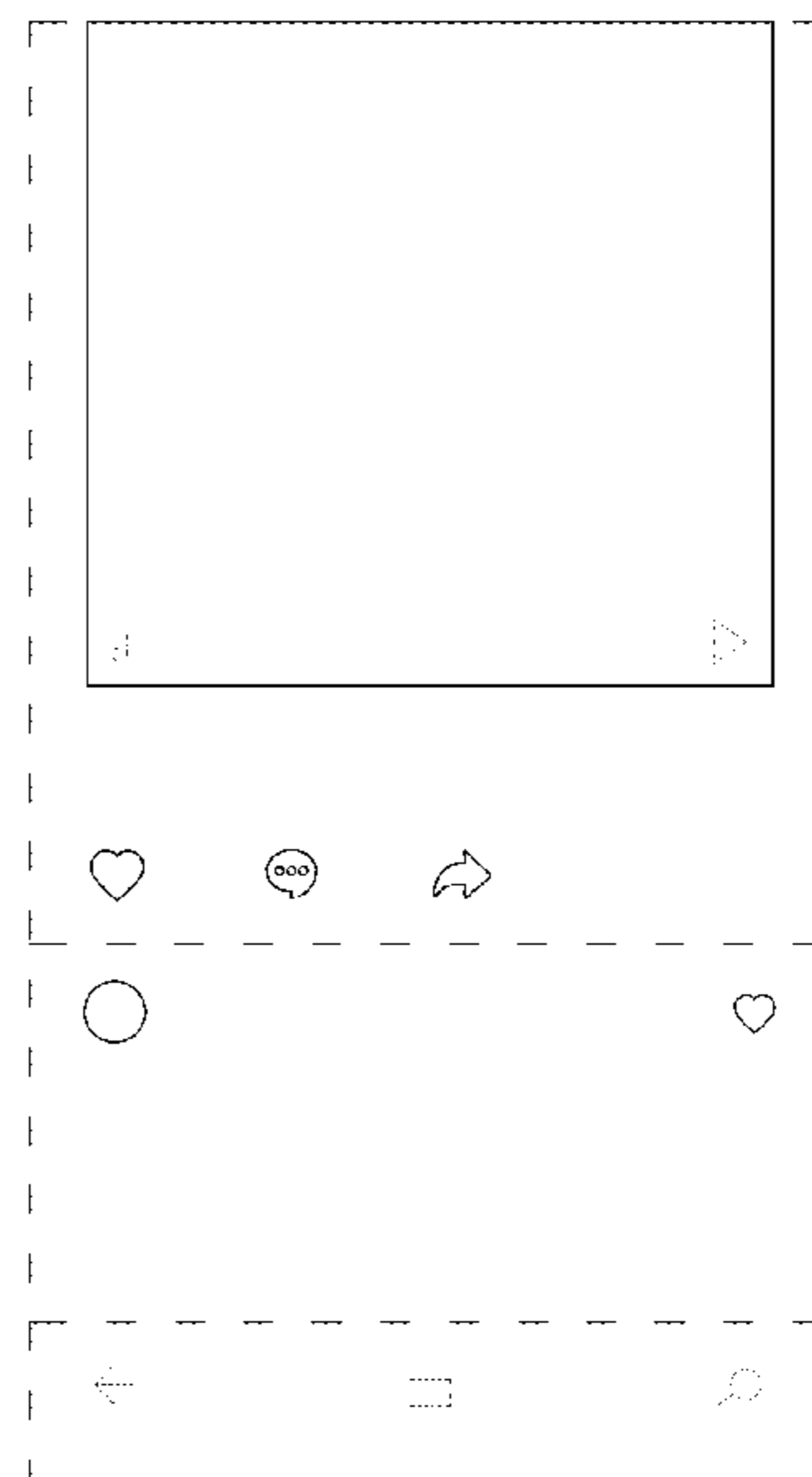

DESCRIPTION

FIG. 1 is a front view of a first image in a sequence for a display screen or portion thereof with an animated graphical user interface showing our new design; and, FIG. 2 is a front view of a second image thereof.

The broken lines shown in the figures illustrate portions of the display screen or portion thereof with an animated graphical user interface that form no part of the claimed design.

The appearance of the transitional image sequentially transitions between the images shown in FIGS. 1-2. The process or period in which one image transitions to another forms no part of the claimed design.

1 Claim, 1 Drawing Sheet



(56)

References Cited

U.S. PATENT DOCUMENTS

D777,741	S	1/2017	Hao et al.	
D777,764	S *	1/2017	Ball	D14/486
D779,545	S	2/2017	Chen et al.	
9,568,891	B2 *	2/2017	Adams	G04G 21/08
D791,818	S *	7/2017	Sun	D14/488
D795,893	S	8/2017	Kim et al.	
D801,348	S *	10/2017	Zhu	D14/485
D823,341	S *	7/2018	Domm	D14/492
D825,594	S *	8/2018	Wu	D14/486
D829,738	S *	10/2018	Farh	D14/486
10,360,230	B2 *	7/2019	Zhang	G06F 16/9535
10,389,862	B2 *	8/2019	Liu	H04M 1/72519
D867,382	S *	11/2019	Wang	D14/486
D867,383	S *	11/2019	Wang	D14/486
2007/0014199	A1 *	1/2007	Park	G11B 19/027 369/30.06
2009/0046057	A1 *	2/2009	Umezawa	G06F 3/04886 345/156
2010/0023865	A1 *	1/2010	Fulker	G06F 3/04817 715/734
2013/0111395	A1 *	5/2013	Ying	G06F 3/0483 715/783
2015/0121252	A1 *	4/2015	Yerli	H04L 65/4069 715/753
2015/0188720	A1 *	7/2015	Winter	H04L 12/1813 715/753

* cited by examiner

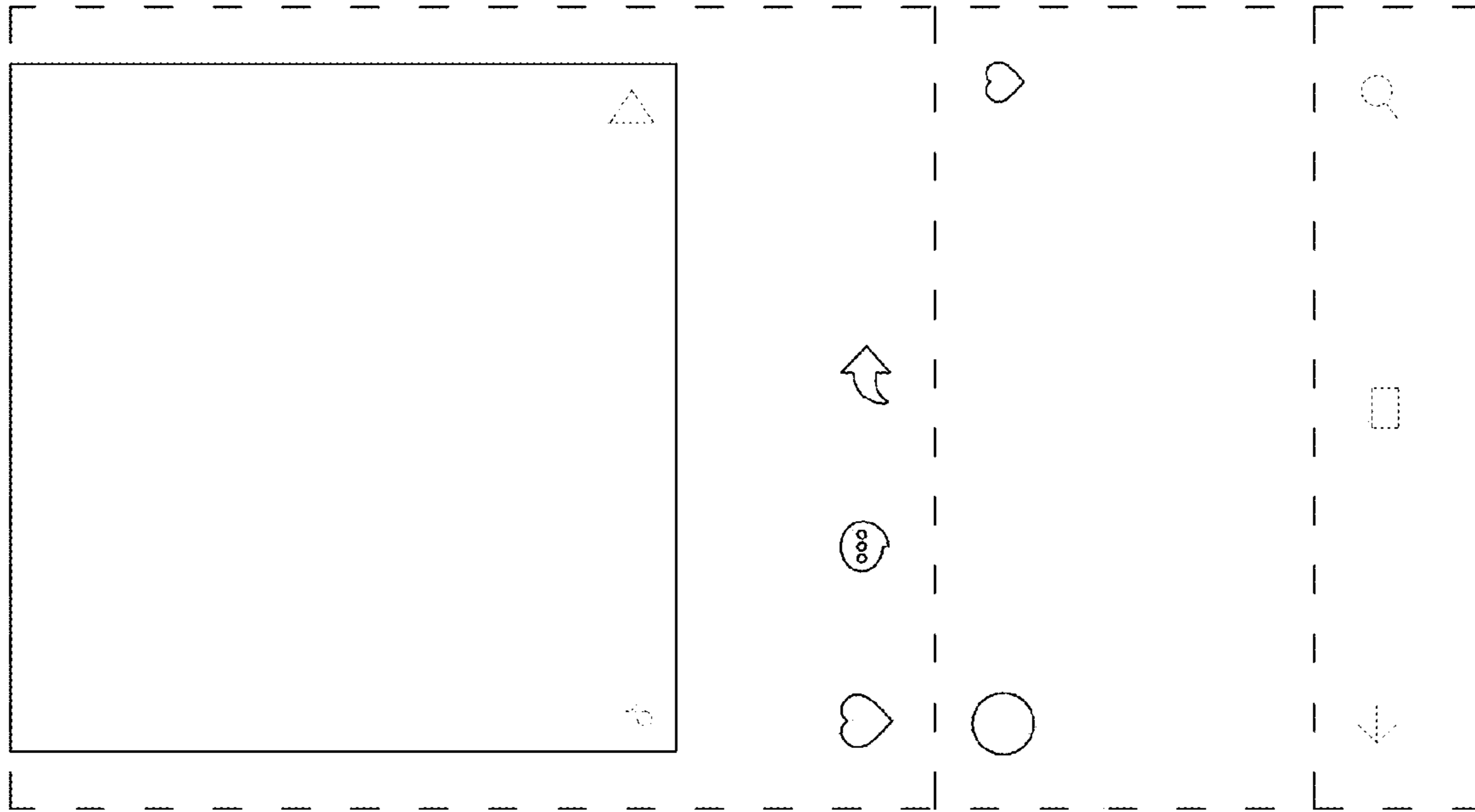


FIG. 1




FIG. 2