



US00D875120S

(12) **United States Design Patent**
Ji et al.

(10) **Patent No.:** **US D875,120 S**

(45) **Date of Patent:** **** Feb. 11, 2020**

(54) **DISPLAY SCREEN OR PORTION THEREOF WITH AN ANIMATED GRAPHICAL USER INTERFACE**

(71) Applicant: **Beijing Kuaimajiabian Technology Co., Ltd.**, Beijing (CN)

(72) Inventors: **Liyue Ji**, Beijing (CN); **Hui Sun**, Beijing (CN)

(73) Assignee: **Beijing Kuaimajiabian Technology Co., Ltd.**, Beijing (CN)

(**) Term: **15 Years**

(21) Appl. No.: **29/668,864**

(22) Filed: **Nov. 2, 2018**

(30) **Foreign Application Priority Data**

May 3, 2018 (CN) 2018 3 0195217

(51) **LOC (12) Cl.** **14-04**

(52) **U.S. Cl.**
USPC **D14/486; D14/491**

(58) **Field of Classification Search**
USPC D14/485–495
CPC ... B60K 37/00; G06F 3/0481; G06F 3/04845; G06F 3/04817; G06F 17/212; G06F 19/3406; G06T 13/80; G06T 15/02
See application file for complete search history.

(56) **References Cited**

U.S. PATENT DOCUMENTS

D414,477 S *	9/1999	Cappa	D14/495
D683,360 S *	5/2013	Phelan	D14/491
D692,910 S *	11/2013	Anzures	D14/486
D722,324 S *	2/2015	Florence	D14/488
D731,536 S *	6/2015	Jeong	D14/488
D754,690 S *	4/2016	Park	D14/486

D755,216 S *	5/2016	Lee	D14/486
D757,096 S *	5/2016	Ostrowski	D14/488
D757,748 S *	5/2016	Butcher	D14/485
D757,749 S *	5/2016	Butcher	D14/485
D757,758 S *	5/2016	Kim	D14/485
D757,790 S *	5/2016	Ostrowski	D14/488
D759,080 S *	6/2016	Luo	D14/486
D760,766 S *	7/2016	Repka	D14/487
D777,741 S *	1/2017	Hao et al.	
D777,764 S *	1/2017	Ball	D14/486
D779,545 S *	2/2017	Chen et al.	
9,568,891 B2 *	2/2017	Adams	G04G 21/08
D795,893 S *	8/2017	Kim et al.	
D801,348 S *	10/2017	Zhu	D14/485
D823,341 S *	7/2018	Domm	D14/492
D825,594 S *	8/2018	Wu	D14/486
D829,738 S *	10/2018	Farh	D14/486

(Continued)

Primary Examiner — Philip S Hyder

Assistant Examiner — Cary M Robinson

(74) *Attorney, Agent, or Firm* — BakerHostetler

(57) **CLAIM**

We claim the ornamental design for a display screen or portion thereof with an animated graphical user interface, as shown and described.

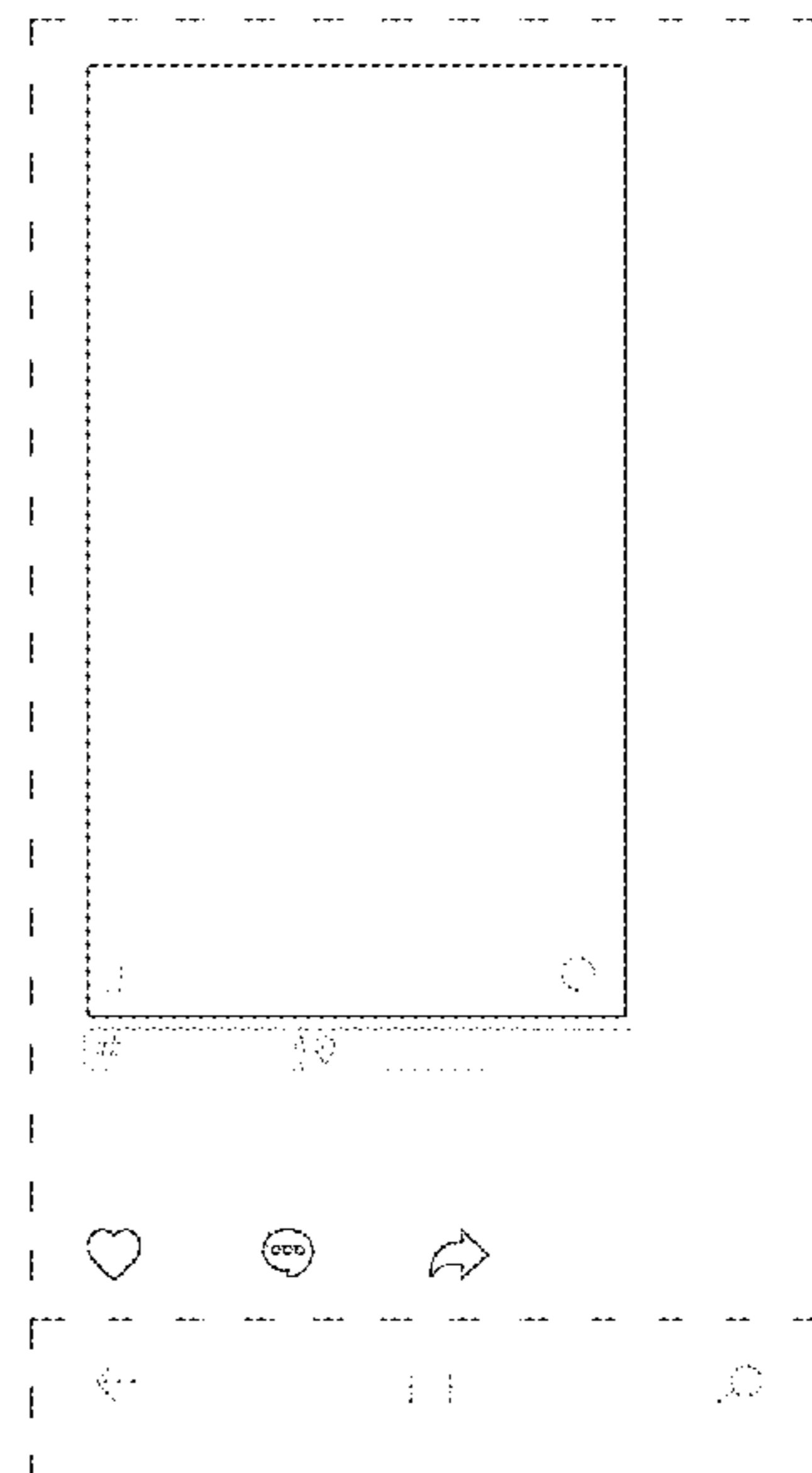

DESCRIPTION

FIG. 1 is a front view of a first image in a sequence for a display screen or portion thereof with an animated graphical user interface showing our new design; and, FIG. 2 is a front view of a second image thereof.

The broken lines shown in the figures illustrate portions of the display screen or portion thereof with an animated graphical user interface that form no part of the claimed design.

The appearance of the transitional image sequentially transitions between the images shown in FIGS. 1-2. The process or period in which one image transitions to another forms no part of the claimed design.

1 Claim, 1 Drawing Sheet



(56)

References Cited

U.S. PATENT DOCUMENTS

10,360,230 B2 * 7/2019 Zhang G06F 16/9535
10,389,862 B2 * 8/2019 Liu H04M 1/72519
D867,382 S * 11/2019 Wang D14/486
D867,383 S * 11/2019 Wang D14/486
2007/0014199 A1 * 1/2007 Park G11B 19/027
369/30.06
2009/0046057 A1 * 2/2009 Umezawa G06F 3/04886
345/156
2010/0023865 A1 * 1/2010 Fulker G06F 3/04817
715/734
2015/0188720 A1 * 7/2015 Winter H04L 12/1813
715/753

* cited by examiner




FIG. 1




FIG. 2