



US00D875119S

(12) **United States Design Patent**  
**Liu**

(10) **Patent No.:** **US D875,119 S**

(45) **Date of Patent:** **\*\* Feb. 11, 2020**

(54) **DISPLAY SCREEN OR PORTION THEREOF WITH A GRAPHICAL USER INTERFACE**

(71) Applicant: **Beijing Bytedance Network Technology Co., Ltd., Beijing (CN)**

(72) Inventor: **Lei Liu, Beijing (CN)**

(73) Assignee: **Beijing Bytedance Network Technology Co., Ltd., Beijing (CN)**

(\*\*) Term: **15 Years**

(21) Appl. No.: **29/664,352**

(22) Filed: **Sep. 24, 2018**

(30) **Foreign Application Priority Data**

Jun. 19, 2018 (CN) ..... 2018 3 0315487

(51) **LOC (12) Cl.** ..... **14-04**

(52) **U.S. Cl.**  
USPC ..... **D14/486; D14/491**

(58) **Field of Classification Search**  
USPC ..... D14/485-495  
CPC ... B60K 37/00; G06F 3/0481; G06F 3/04845; G06F 3/04817; G06F 17/212; G06F 19/3406; G06T 13/80; G06T 15/02  
See application file for complete search history.

(56) **References Cited**

**U.S. PATENT DOCUMENTS**

6,822,639 B1 \* 11/2004 Silverbrook ..... B41J 2/17503 345/173  
D689,889 S \* 9/2013 Frijlink ..... D14/486

D721,096 S \* 1/2015 Pereira ..... D14/488  
D731,536 S \* 6/2015 Jeong ..... D14/488  
D768,144 S \* 10/2016 Kim ..... D14/485  
D776,124 S \* 1/2017 Lee ..... D14/485  
D795,284 S \* 8/2017 Miller ..... D14/487  
D795,294 S \* 8/2017 Faulkner ..... D14/489  
D809,539 S \* 2/2018 Prekaski ..... D14/486  
D839,294 S \* 1/2019 Mazlish ..... D14/486  
2014/0067006 A1 \* 3/2014 Kaula ..... A61N 1/37247 607/46  
2014/0067016 A1 \* 3/2014 Kaula ..... A61N 1/37247 607/59  
2015/0121252 A1 \* 4/2015 Yerli ..... H04L 65/4069 715/753  
2015/0188720 A1 \* 7/2015 Winter ..... H04L 12/1813 715/753

\* cited by examiner

*Primary Examiner* — Philip S Hyder

*Assistant Examiner* — Cary M Robinson

(74) *Attorney, Agent, or Firm* — BakerHostetler

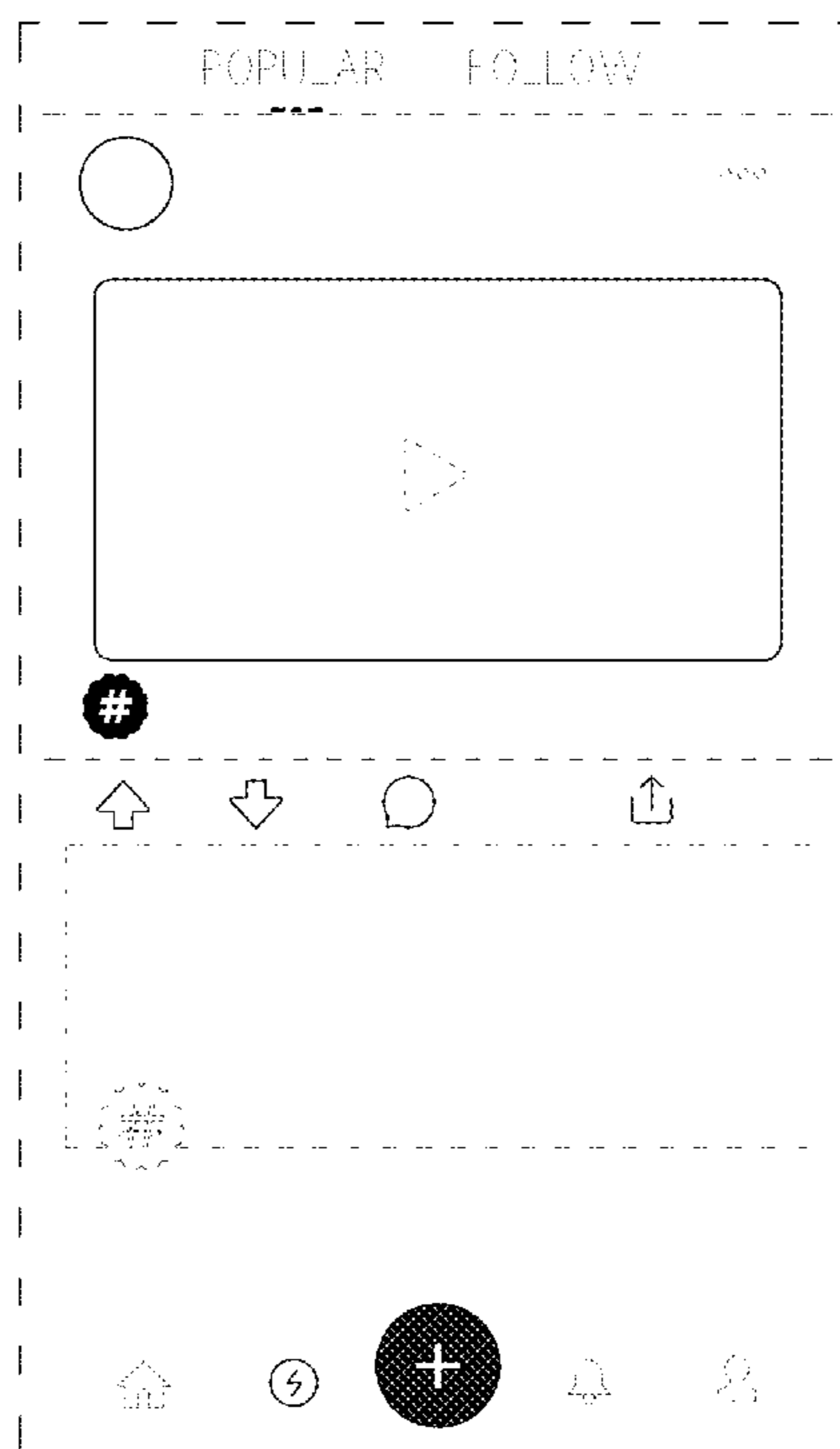
(57) **CLAIM**

I claim the ornamental design for a display screen or portion thereof with a graphical user interface, as shown and described.

**DESCRIPTION**

FIG. 1 is a front view of a first embodiment of a display screen or portion thereof with a graphical user interface showing our new design; and, FIG. 2 is a front view of a second embodiment thereof. The broken lines shown in the figures illustrate portions of the display screen or portion thereof with a graphical user interface that form no part of the claimed design.

**1 Claim, 1 Drawing Sheet**



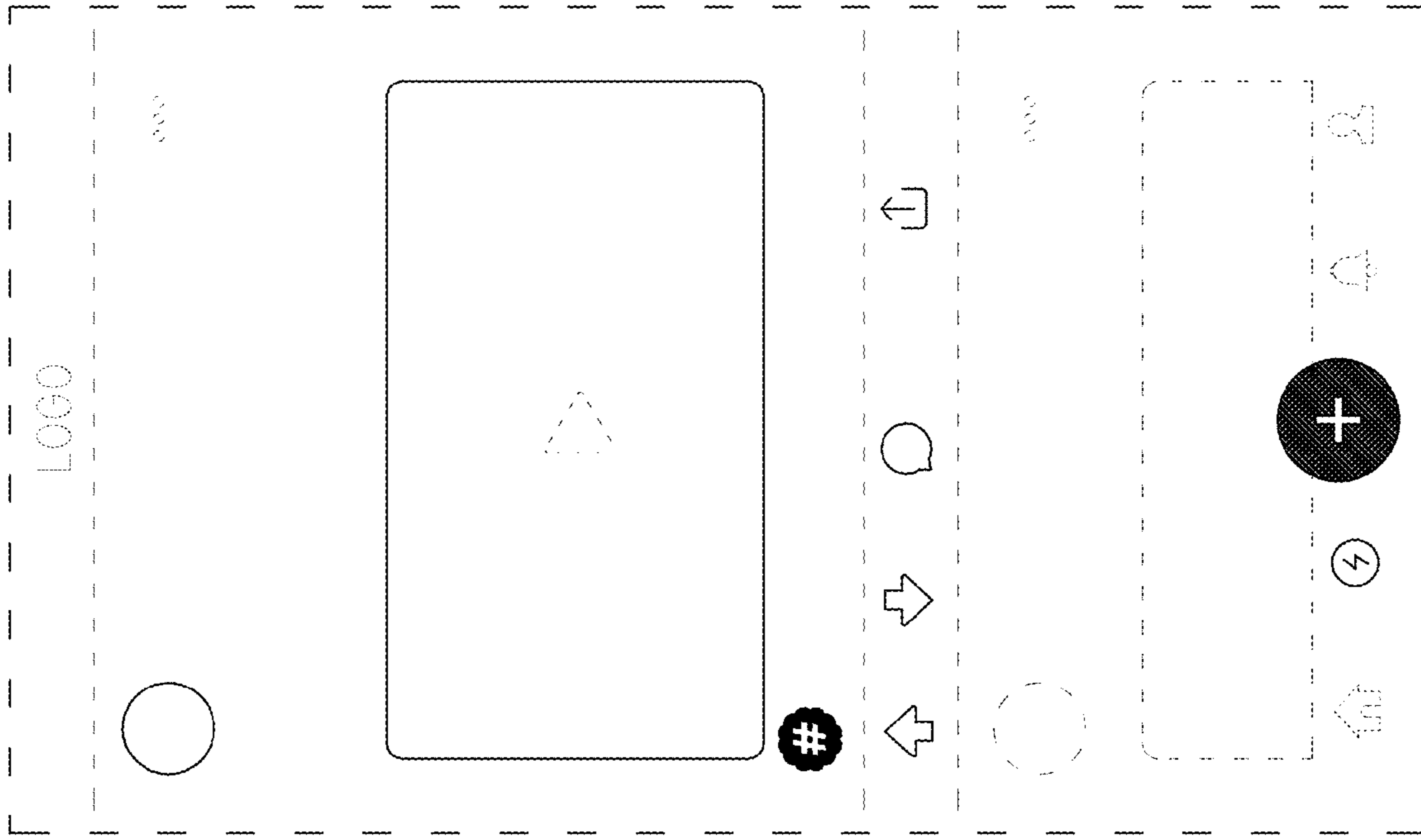


FIG. 2

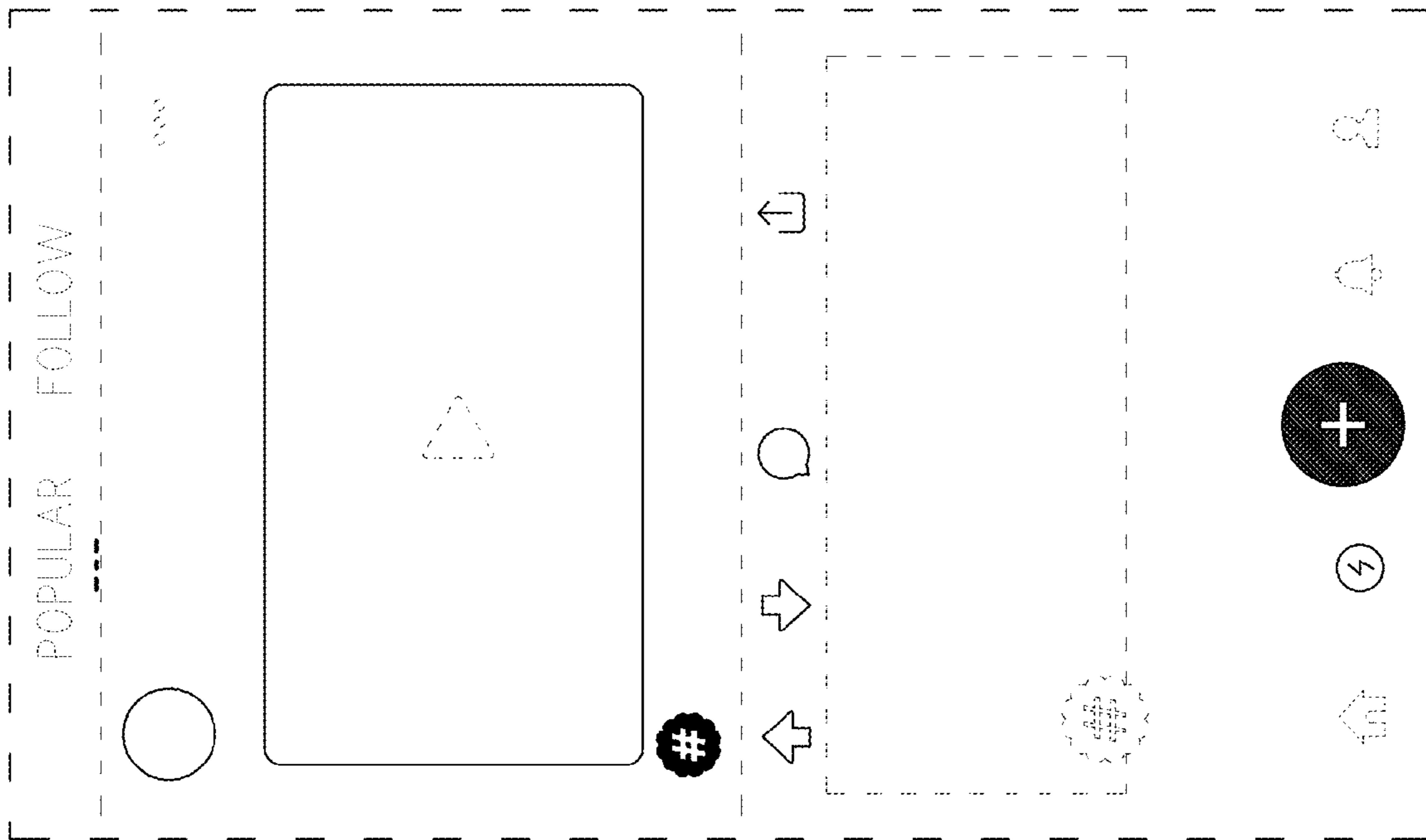


FIG. 1