



US00D875061S

(12) **United States Design Patent** (10) **Patent No.:** **US D875,061 S**  
**Cho et al.** (45) **Date of Patent:** **\*\* \*Feb. 11, 2020**

(54) **MOBILE PHONE** D616,852 S \* 6/2010 Kim ..... D14/138 AD  
D622,246 S \* 8/2010 Lee ..... D14/138 AD  
8,437,811 B2 \* 5/2013 Park ..... H04M 1/035  
455/575.1

(71) Applicant: **Samsung Electronics Co., Ltd.**,  
Suwon-si (KR) D693,785 S \* 11/2013 Sutherland ..... D14/138 G  
D743,931 S \* 11/2015 Hubbard ..... D14/203.7  
D752,036 S \* 3/2016 Ho ..... D14/341  
D781,807 S \* 3/2017 Hubbard ..... D14/138 G  
D783,602 S \* 4/2017 Akana ..... D14/341  
D788,735 S \* 6/2017 Daniel ..... D14/138 G  
D794,594 S \* 8/2017 Seo ..... D14/138 G  
D796,469 S \* 9/2017 Jin ..... D14/138 G  
D797,071 S \* 9/2017 Seo ..... D14/138 G  
D800,716 S \* 10/2017 Akana ..... D14/341  
D801,297 S \* 10/2017 Song ..... D14/138 G  
D801,959 S \* 11/2017 Kuo ..... D14/248  
D803,209 S \* 11/2017 Akana ..... D14/341  
D806,705 S \* 1/2018 Akana ..... D14/341  
D816,055 S \* 4/2018 Song ..... D14/138 G  
D819,591 S \* 6/2018 Kwon ..... D14/138 G  
D820,833 S \* 6/2018 Kim ..... D14/341  
D822,017 S \* 7/2018 Noh ..... D14/341  
D824,874 S \* 8/2018 You ..... D14/138 G  
D825,516 S \* 8/2018 Li ..... D14/138 G  
D828,828 S \* 9/2018 Kim ..... D14/248  
D834,552 S \* 11/2018 Ryu ..... D14/138 G  
D834,553 S \* 11/2018 Depape ..... D14/138 G  
D837,177 S \* 1/2019 Cui ..... D14/138 G  
D839,230 S \* 1/2019 Ryu ..... D14/138 G  
D840,964 S \* 2/2019 Song ..... D14/138 G  
D850,401 S \* 6/2019 Fan ..... D14/138 G  
D850,402 S \* 6/2019 Cho ..... D14/138 G  
D851,076 S \* 6/2019 Mu ..... D14/248  
D852,769 S \* 7/2019 Li ..... D14/138 G  
D853,980 S \* 7/2019 Kim ..... D14/138 G  
D855,031 S \* 7/2019 Cho ..... D14/138 G  
D855,044 S \* 7/2019 Cho ..... D14/248  
D856,988 S \* 8/2019 Kim ..... D14/248  
D856,989 S \* 8/2019 Kim ..... D14/248  
D858,475 S \* 9/2019 Wang ..... D14/138 G  
D859,344 S \* 9/2019 Seo ..... D14/138 G  
D860,151 S \* 9/2019 Cho ..... D14/138 G  
D860,965 S \* 9/2019 Cho ..... D14/138 G  
D861,674 S \* 10/2019 Kim ..... D14/341  
D863,245 S \* 10/2019 Yuan ..... D14/138 G  
D865,735 S \* 11/2019 Park ..... D14/248  
D866,550 S \* 11/2019 Kim ..... D14/341

(72) Inventors: **Youngjun Cho**, Suwon-si (KR);  
**Sanghoon Song**, Gumi-si (KR);  
**Junyoung Lee**, Seoul (KR); **Munhee**  
**Jang**, Yongin-si (KR); **Youn-Gun Jung**,  
Suwon-si (KR); **Yoonyoung Choi**,  
Seoul (KR)

(73) Assignee: **SAMSUNG ELECTRONICS CO.,**  
**LTD.**, Suwon-si (KR) 2014/0284096 A1 \* 9/2014 Wu ..... H05K 5/04  
174/520

(\*) Notice: This patent is subject to a terminal dis-  
claimer.

(\*\*) Term: **15 Years** 2017/0133746 A1 \* 5/2017 Hahn ..... H01Q 1/243  
2017/0289324 A1 \* 10/2017 Yeo ..... G03B 29/00  
2018/0176348 A1 \* 6/2018 Bao ..... H04M 1/0249  
2018/0177082 A1 \* 6/2018 Wei ..... H04N 5/2253

(21) Appl. No.: **29/630,790**

(22) Filed: **Dec. 22, 2017**

(30) **Foreign Application Priority Data**

Jun. 23, 2017 (KR) ..... 30-2017-0028980

(51) **LOC (12) Cl.** ..... **14-03**

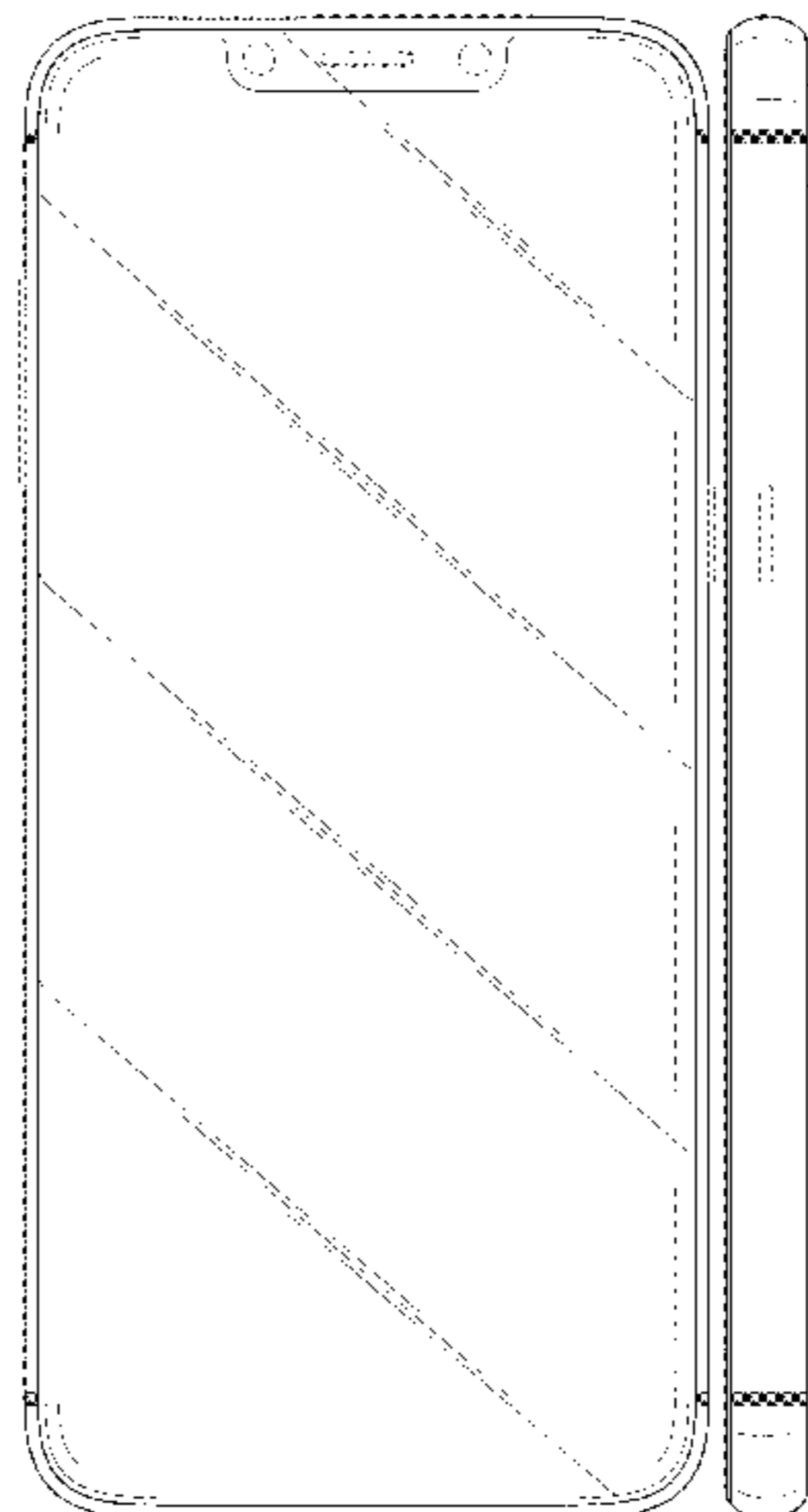
(52) **U.S. Cl.**  
USPC ..... **D14/138 G**

(58) **Field of Classification Search**  
USPC ..... D14/138 G, 138 AD, 341, 138 R, 496,  
D14/203.1, 203.3, 203.5, 203.7, 248;  
455/575.1, 556.2; D21/517, 329;  
361/679.3, 679.56  
CPC . G06F 1/1626; H04M 1/0266; H04M 1/0202;  
H04M 1/026  
See application file for complete search history.

(56) **References Cited**

U.S. PATENT DOCUMENTS

D568,285 S \* 5/2008 Lee ..... D14/138 G  
D609,680 S \* 2/2010 Kim ..... D14/138 AD



2018/0183151	A1*	6/2018	Zhao	.....	H01Q 13/10
2018/0183910	A1*	6/2018	Wu	.....	H01Q 5/50
2018/0198897	A1*	7/2018	Tang	.....	H04N 5/2258
2018/0324287	A1*	11/2018	Zhou	.....	H04M 1/0264
2019/0072997	A1*	3/2019	Cha	.....	G06F 1/1626
2019/0214706	A1*	7/2019	Kim	.....	H01Q 1/243

FOREIGN PATENT DOCUMENTS

CN	303596714	*	2/2016
CN	303691712	*	6/2016
CN	304180223	*	6/2016
CN	303932034	*	11/2016
CN	303959419	*	12/2016
CN	304095938	*	4/2017
CN	304104348	*	4/2017
CN	304104370	*	4/2017
CN	304117892	*	4/2017
JP	D1614318	*	9/2018

OTHER PUBLICATIONS

Samsung Galaxy A6s, released Nov. 2018, [online], [site visited Dec. 30, 2018]. Available from Internet, URL: [https://www.gsmarena.com/samsung\\_galaxy\\_a6s-pictures-9352.php](https://www.gsmarena.com/samsung_galaxy_a6s-pictures-9352.php).\*

Apple iPhone X, released Oct. 2017, [online], [site visited Dec. 30, 2018]. Available from Internet, URL: [https://www.gsmarena.com/apple\\_iphone\\_x-pictures-8858.php](https://www.gsmarena.com/apple_iphone_x-pictures-8858.php).\*

LG G7 ThinQ, released May 2018, [online], [site visited Dec. 30, 2018]. Available from Internet, URL: [https://www.gsmarena.com/lg\\_g7\\_thinq-pictures-9115.php](https://www.gsmarena.com/lg_g7_thinq-pictures-9115.php).\*

Xiaomi Mi 8 Lite, released Sep. 2018, [online], [site visited Dec. 30, 2018]. Available from Internet, URL: [https://www.gsmarena.com/xiaomi\\_mi\\_8\\_lite-pictures-9329.php](https://www.gsmarena.com/xiaomi_mi_8_lite-pictures-9329.php).\*

iPhone Edition 2017 Concept Imagined by Benjamin Geskin, Looking Hot, Kelvin, Mar. 10, 2017, [online], [site visited Jul. 18, 2017]. Retrieved from URL: <https://www.concept-phones.com/apple/iphone-edition-2017-concept-imagined-benjamin-geskin-hot/>.\*

Wiko Lenny3, released May 2016, [online], [site visited Dec. 30, 2018]. Available from Internet, URL: [https://www.gsmarena.com/wiko\\_lenny3-pictures-8200.php](https://www.gsmarena.com/wiko_lenny3-pictures-8200.php).\*

OnePlus 6, released May 2018, [online], [site visited Dec. 30, 2018]. Available from Internet, URL: [https://www.gsmarena.com/oneplus\\_6-pictures-9109.php](https://www.gsmarena.com/oneplus_6-pictures-9109.php).\*

Asus Zenfone Max Pro (M2) ZB631KL, released Dec. 2018, [online], [site visited Dec. 30, 2018]. Available from Internet, URL: [https://www.gsmarena.com/asus\\_zenfone\\_max\\_pro\\_\(m2\)\\_zb631kl-pictures-9410.php](https://www.gsmarena.com/asus_zenfone_max_pro_(m2)_zb631kl-pictures-9410.php).\*

Xiaomi Mi 8, released Jun. 2018, [online], [site visited Dec. 30, 2018]. Available from Internet, URL: [https://www.gsmarena.com/xiaomi\\_mi\\_8-pictures-9065.php](https://www.gsmarena.com/xiaomi_mi_8-pictures-9065.php).\*

Nokia 8.1 (Nokia X7), released Dec. 2018, [online], [site visited Dec. 30, 2018]. Available from Internet, URL: [https://www.gsmarena.com/nokia\\_8\\_1\\_\(nokia\\_x7\)-pictures-9342.php](https://www.gsmarena.com/nokia_8_1_(nokia_x7)-pictures-9342.php).\*

Huawei P20 lite, released Mar. 2018, [online], [site visited Dec. 30, 2018]. Available from Internet, URL: [https://www.gsmarena.com/huawei\\_p20\\_lite-pictures-9098.php](https://www.gsmarena.com/huawei_p20_lite-pictures-9098.php).\*

\* cited by examiner

Primary Examiner — Jeffrey D Asch  
 (74) Attorney, Agent, or Firm — McAndrews Held & Malloy, Ltd.

(57) CLAIM

The ornamental design for a mobile phone, as shown and described.

DESCRIPTION

FIG. 1 is a front perspective view of a mobile phone showing our new design according to a first embodiment;

FIG. 2 is a front elevation view thereof;  
 FIG. 3 is a rear elevation view thereof;  
 FIG. 4 is a left side elevation view thereof;  
 FIG. 5 is a right side elevation view thereof;  
 FIG. 6 is a top plan view thereof;  
 FIG. 7 is a bottom plan view thereof;  
 FIG. 8 is a rear perspective view thereof;  
 FIG. 9 is an enlarged rear perspective view of the area encircled in FIG. 8;  
 FIG. 10 is a front perspective view of a mobile phone showing our new design according to a second embodiment;  
 FIG. 11 is a front elevation view thereof;  
 FIG. 12 is a rear elevation view thereof;  
 FIG. 13 is a left side elevation view thereof;  
 FIG. 14 is a right side elevation view thereof;  
 FIG. 15 is a top plan view thereof;  
 FIG. 16 is a bottom plan view thereof;  
 FIG. 17 is a rear perspective view thereof;  
 FIG. 18 is an enlarged rear perspective view of the area encircled in FIG. 17;  
 FIG. 19 is a front perspective view of a mobile phone showing our new design according to a third embodiment;  
 FIG. 20 is a front elevation view thereof;  
 FIG. 21 is a rear elevation view thereof;  
 FIG. 22 is a left side elevation view thereof;  
 FIG. 23 is a right side elevation view thereof;  
 FIG. 24 is a top plan view thereof;  
 FIG. 25 is a bottom plan view thereof;  
 FIG. 26 is a rear perspective view thereof;  
 FIG. 27 is an enlarged rear perspective view of the area encircled in FIG. 26;  
 FIG. 28 is a front perspective view of a mobile phone showing our new design according to a fourth embodiment;  
 FIG. 29 is a front elevation view thereof;  
 FIG. 30 is a rear elevation view thereof;  
 FIG. 31 is a left side elevation view thereof;  
 FIG. 32 is a right side elevation view thereof;  
 FIG. 33 is a top plan view thereof;  
 FIG. 34 is a bottom plan view thereof;  
 FIG. 35 is a rear perspective view thereof;  
 FIG. 36 is an enlarged rear perspective view of the area encircled in FIG. 35;  
 FIG. 37 is a front perspective view of a mobile phone showing our new design according to a fifth embodiment;  
 FIG. 38 is a front elevation view thereof;  
 FIG. 39 is a rear elevation view thereof;  
 FIG. 40 is a left side elevation view thereof;  
 FIG. 41 is a right side elevation view thereof;  
 FIG. 42 is a top plan view thereof;  
 FIG. 43 is a bottom plan view thereof;  
 FIG. 44 is a rear perspective view thereof;  
 FIG. 45 is an enlarged rear perspective view of the area encircled in FIG. 44;  
 FIG. 46 is a front perspective view of a mobile phone showing our new design according to a sixth embodiment;  
 FIG. 47 is a front elevation view thereof;  
 FIG. 48 is a rear elevation view thereof;  
 FIG. 49 is a left side elevation view thereof;  
 FIG. 50 is a right side elevation view thereof;  
 FIG. 51 is a top plan view thereof;  
 FIG. 52 is a bottom plan view thereof;  
 FIG. 53 is a rear perspective view thereof;  
 FIG. 54 is an enlarged rear perspective view of the area encircled in FIG. 53;

FIG. 55 is a front perspective view of a mobile phone showing our new design according to a seventh embodiment;

FIG. 56 is a front elevation view thereof;

FIG. 57 is a rear elevation view thereof;

FIG. 58 is a left side elevation view thereof;

FIG. 59 is a right side elevation view thereof;

FIG. 60 is a top plan view thereof;

FIG. 61 is a bottom plan view thereof;

FIG. 62 is a rear perspective view thereof;

FIG. 63 is an enlarged rear perspective view of the area encircled in FIG. 62;

FIG. 64 is a front perspective view of a mobile phone showing our new design according to an eighth embodiment;

FIG. 65 is a front elevation view thereof;

FIG. 66 is a rear elevation view thereof;

FIG. 67 is a left side elevation view thereof;

FIG. 68 is a right side elevation view thereof;

FIG. 69 is a top plan view thereof;

FIG. 70 is a bottom plan view thereof;

FIG. 71 is a rear perspective view thereof;

FIG. 72 is an enlarged rear perspective view of the area encircled in FIG. 71;

FIG. 73 is a front perspective view of a mobile phone showing our new design according to a ninth embodiment;

FIG. 74 is a front elevation view thereof;

FIG. 75 is a rear elevation view thereof;

FIG. 76 is a left side elevation view thereof;

FIG. 77 is a right side elevation view thereof;

FIG. 78 is a top plan view thereof;

FIG. 79 is a bottom plan view thereof;

FIG. 80 is a rear perspective view thereof; and,

FIG. 81 is an enlarged rear perspective view of the area encircled in FIG. 80.

The dashed broken lines in the drawings depict portions of the mobile phone that form no part of the claimed design.

The dot-dot-dash broken lines encircling portions of the claimed design in FIGS. 8, 17, 26, 35, 44, 53, 62, 71 and 80 that are illustrated in enlarged views in FIGS. 9, 18, 27, 36, 45, 54, 63, 72, and 81, respectively, form no part of the claimed design.

**1 Claim, 72 Drawing Sheets**

FIG. 1

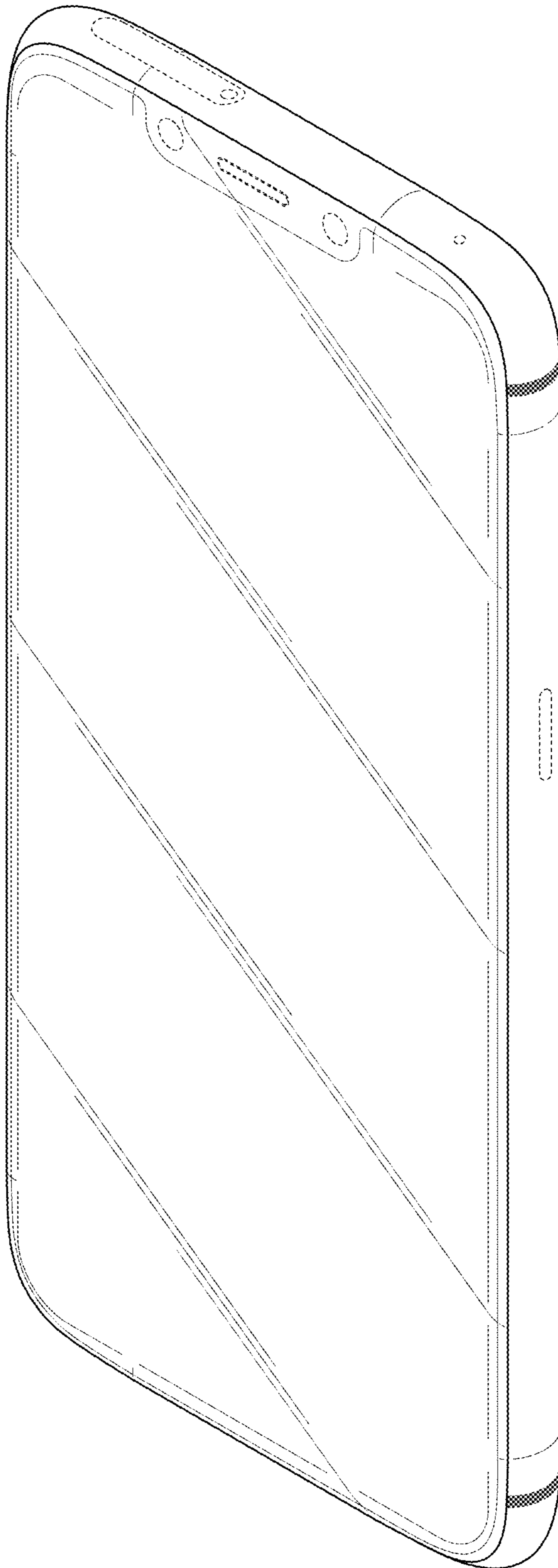


FIG. 2

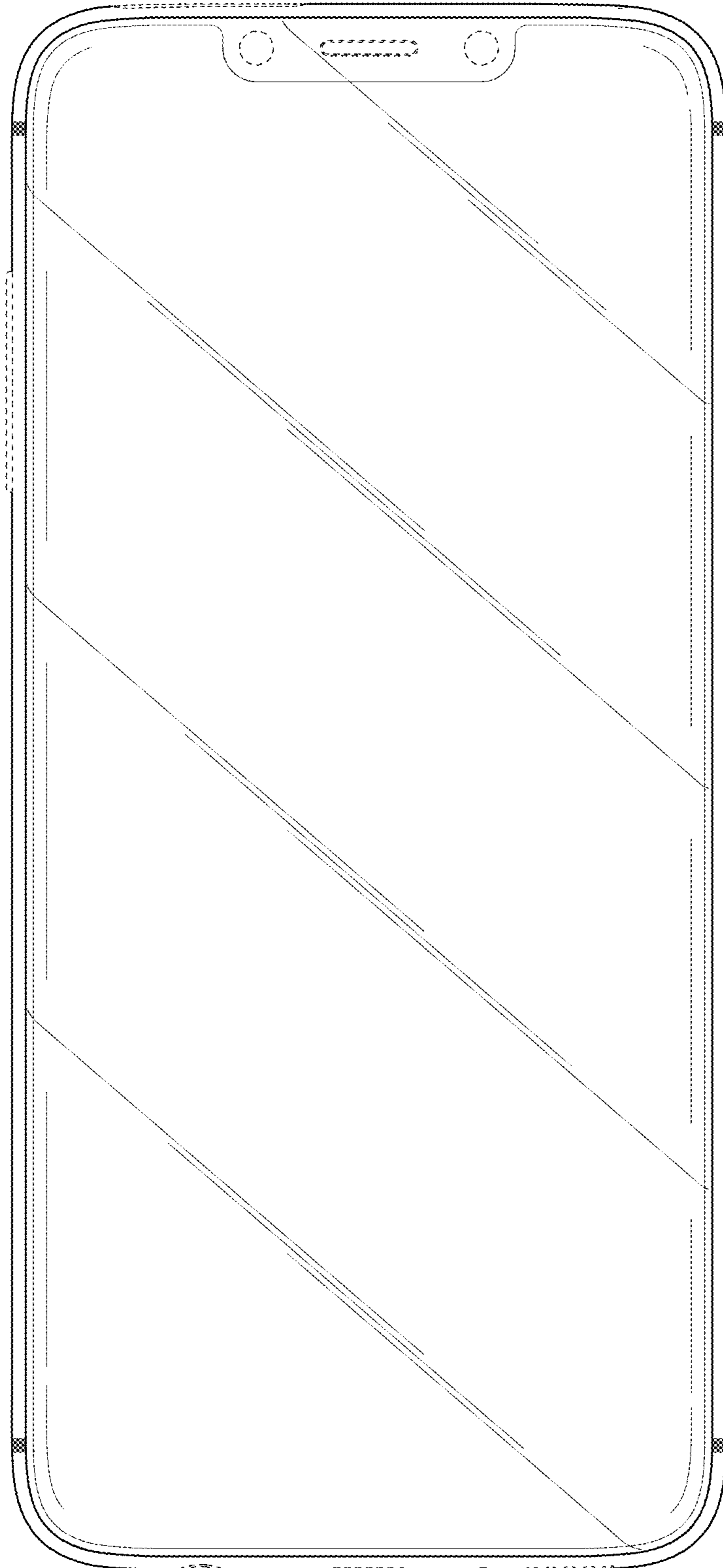


FIG. 3




FIG. 4




FIG. 5






FIG. 6




FIG. 7

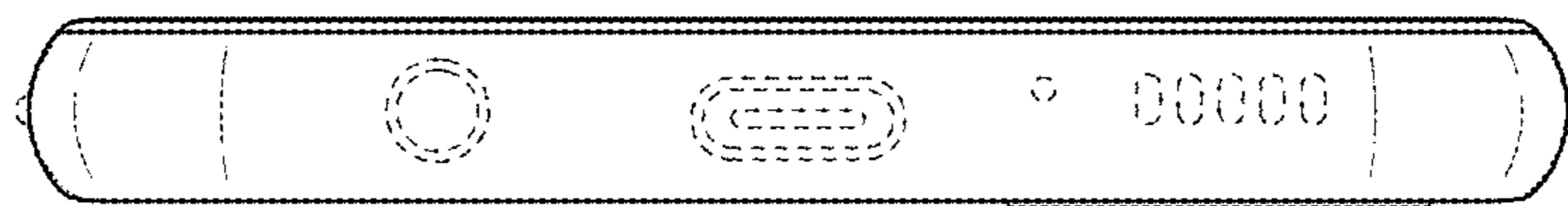
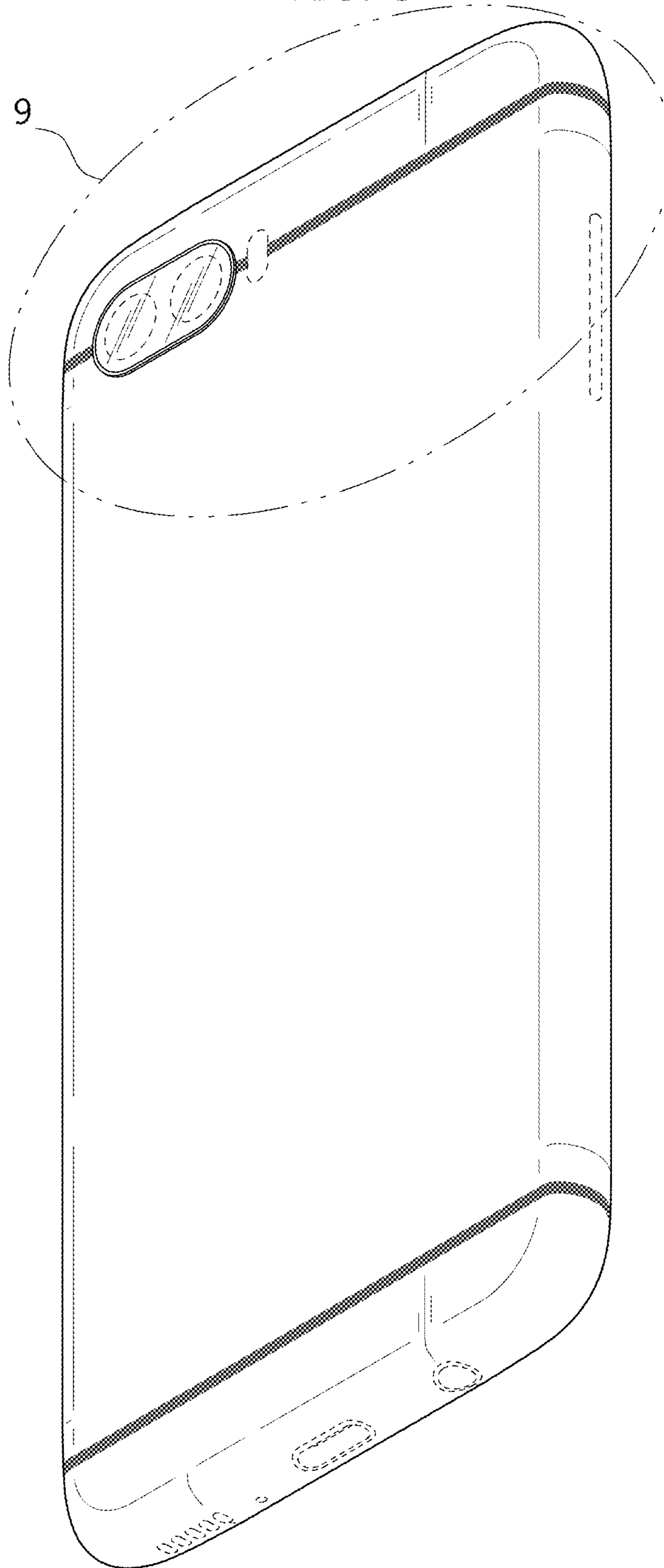


FIG. 8



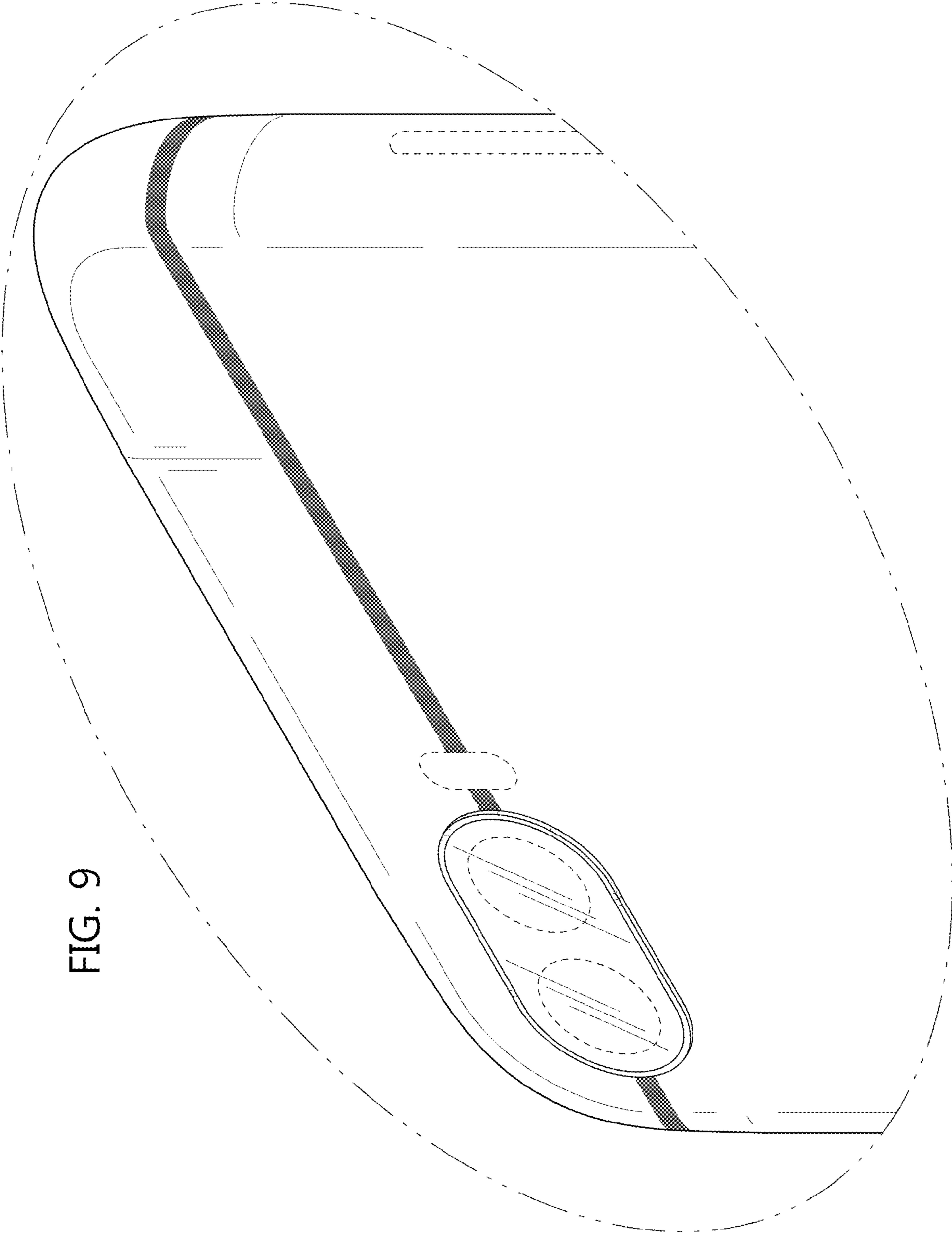


FIG. 9

FIG. 10

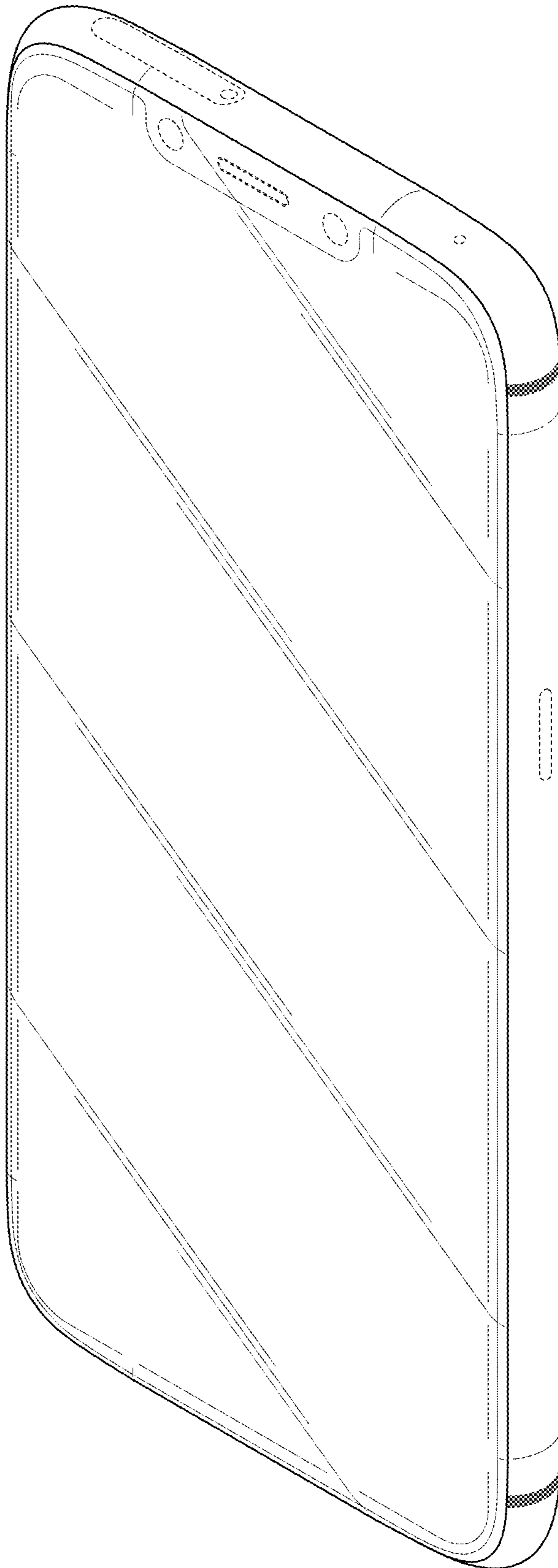


FIG. 11

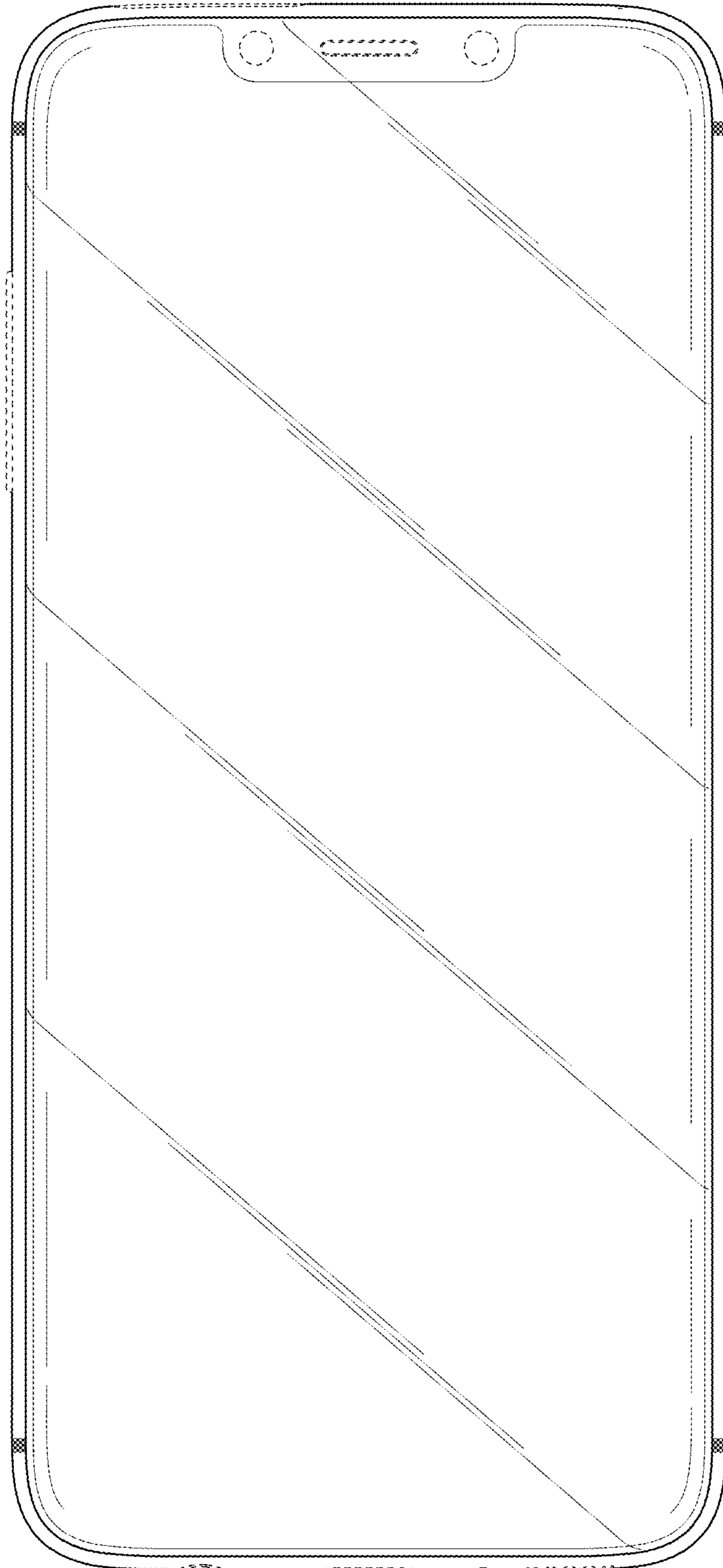


FIG. 12




FIG. 13




FIG. 14






FIG. 15



FIG. 16

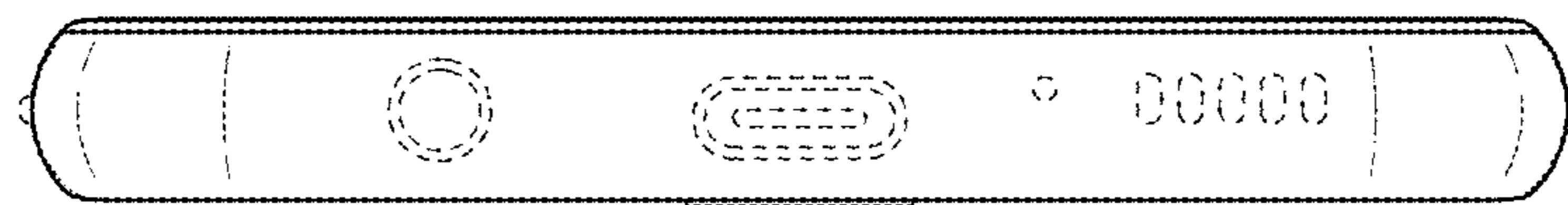
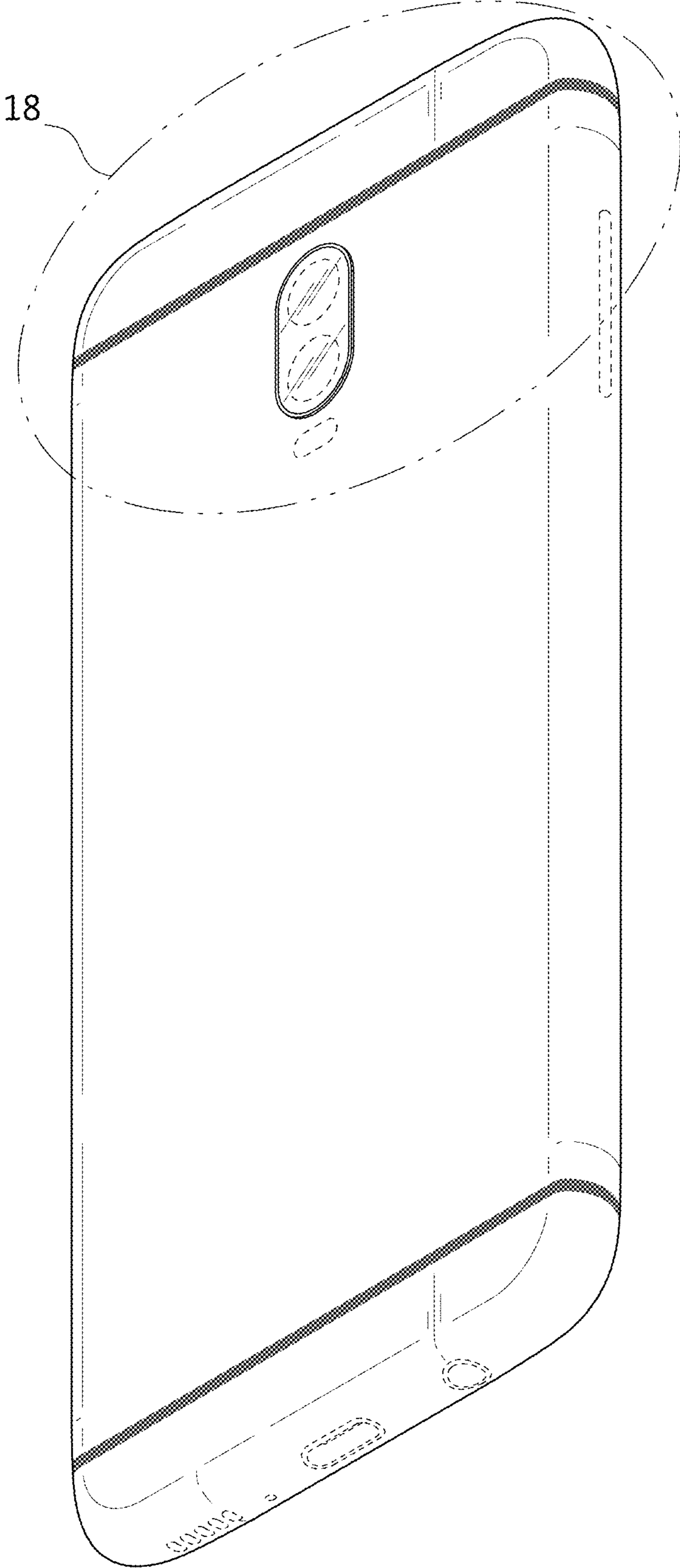


FIG. 17



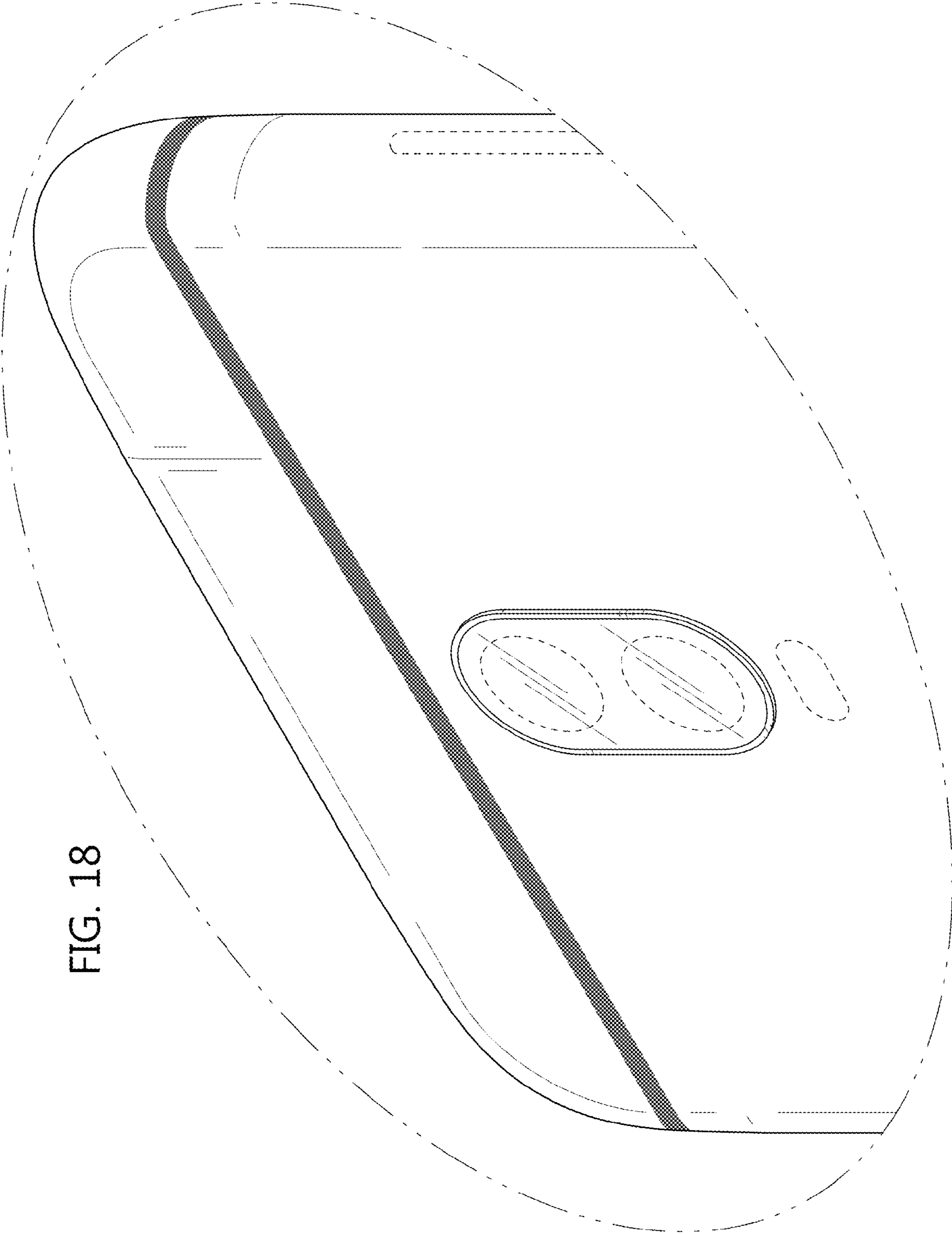


FIG. 18

FIG. 19

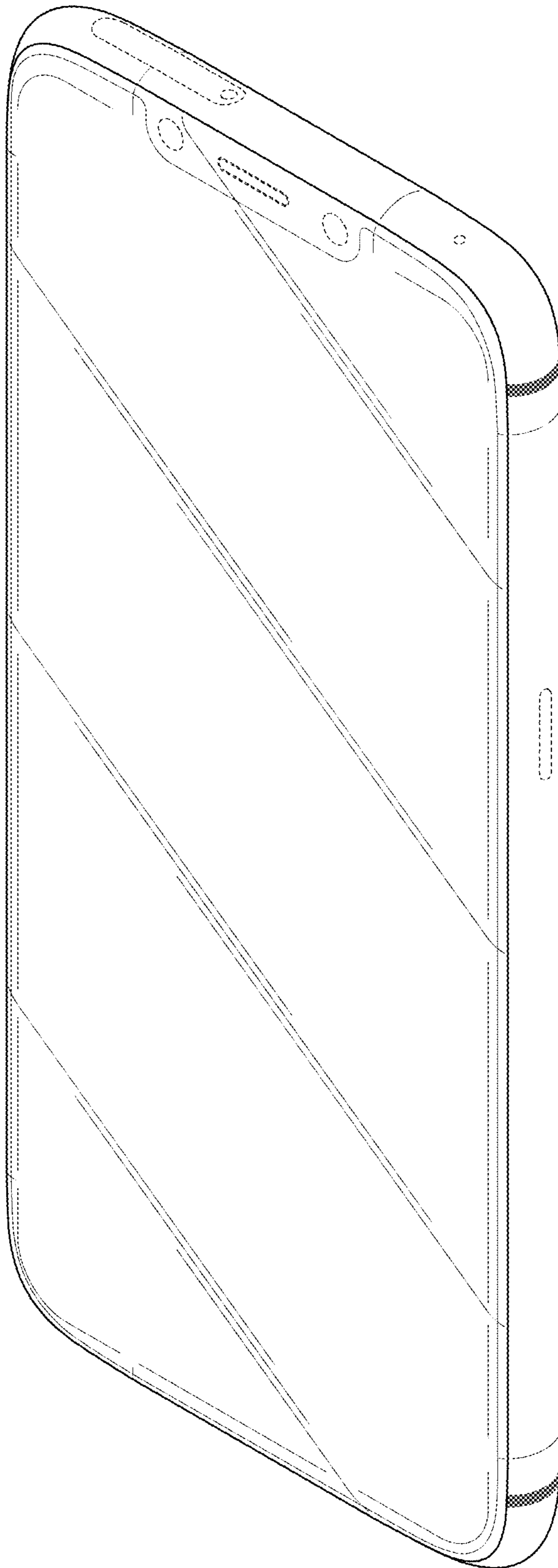


FIG. 20

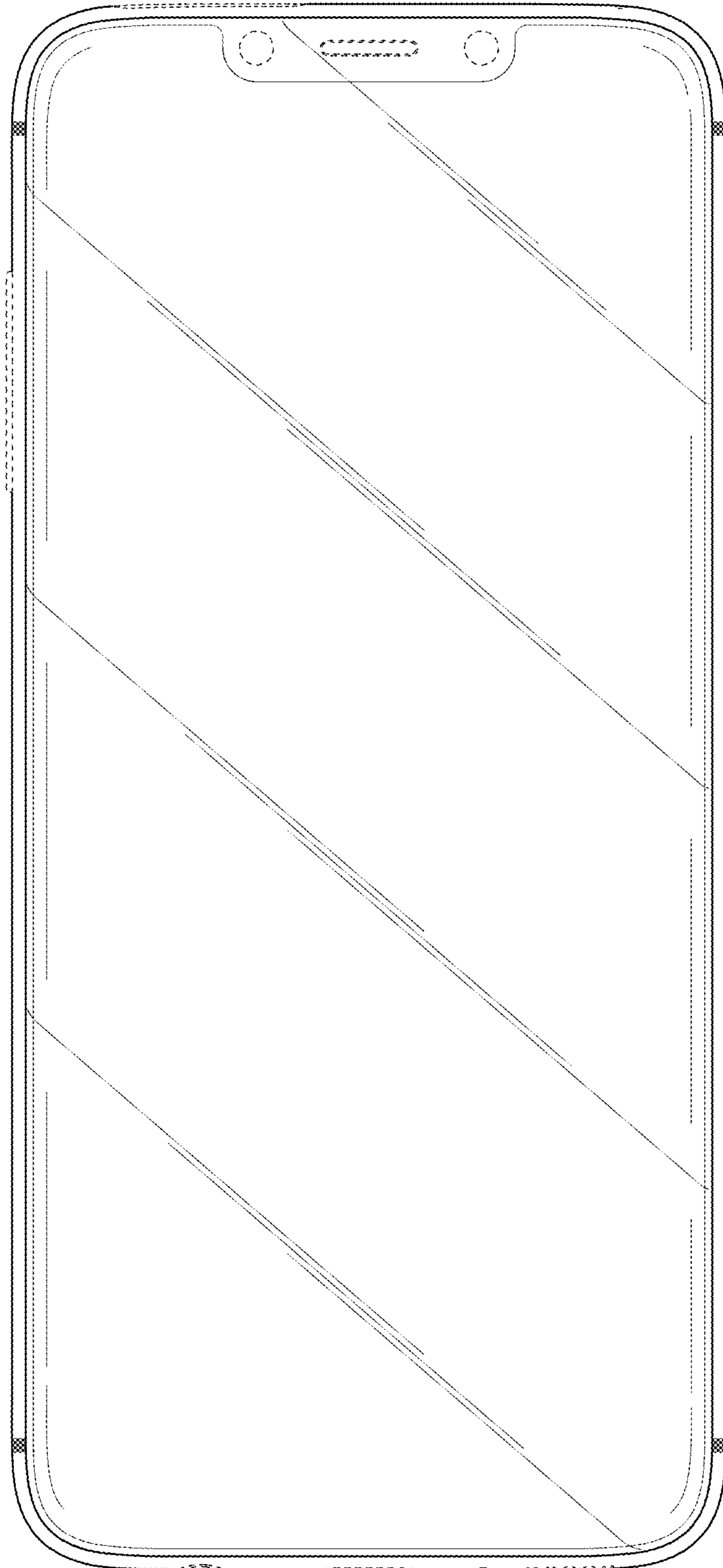


FIG. 21




FIG. 22




FIG. 23






FIG. 24



FIG. 25

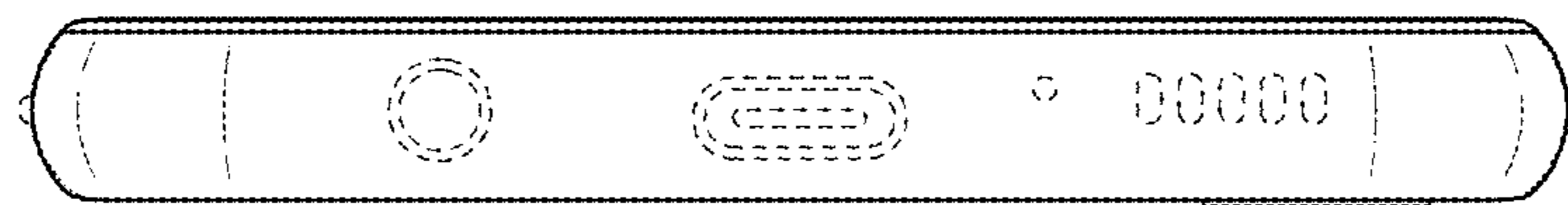



FIG. 26



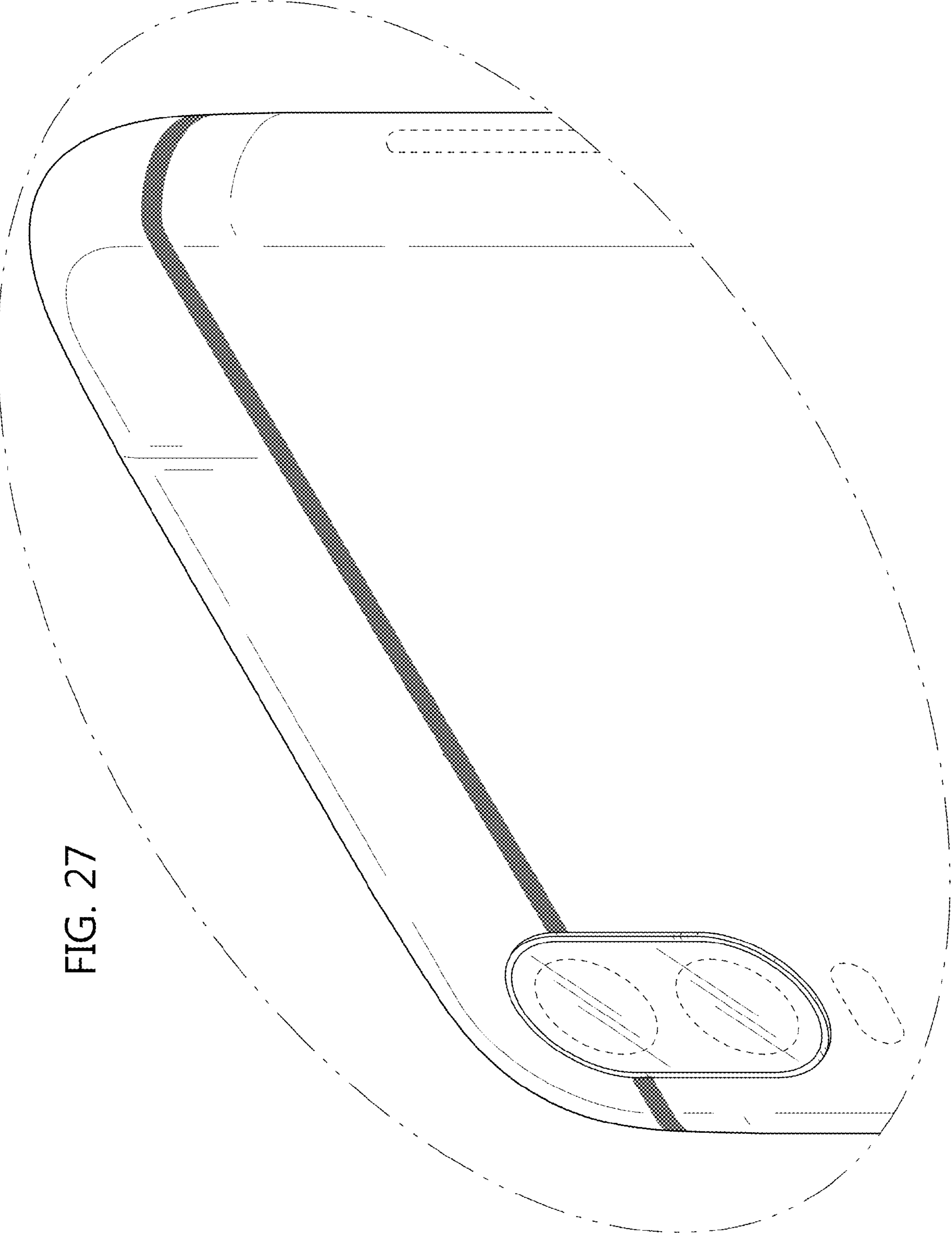


FIG. 27

FIG. 28

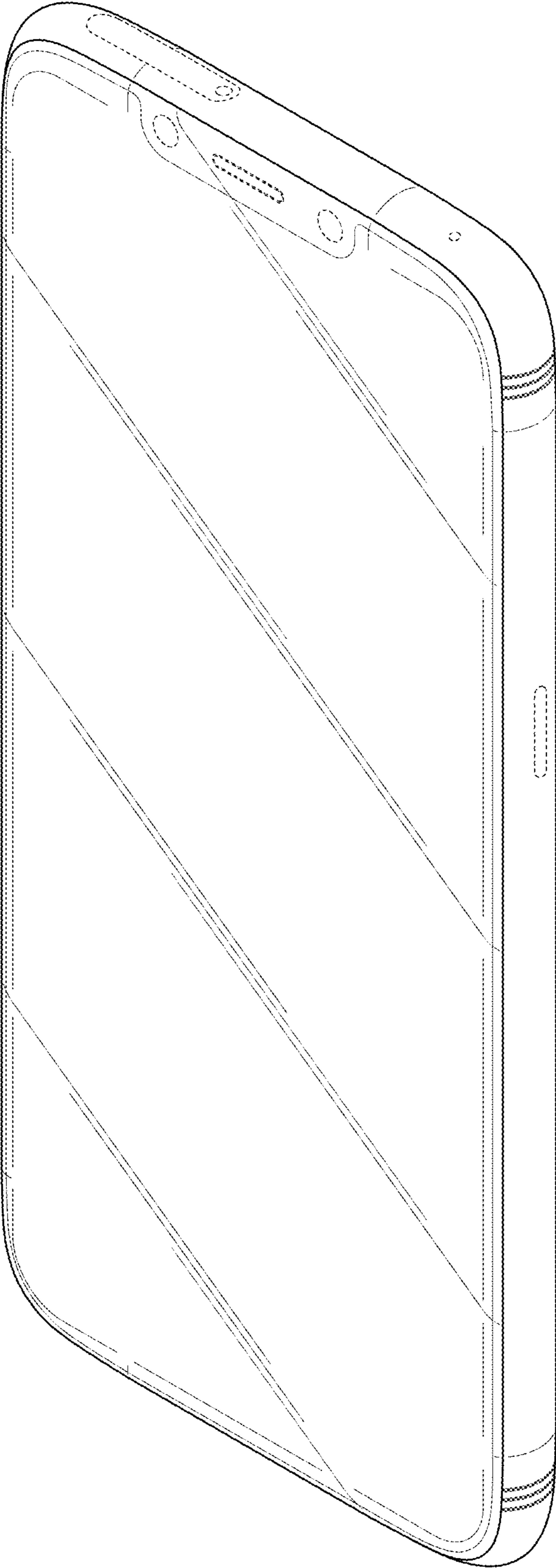


FIG. 29

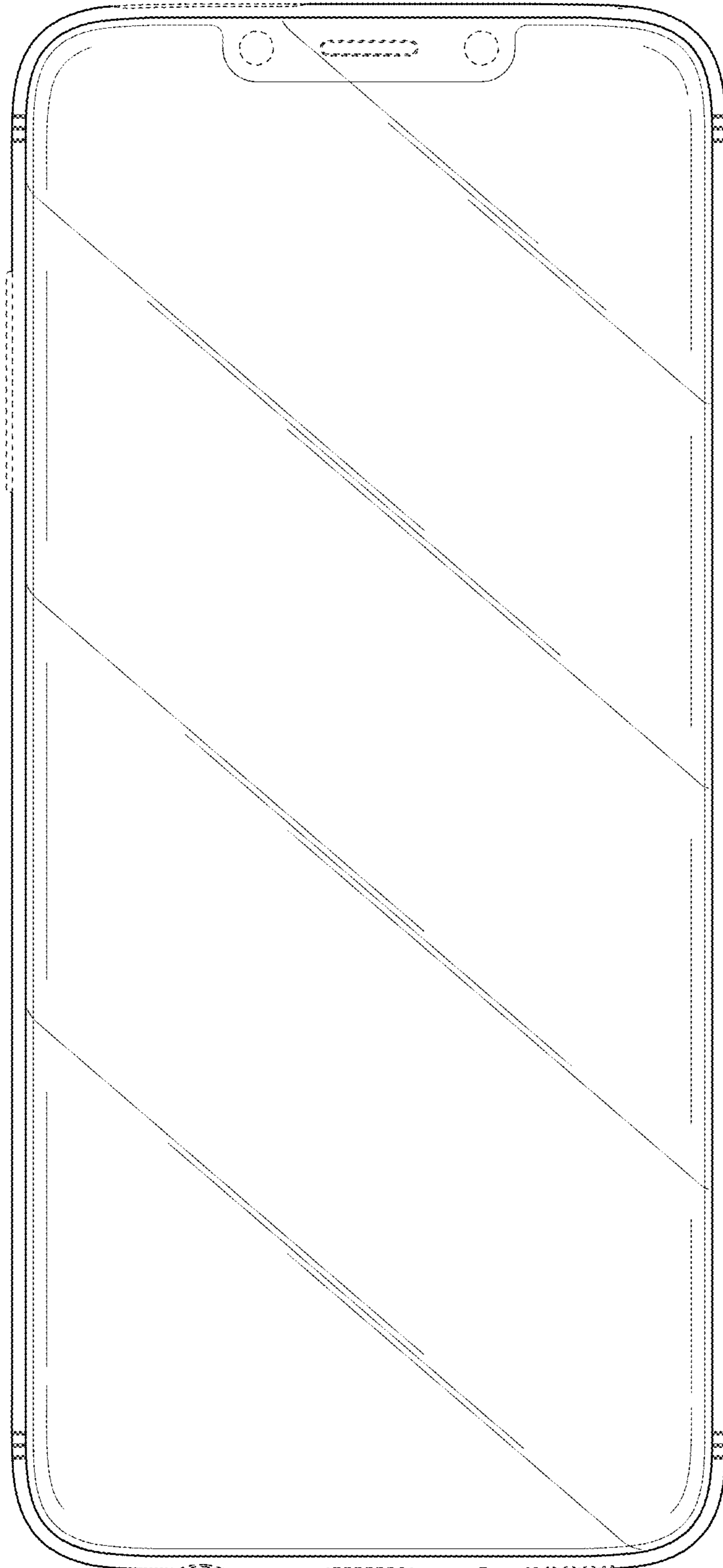


FIG. 30




FIG. 31




FIG. 32






FIG. 33



FIG. 34

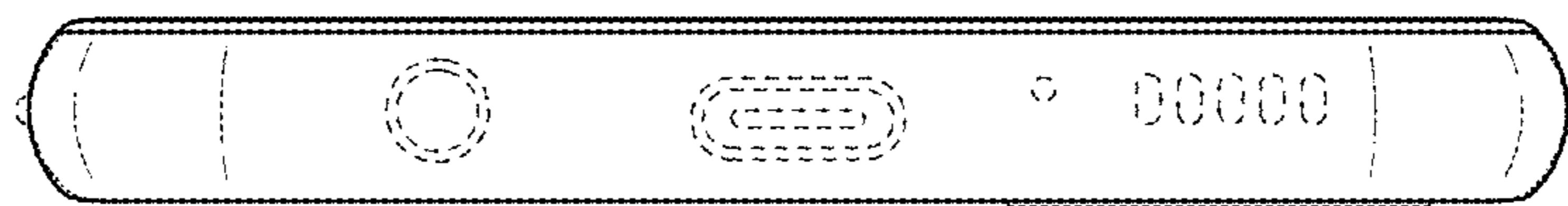
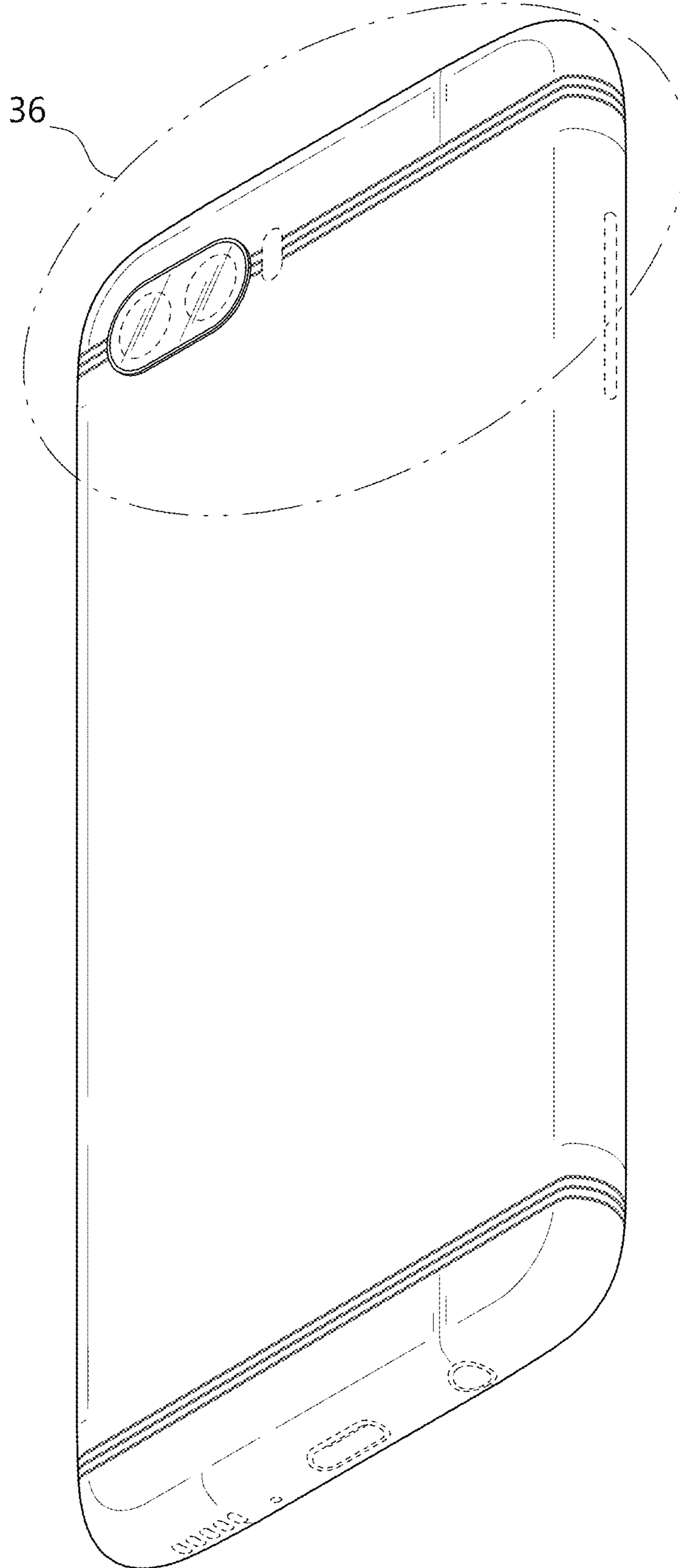


FIG. 35



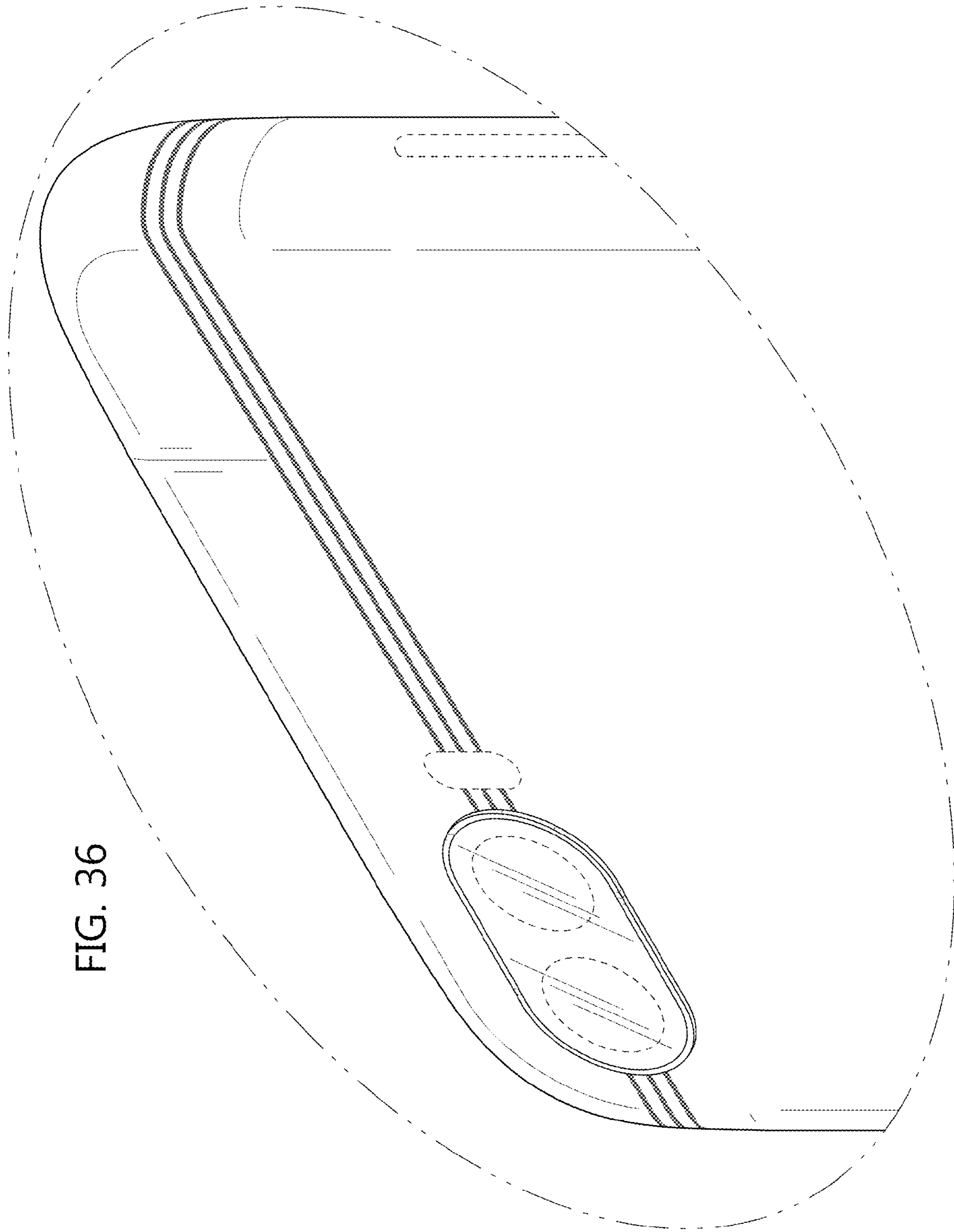


FIG. 36

FIG. 37

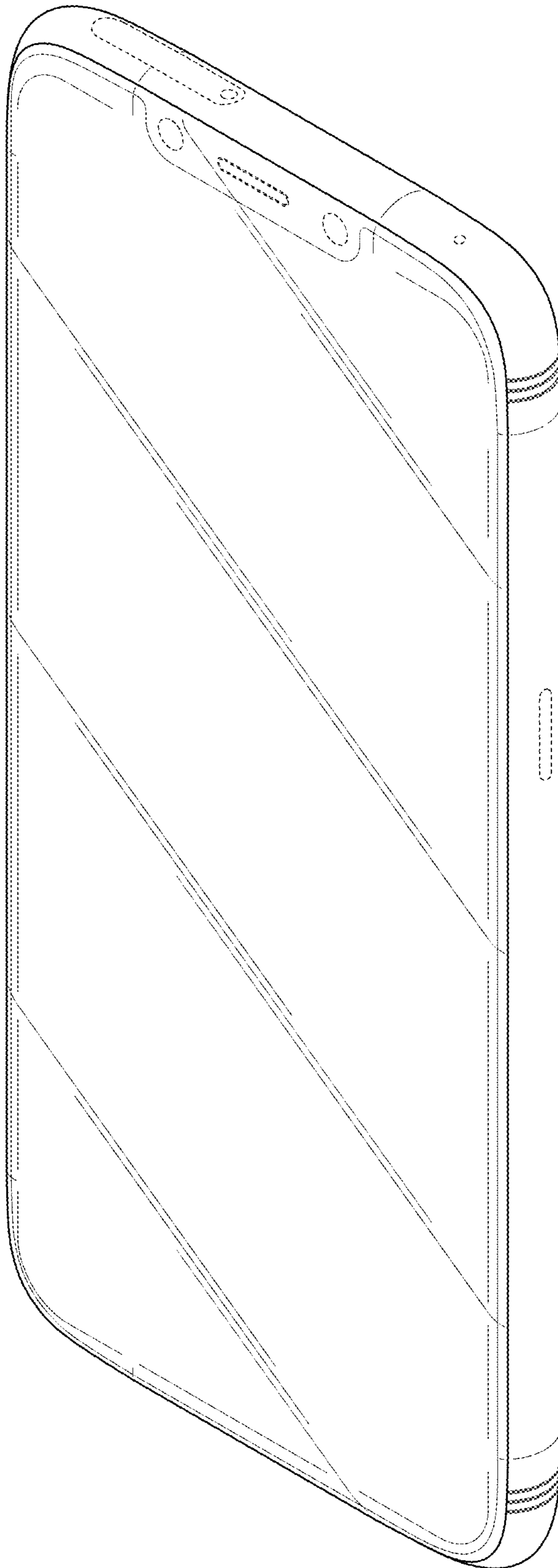


FIG. 38

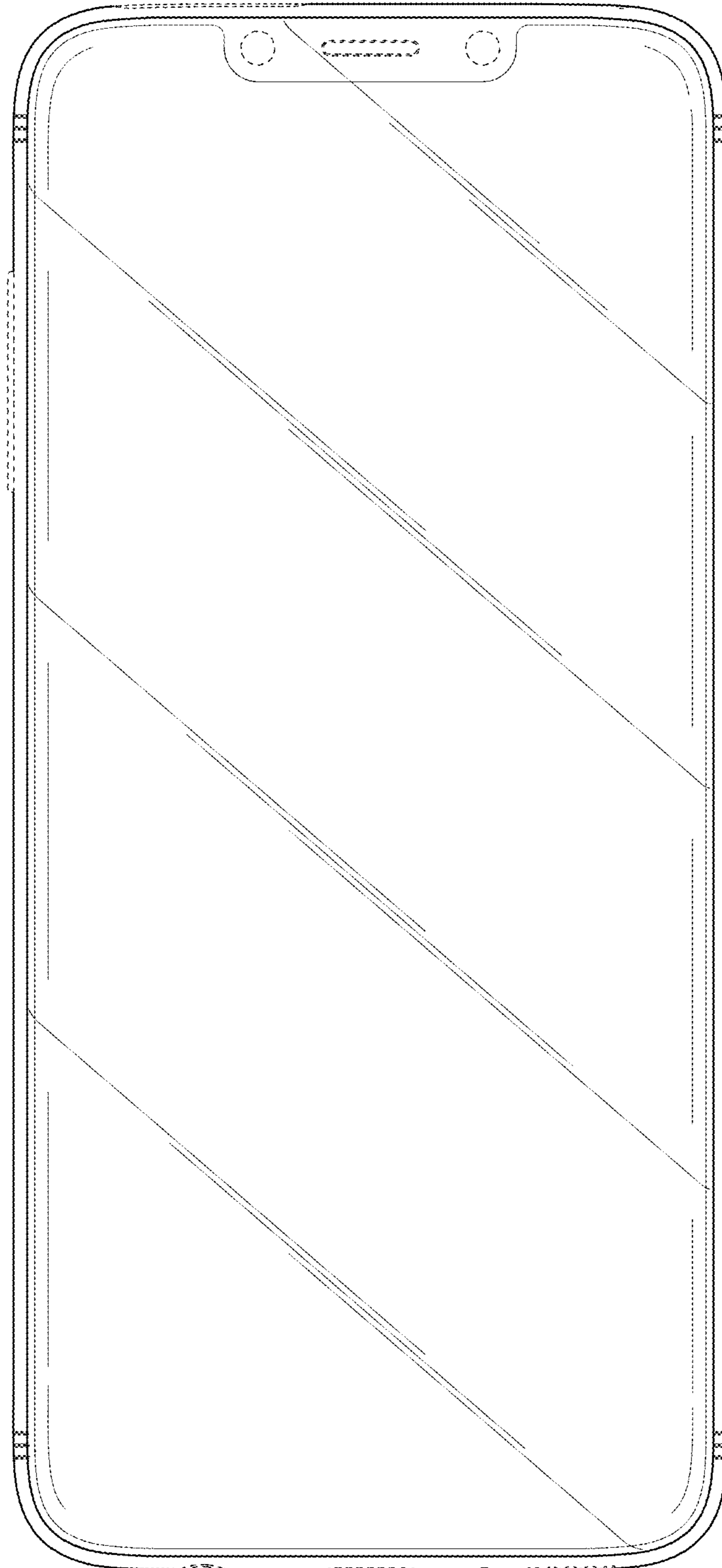


FIG. 39




FIG. 40




FIG. 41






FIG. 42



FIG. 43

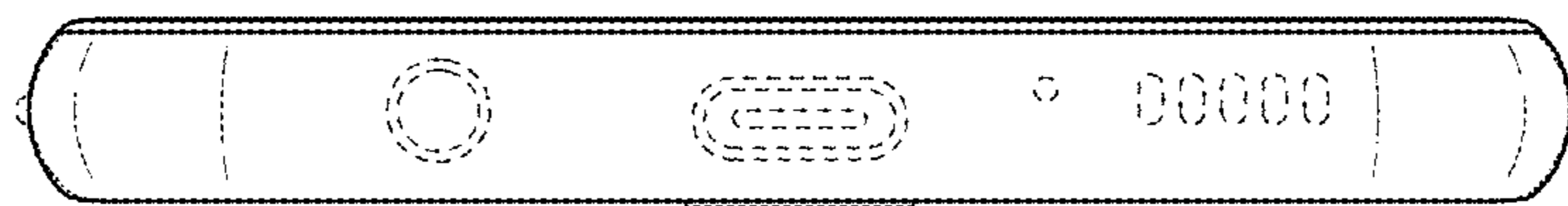
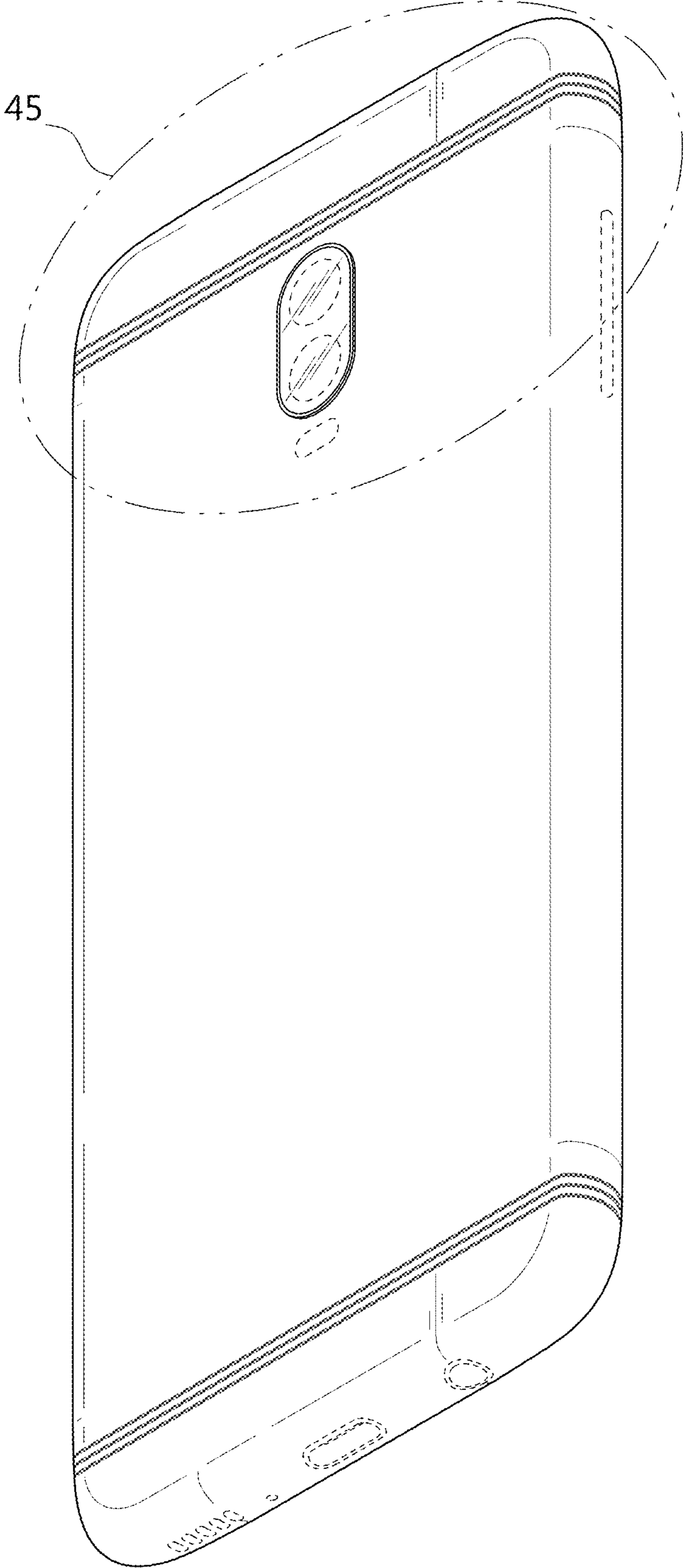


FIG. 44



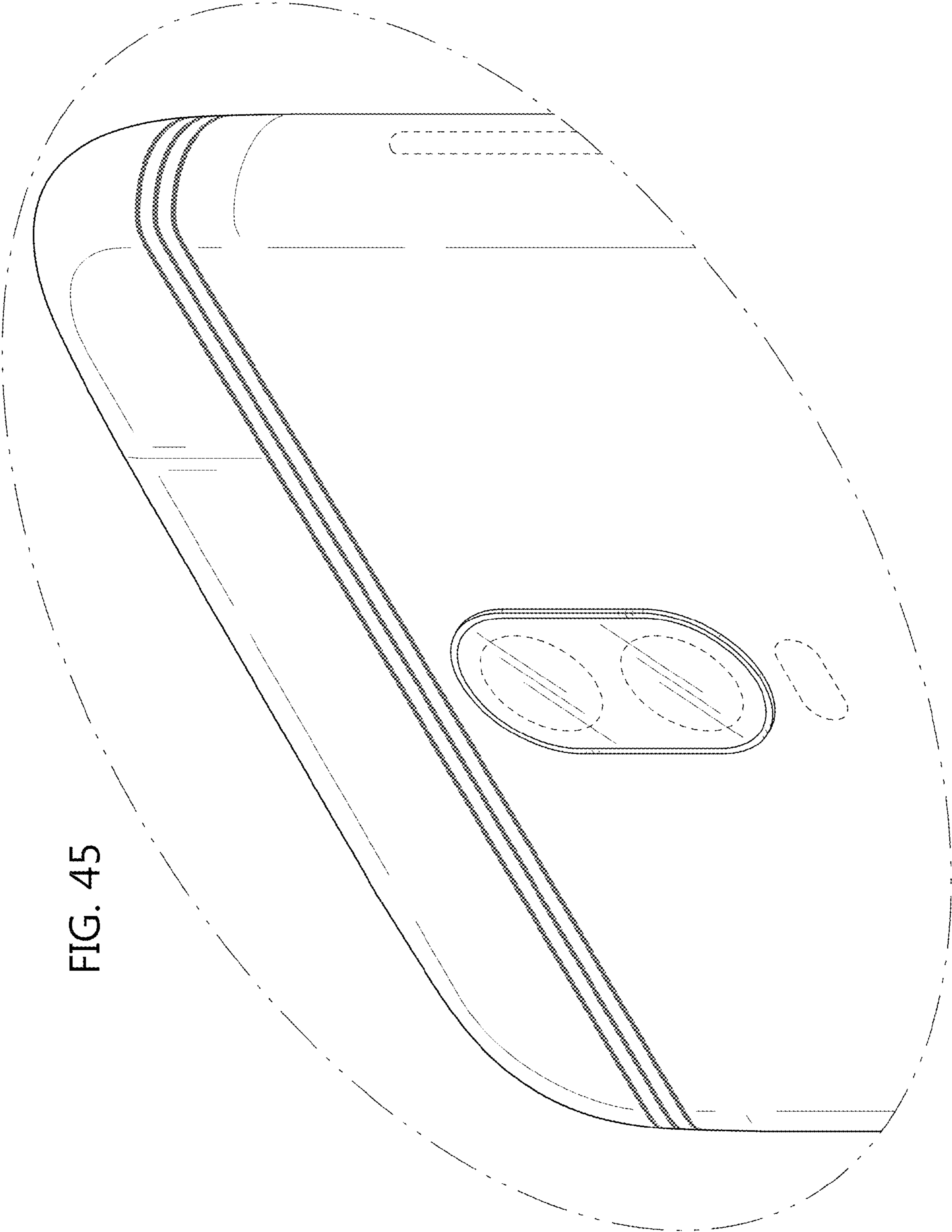


FIG. 45

FIG. 46

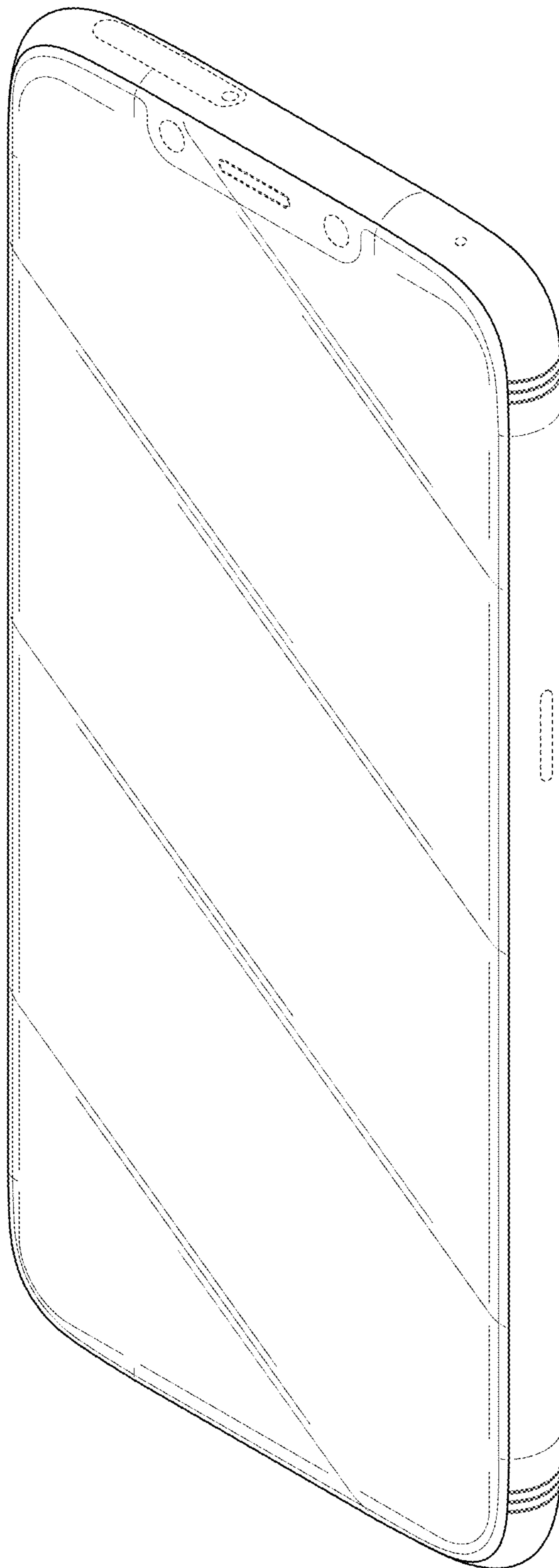


FIG. 47

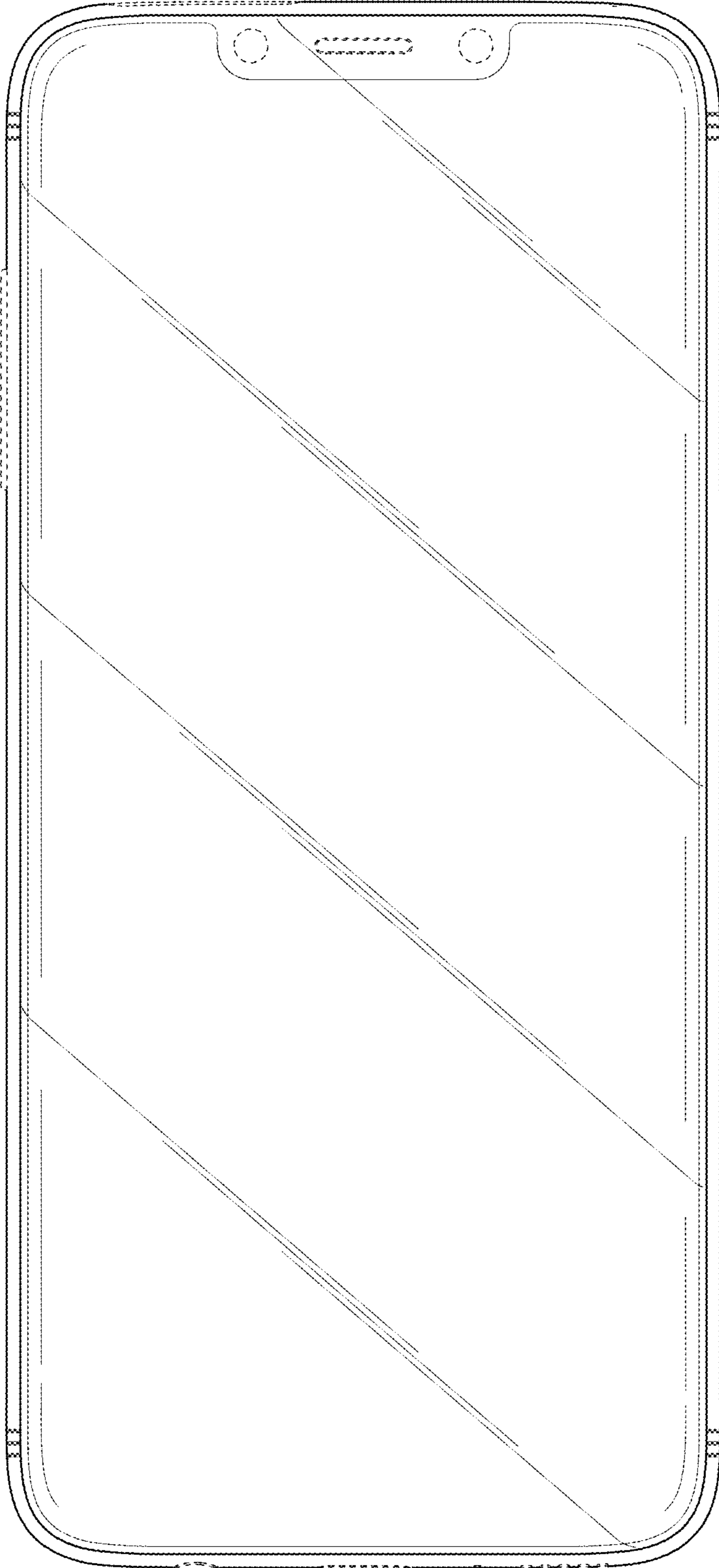


FIG. 48




FIG. 49




FIG. 50






FIG. 51



FIG. 52

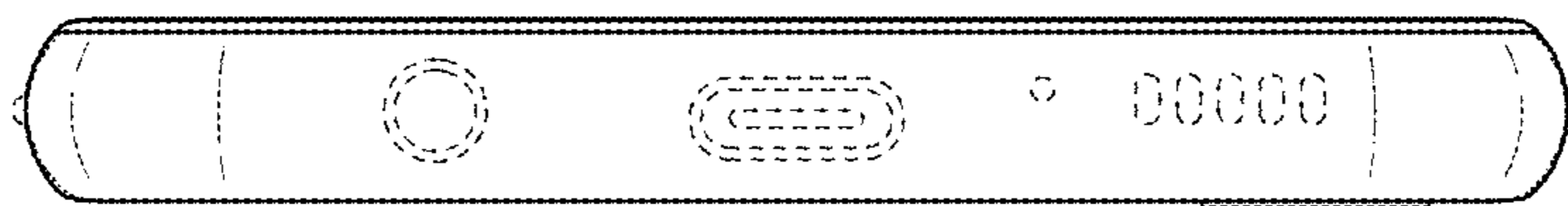
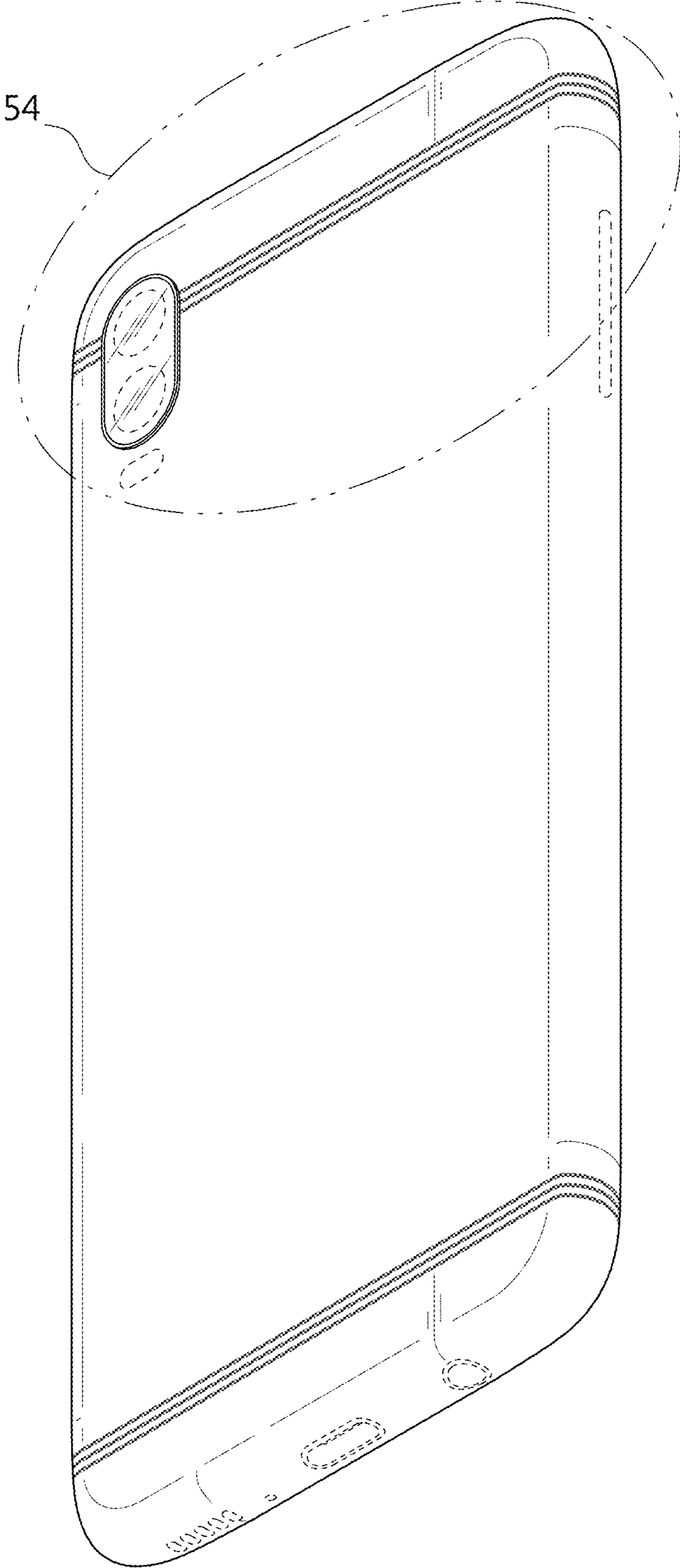


FIG. 53



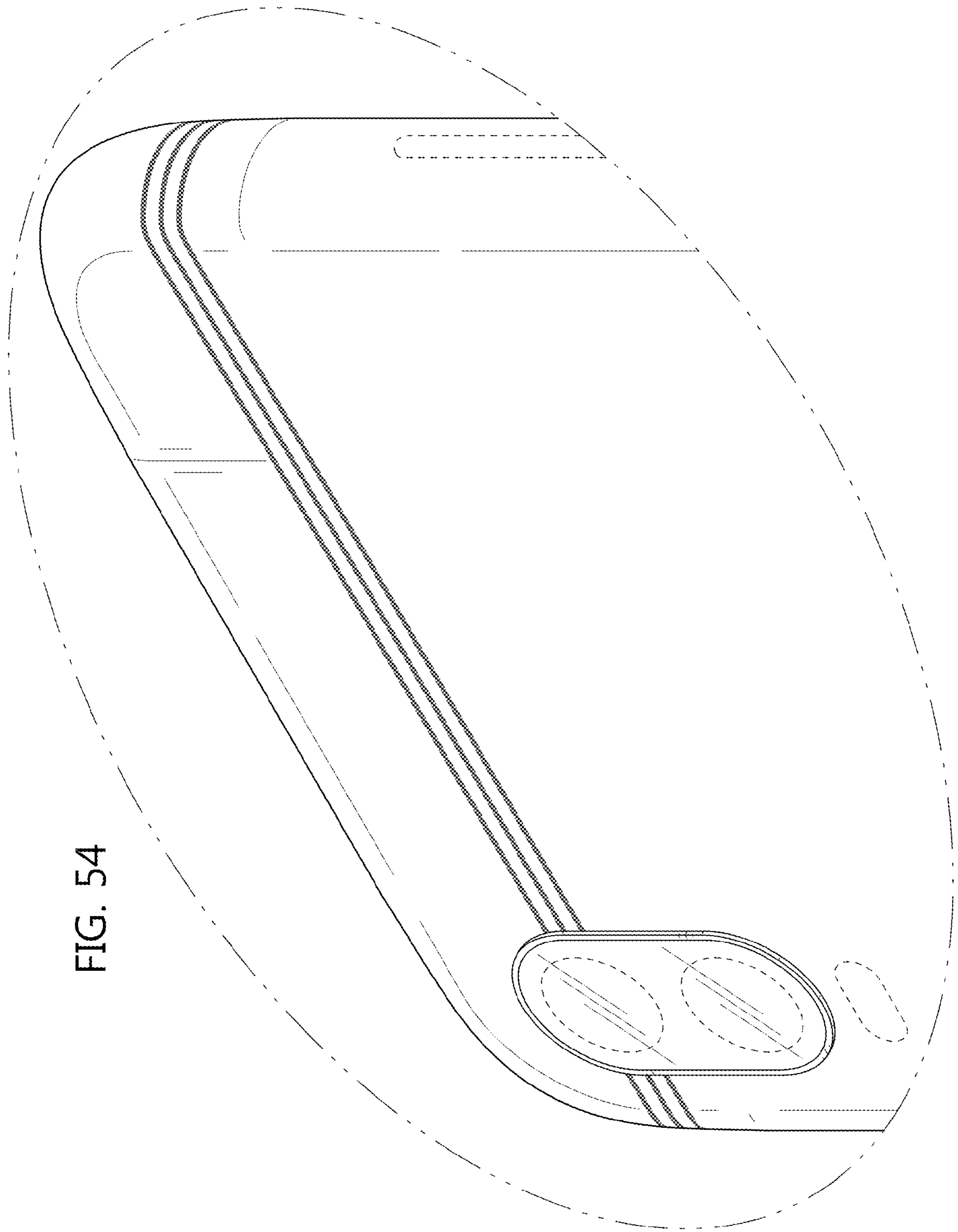


FIG. 54

FIG. 55

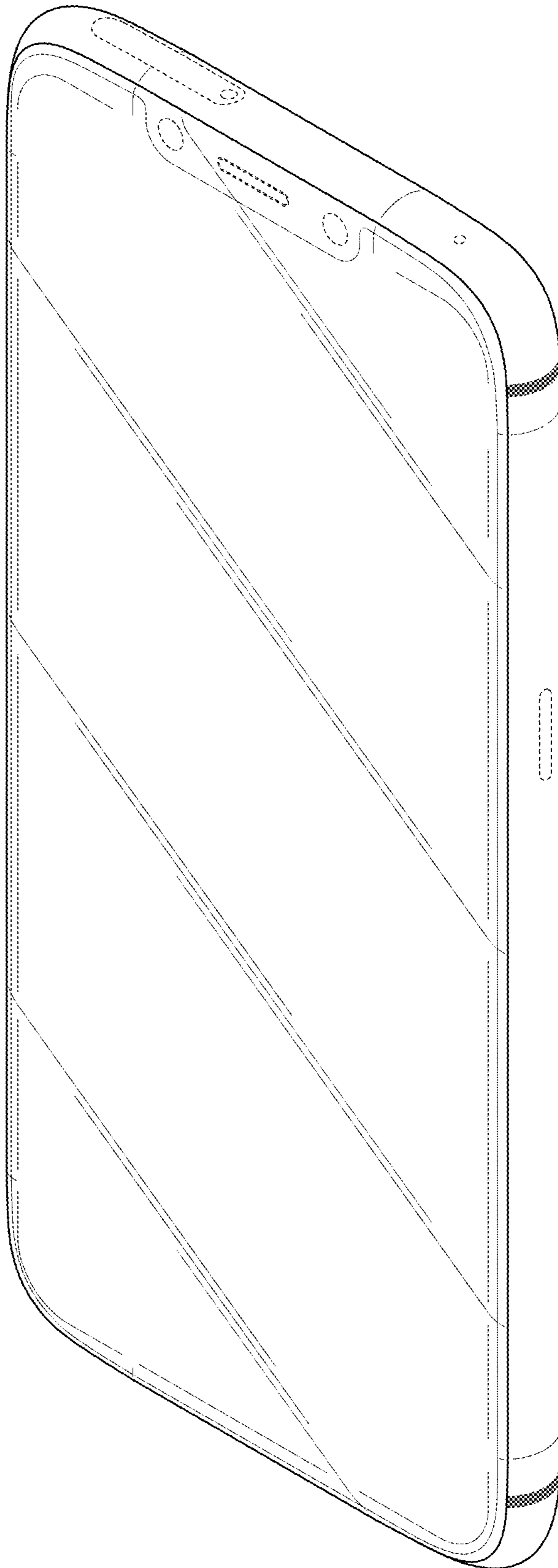


FIG. 56

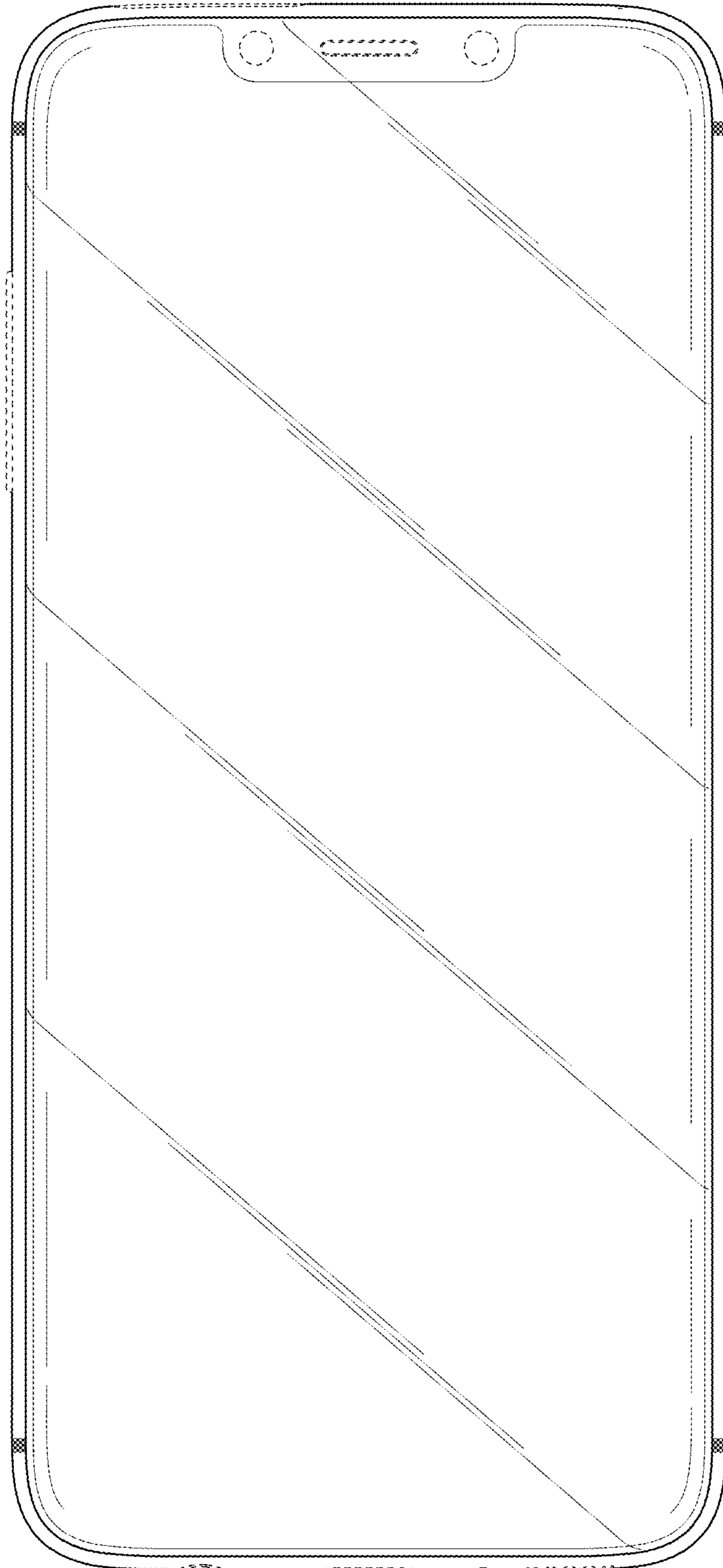


FIG. 57




FIG. 58




FIG. 59






FIG. 60



FIG. 61

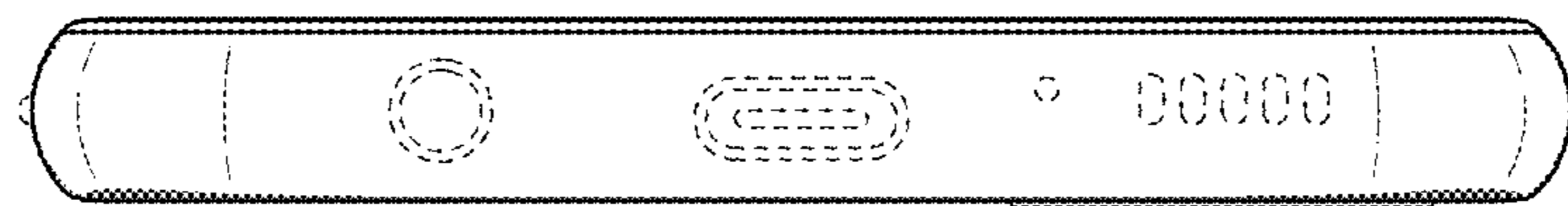
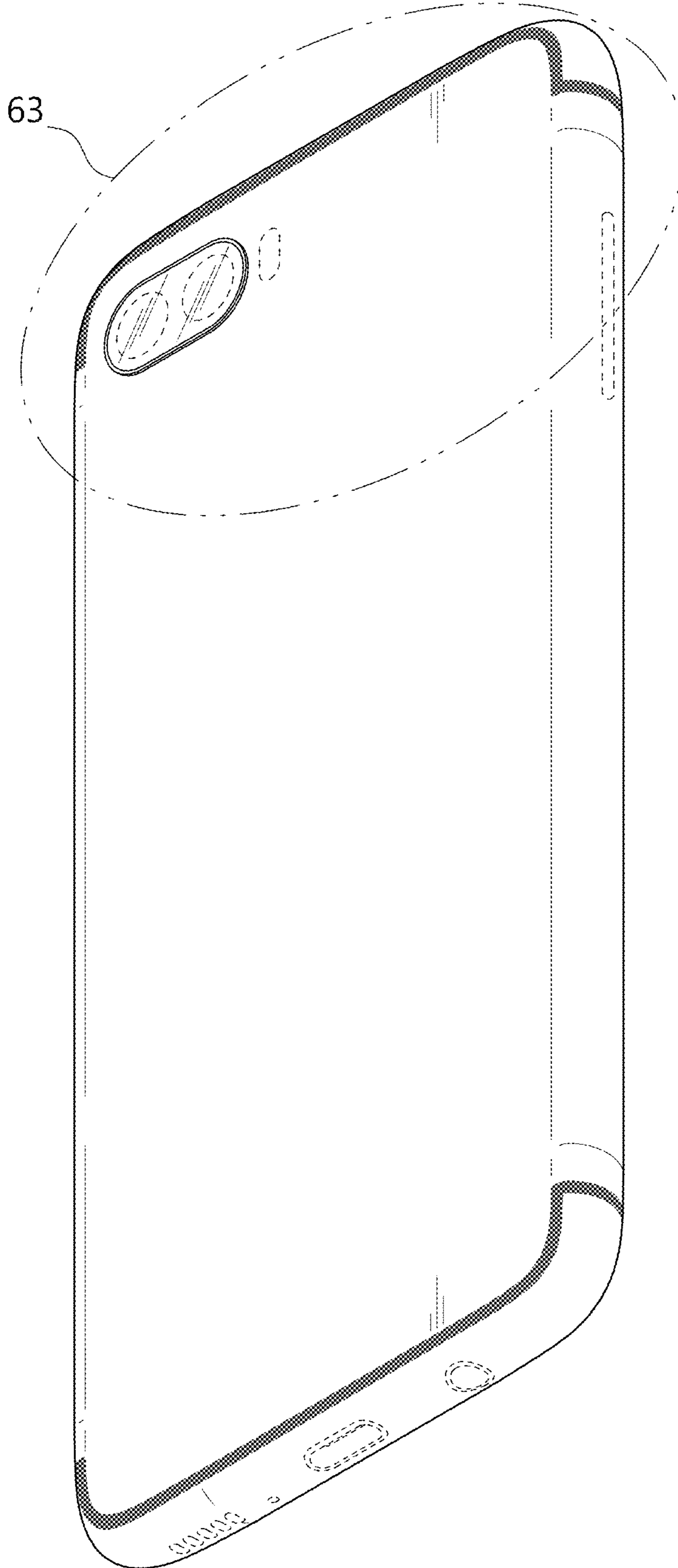


FIG. 62



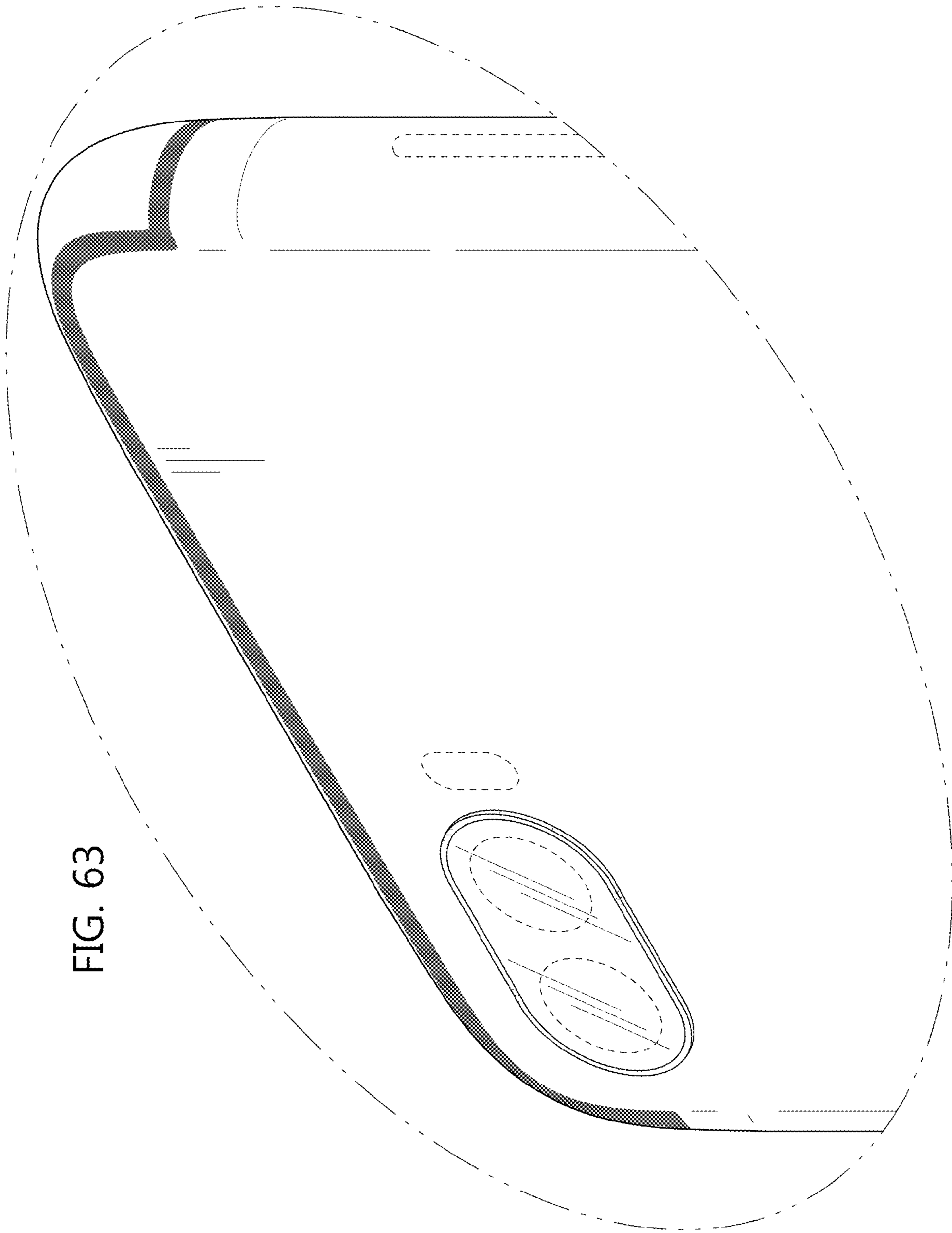


FIG. 63

FIG. 64

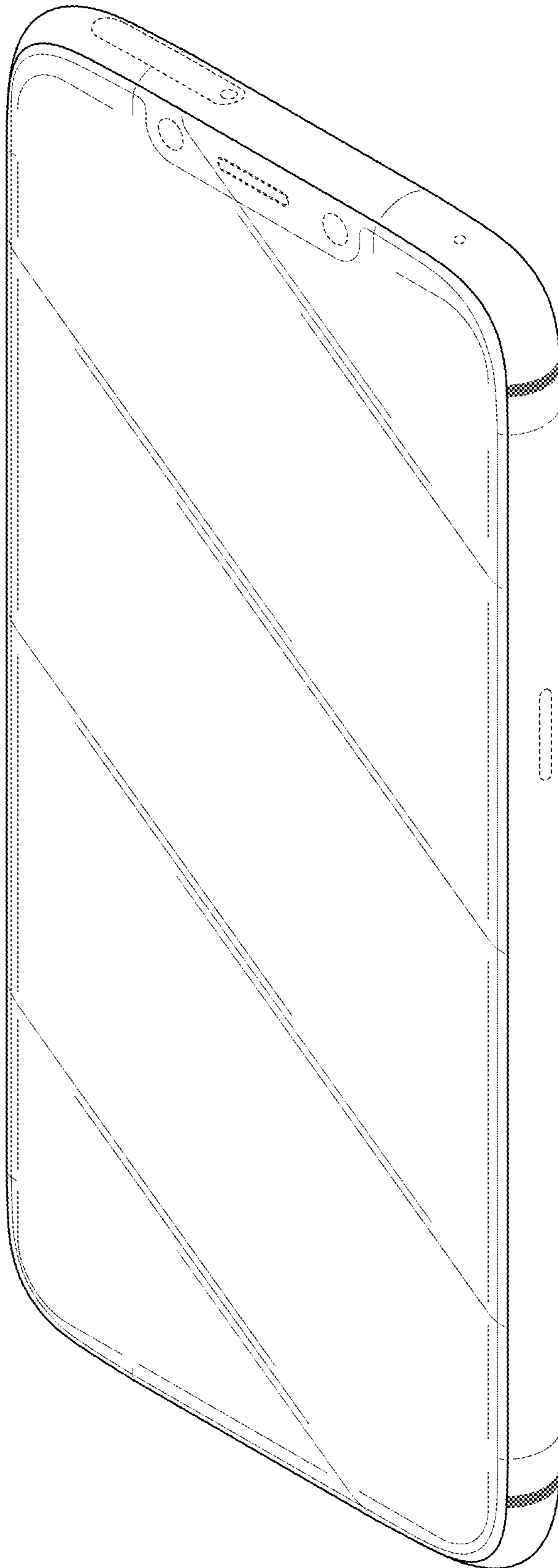


FIG. 65

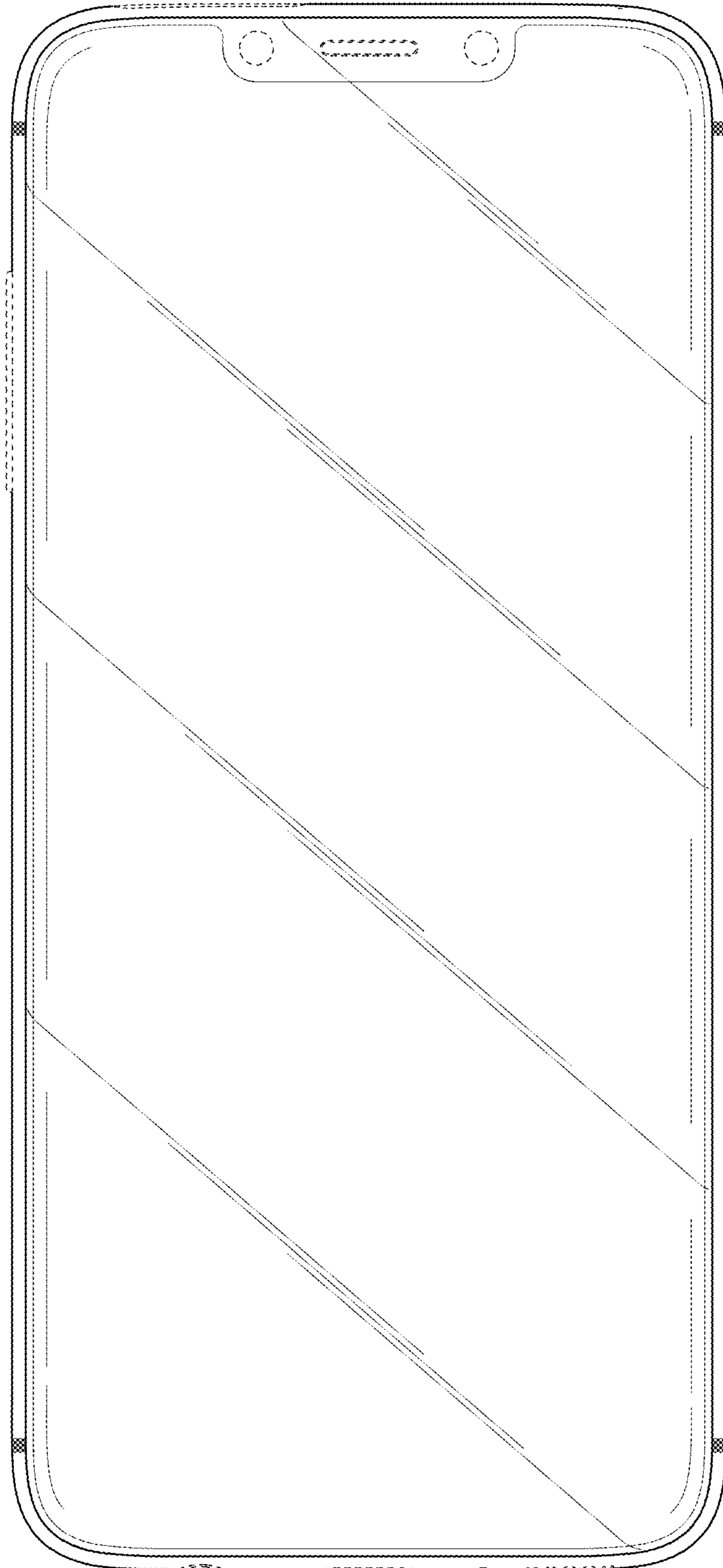


FIG. 66




FIG. 67




FIG. 68






FIG. 69



FIG. 70

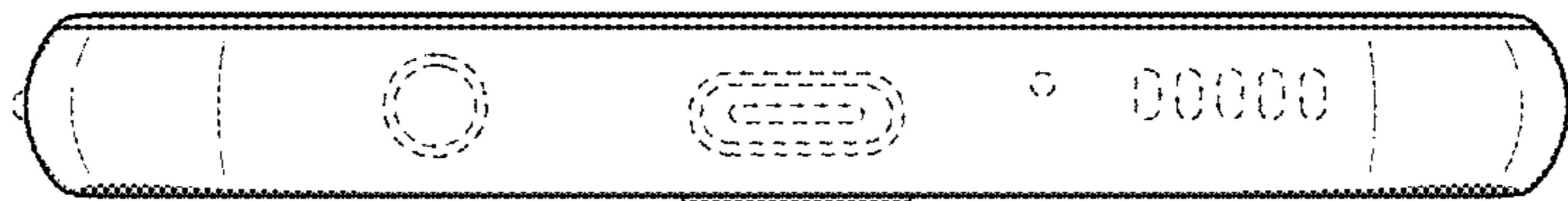
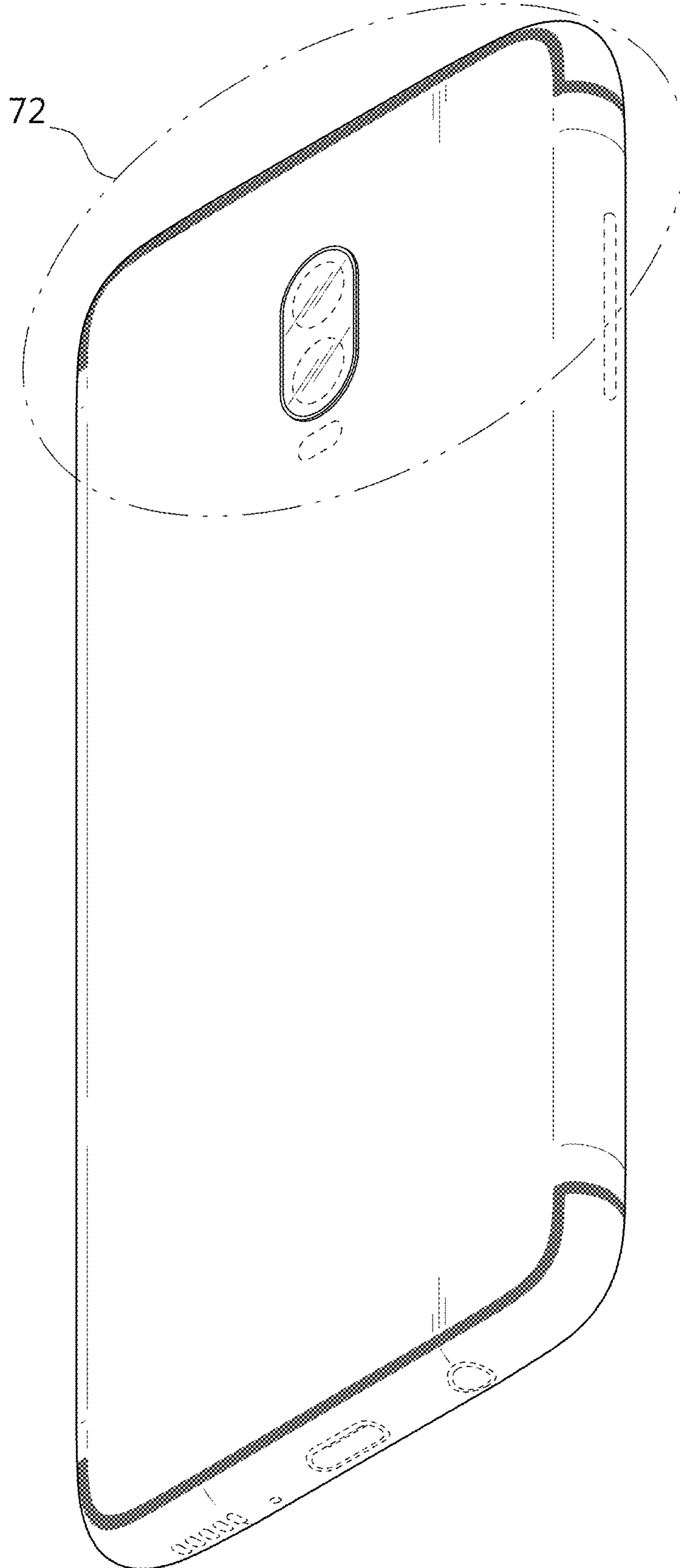


FIG. 71



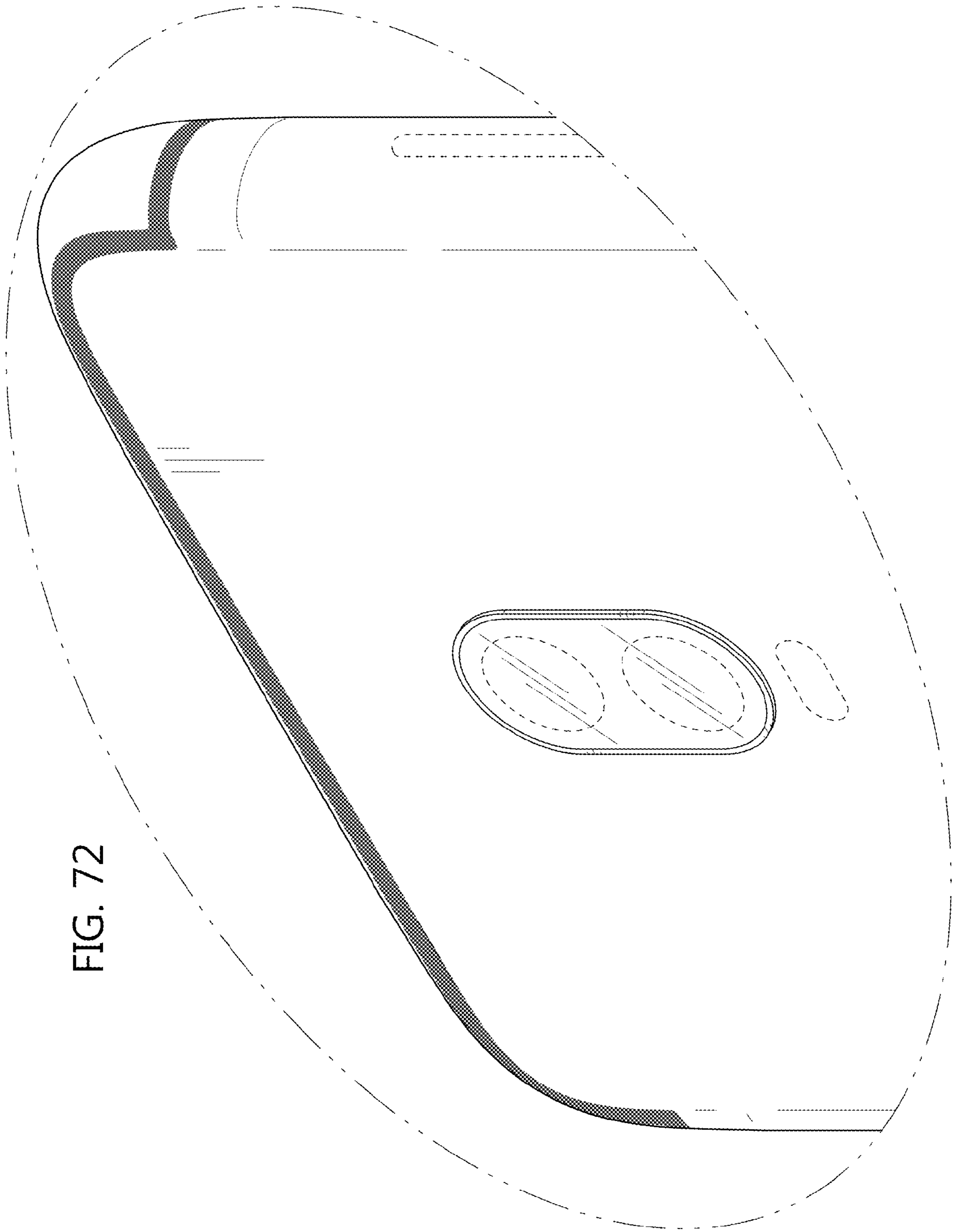


FIG. 72

FIG. 73

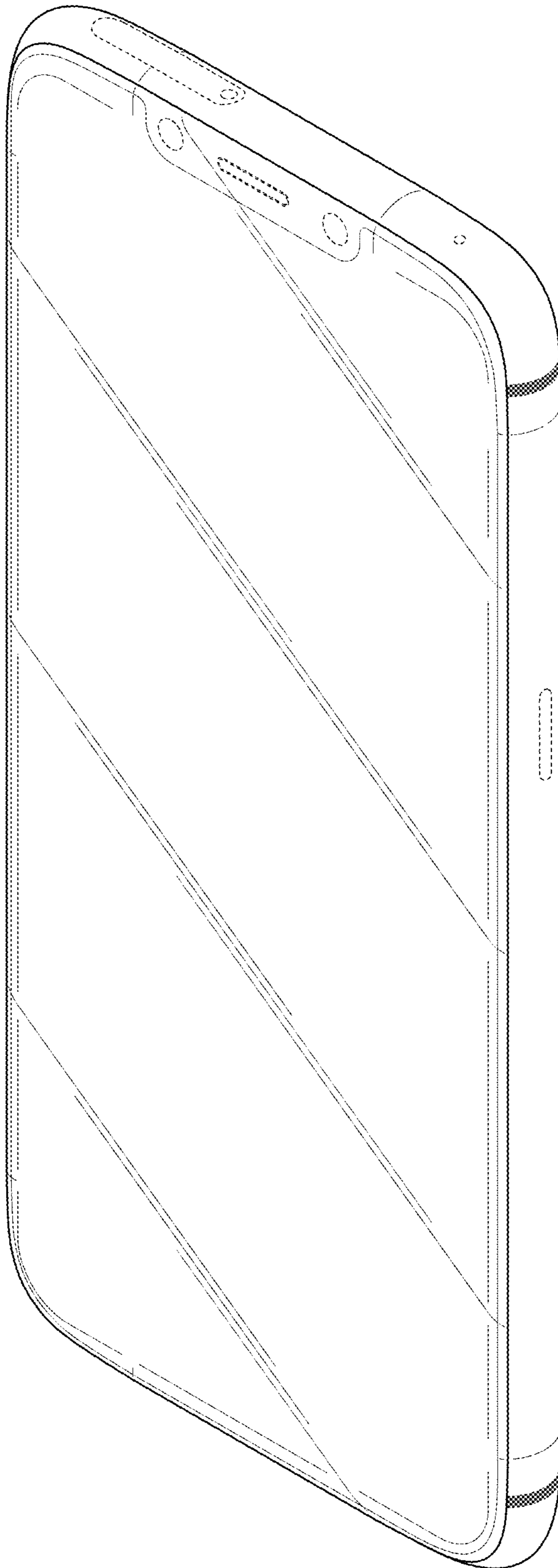


FIG. 74

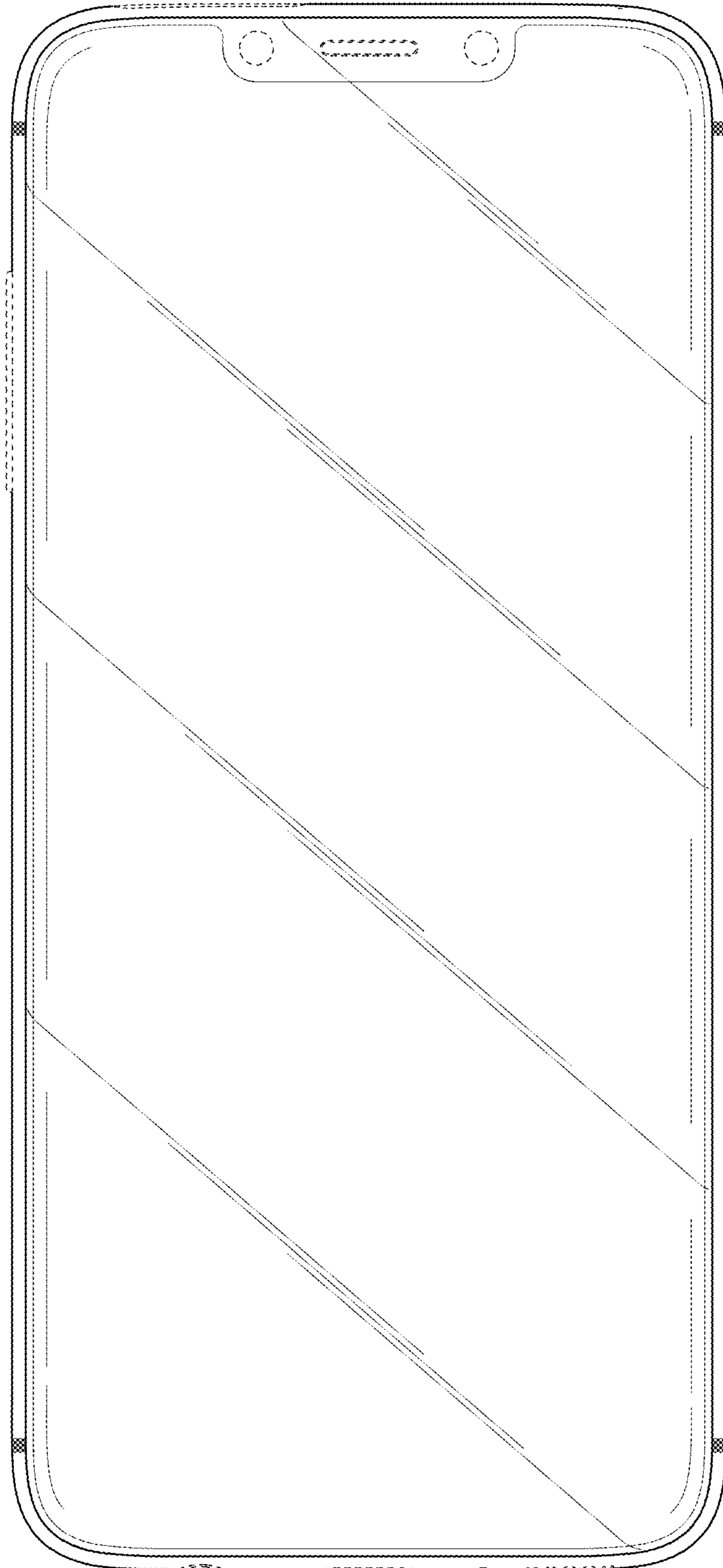


FIG. 75




FIG. 76




FIG. 77






FIG. 78



FIG. 79

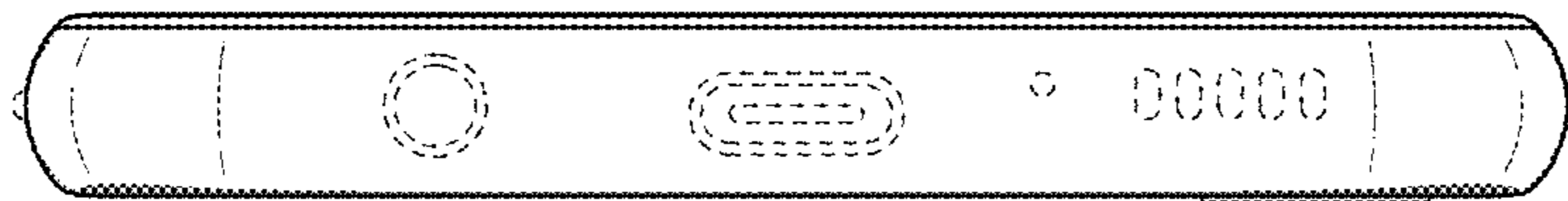
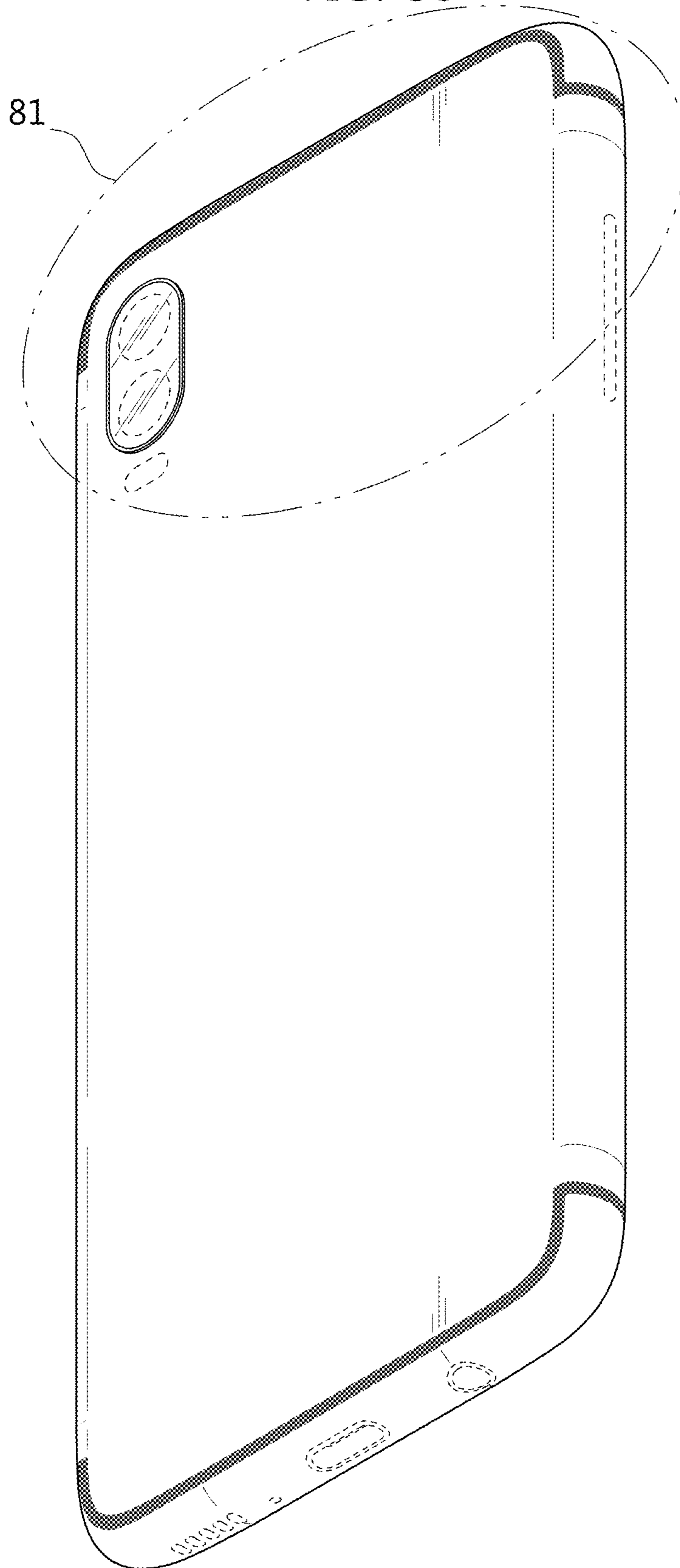


FIG. 80



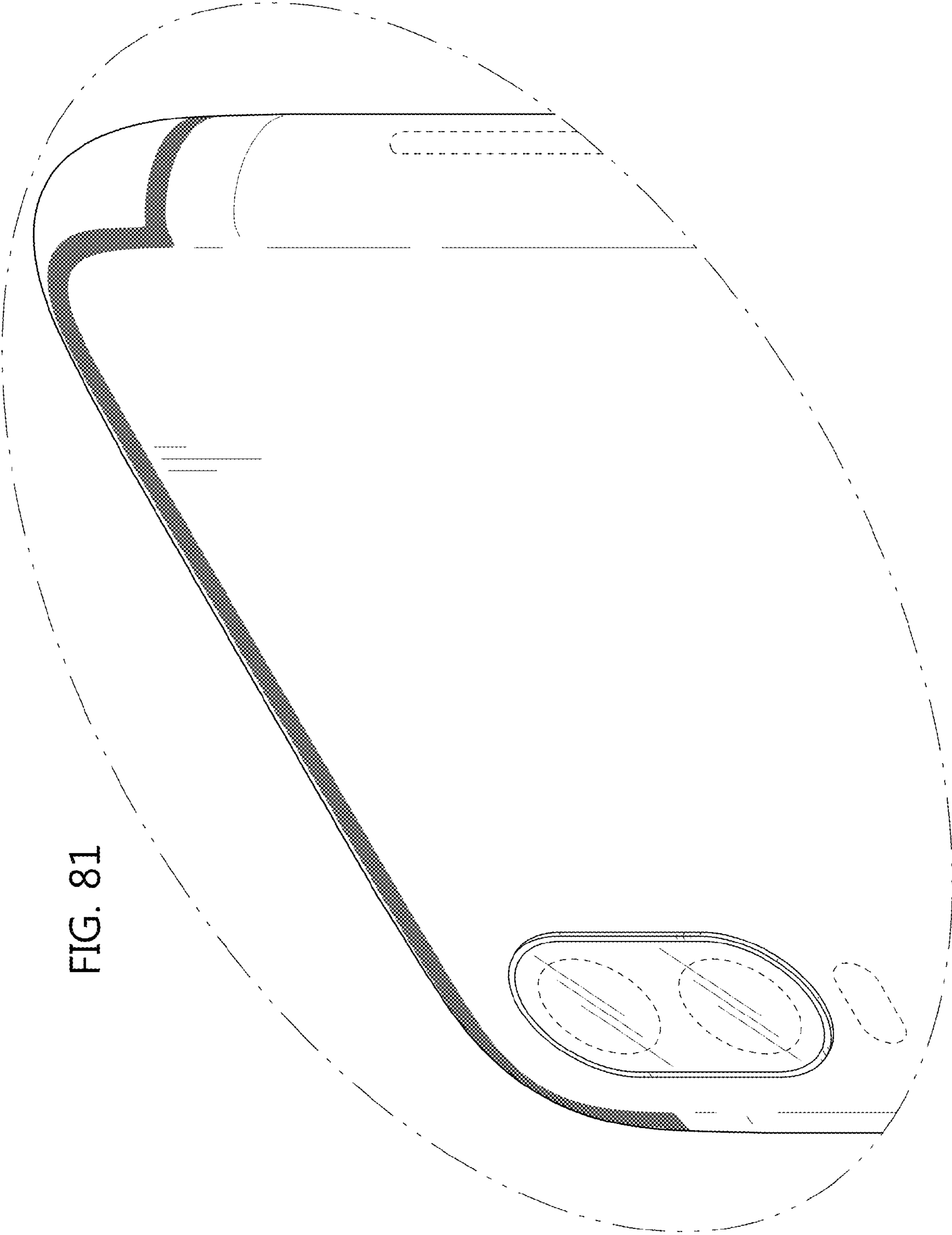


FIG. 81