



US00D875059S

(12) **United States Design Patent** (10) **Patent No.:** **US D875,059 S**
Yang (45) **Date of Patent:** **** Feb. 11, 2020**

(54) **SET TOP BOX**

(71) Applicant: **Bo Yang**, Shenzhen (CN)

(72) Inventor: **Bo Yang**, Shenzhen (CN)

(**) Term: **15 Years**

(21) Appl. No.: **29/632,402**

(22) Filed: **Jan. 8, 2018**

(51) **LOC (12) Cl.** **14-03**

(52) **U.S. Cl.**
USPC **D14/125**

(58) **Field of Classification Search**
USPC D14/125, 357-358, 496, 188, 242, 432;
D13/184; 348/10, 460, 706, 731;
340/825.03; 455/6.1, 6.2; 312/223.1, 7.2

CPC H04N 21/00; H04N 21/20; H04N 21/40
See application file for complete search history.

(56) **References Cited**

U.S. PATENT DOCUMENTS

D781,796 S * 3/2017 Sibley D14/125
D783,552 S * 4/2017 Hogan D14/125
D785,579 S * 5/2017 McMiller D14/125

* cited by examiner

Primary Examiner — Randall H Gholson

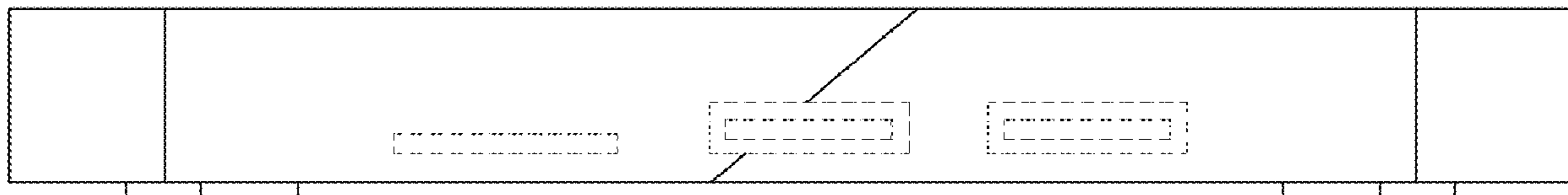
(57) **CLAIM**

The ornamental design for a set top box, as shown and described.

DESCRIPTION

FIG. 1 is a front plan view of a set top box showing my design;
FIG. 2 is a rear plan view thereof;
FIG. 3 is a left side plan view thereof;
FIG. 4 is a right side plan view thereof;
FIG. 5 is a top plan view thereof; and,
FIG. 6 is a bottom plan view thereof.
The broken lines in the figures illustrate portions of the design that form no part of the claimed design.

1 Claim, 6 Drawing Sheets



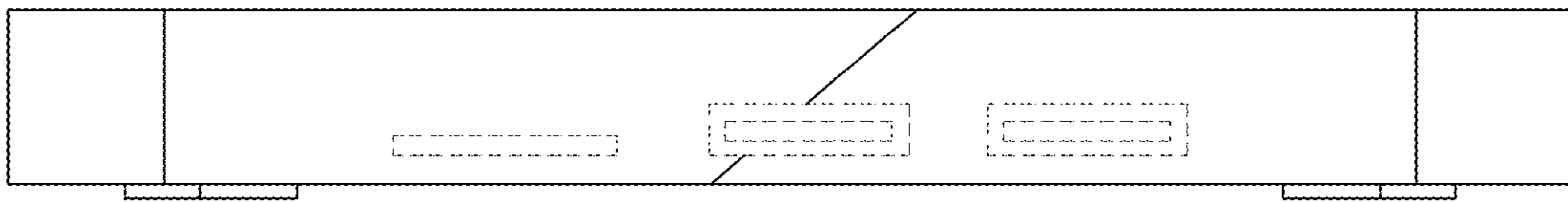


FIG. 1

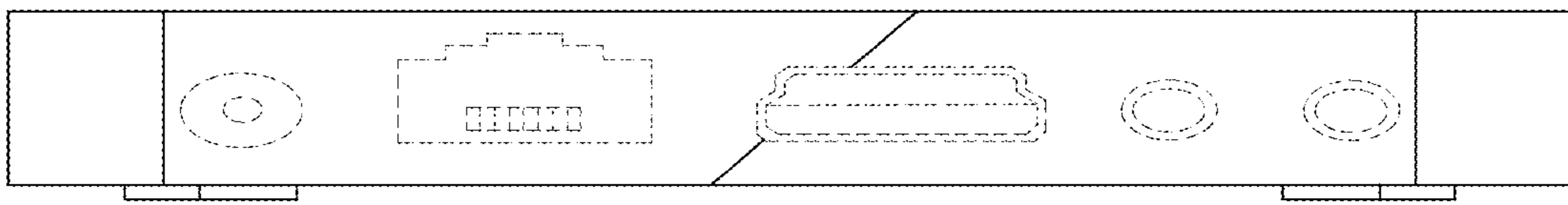


FIG. 2

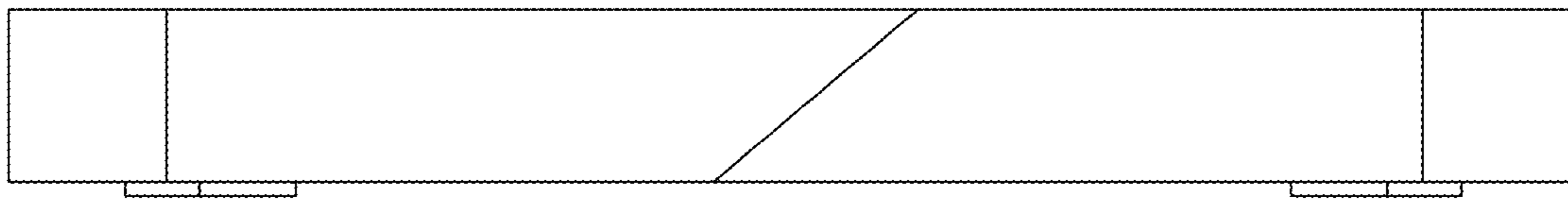


FIG. 3

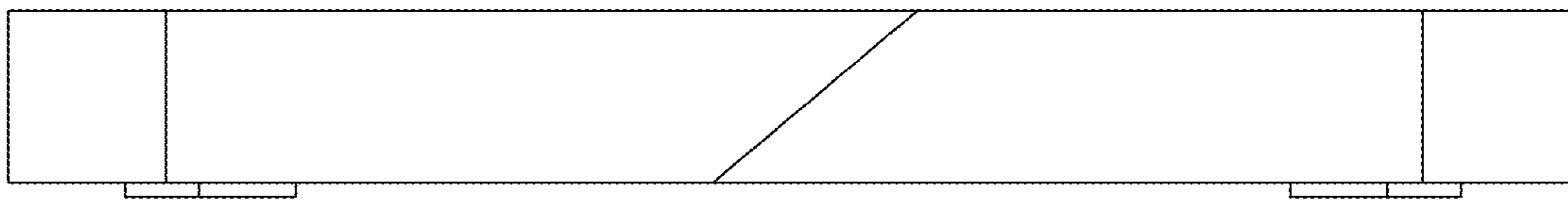


FIG. 4




FIG. 5

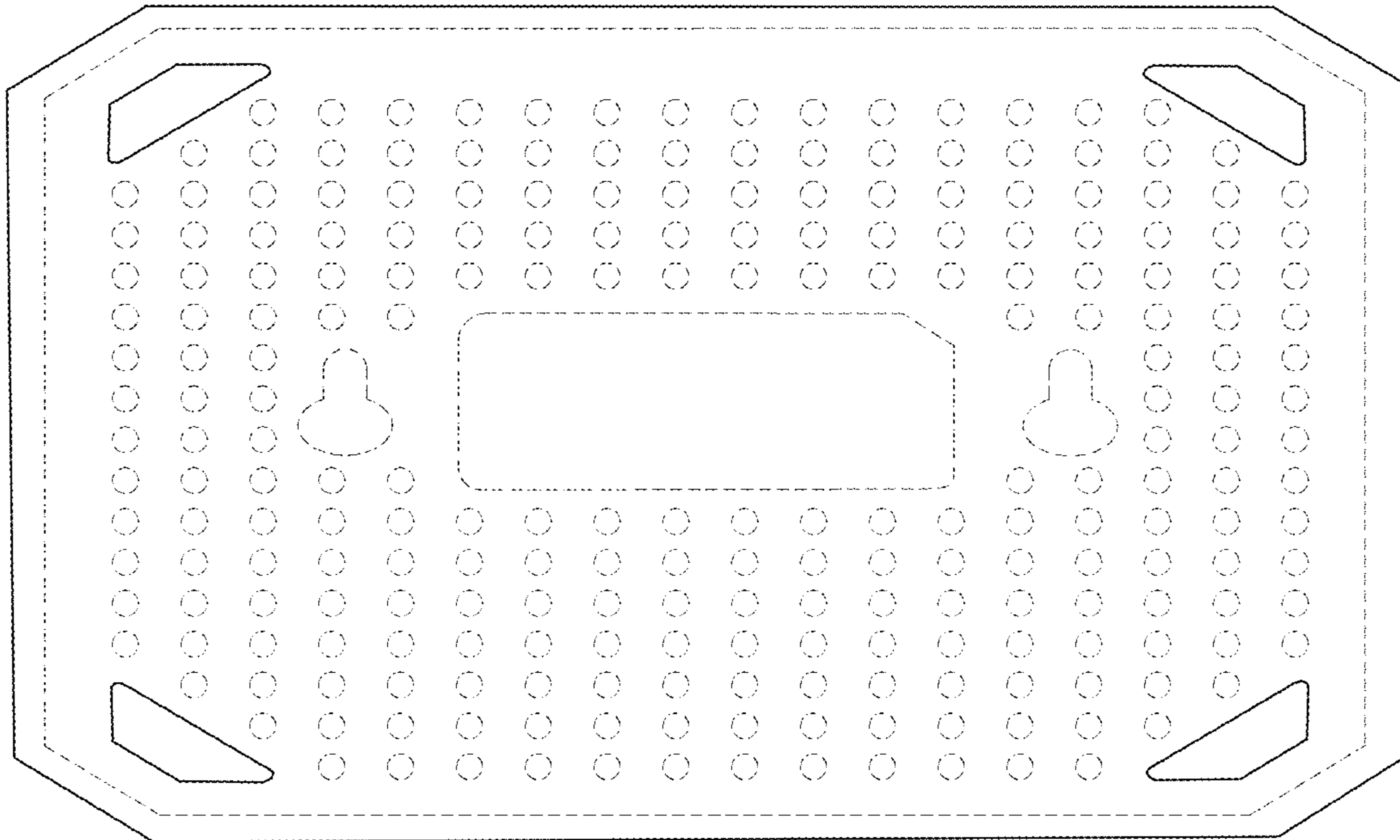


FIG. 6