



US00D875038S

(12) **United States Design Patent**
Dröge

(10) **Patent No.:** **US D875,038 S**

(45) **Date of Patent:** **** Feb. 11, 2020**

(54) **CHARGING STATION FOR ELECTRIC VEHICLE**

(71) Applicant: **VOLKSWAGEN AKTIENGESELLSCHAFT**,
Wolfsburg (DE)

(72) Inventor: **Sebastian Dröge**, Wolfsburg (DE)

(73) Assignee: **VOLKSWAGEN AKTIENGESELLSCHAFT**,
Wolfsburg (DE)

(**) Term: **15 Years**

(21) Appl. No.: **29/660,703**

(22) Filed: **Aug. 22, 2018**

(30) **Foreign Application Priority Data**

Feb. 22, 2018 (DE) 40 2018 100 198

(51) **LOC (12) Cl.** **13-02**

(52) **U.S. Cl.**
USPC **D13/107**

(58) **Field of Classification Search**
USPC D13/107–108, 110, 118–119, 184;
D14/307
CPC B60L 11/185; B60L 11/1825; B60L
11/1809; B60L 53/10; B60L 53/12; B60L
53/14; B60L 53/31; Y02T 90/10; Y02T
90/12; Y02T 90/121; Y02T 90/122; Y02T
90/127; Y02T 90/14
See application file for complete search history.

(56) **References Cited**

U.S. PATENT DOCUMENTS

D644,989 S * 9/2011 Guccione D13/108
D728,477 S * 5/2015 Meyer D13/107

D729,163 S * 5/2015 Meyer D13/107
D788,700 S * 6/2017 Yang D13/108
D818,434 S * 5/2018 Doiron D13/108
D830,968 S * 10/2018 Wang D13/107
D830,969 S * 10/2018 Wang D13/107
D832,782 S * 11/2018 Leabman D13/108
D832,783 S * 11/2018 Leabman D13/108
D838,668 S * 1/2019 Westfall D13/107
D842,242 S * 3/2019 Zhang D13/107
D862,383 S * 10/2019 Surbeck D13/107
D867,281 S * 11/2019 Berry D13/108
2015/0042276 A1 * 2/2015 Biedrzycki B60L 11/1809
320/109

* cited by examiner

Primary Examiner — Rosemary K Tarcza

(74) *Attorney, Agent, or Firm* — Lucas & Mercanti, LLP;
Klaus P. Stoffel


(57) **CLAIM**

The ornamental design for a charging station for electric vehicle, as shown and described.

DESCRIPTION

FIG. 1 is a front, left side perspective view of the charging station for electric vehicle of the present invention; FIG. 2 is a front, right side perspective view thereof; FIG. 3 is a rear, right side perspective view thereof; FIG. 4 is a rear, left side perspective view thereof; FIG. 5 is a front view thereof; FIG. 6 is a rear view thereof; FIG. 7 is a right side view thereof; FIG. 8 is a left side view thereof; FIG. 9 is a top view thereof; and, FIG. 10 is a bottom view thereof.

1 Claim, 9 Drawing Sheets






Fig. 1




Fig. 2




Fig. 3




Fig. 4




Fig. 5




Fig. 6




Fig. 7

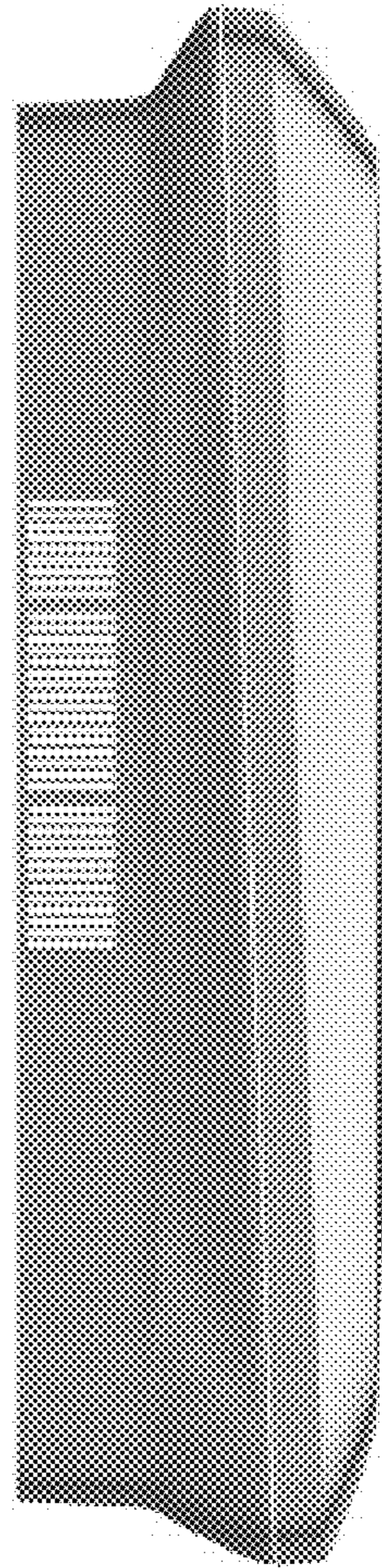


Fig. 8




Fig. 9




Fig. 10