



US00D875035S

(12) **United States Design Patent** (10) **Patent No.:** **US D875,035 S**
Wang (45) **Date of Patent:** **** Feb. 11, 2020**

(54) **TIRE**

(71) Applicant: **Chaoyang Long March Tyre Co., Ltd.**, Chaoyang, Liaoning (CN)
(72) Inventor: **Xiaoguang Wang**, Liaoning (CN)
(73) Assignee: **CHAOYANG LONG MARCH TYRE CO., LTD**, Chaoyang, Liaoning (CN)

(**) Term: **15 Years**

(21) Appl. No.: **29/632,489**

(22) Filed: **Jan. 8, 2018**

(30) **Foreign Application Priority Data**

Oct. 16, 2017 (CN) 2017 3 0490651

(51) **LOC (12) Cl.** **12-15**

(52) **U.S. Cl.**
USPC **D12/589**

(58) **Field of Classification Search**
USPC D12/583, 586, 588, 589, 590, 591, 595,
D12/601, 900

CPC B60C 11/032; B60C 11/0388
See application file for complete search history.

(56) **References Cited**

U.S. PATENT DOCUMENTS

D455,395 S * 4/2002 Blankenship D12/588
D615,480 S * 5/2010 Jacobs D12/586
D668,207 S * 10/2012 Brown D12/588
D788,025 S * 5/2017 Lundgren D12/588

* cited by examiner

Primary Examiner — Robert M. Spear

(74) *Attorney, Agent, or Firm* — Muncy, Geissler, Olds & Lowe, P.C.

(57) **CLAIM**

The ornamental design for a tire, as shown and described.

DESCRIPTION

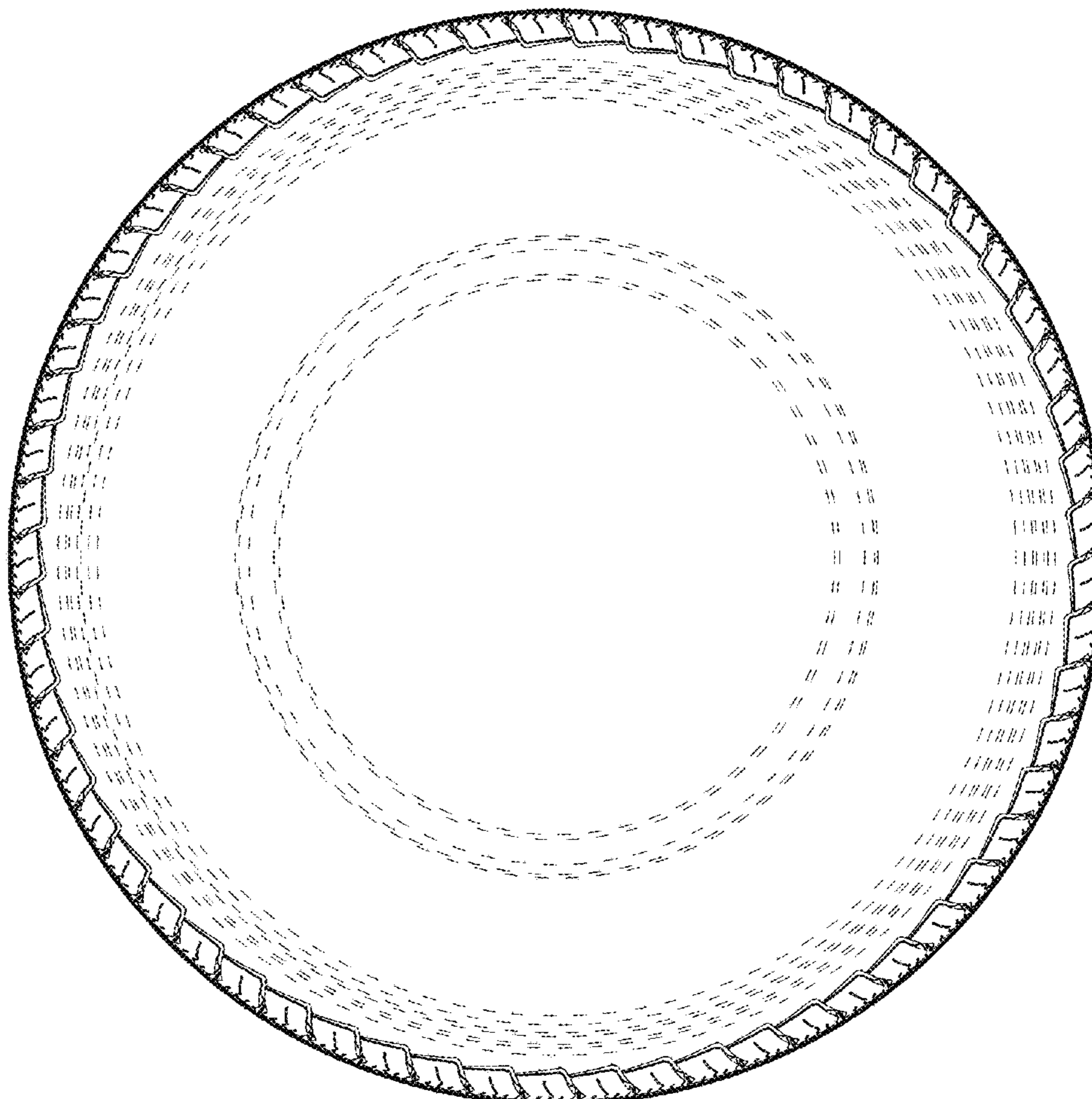
FIG. 1 is a Front elevational view of a tire showing my new design;

FIG. 2 is a Left side view thereof; and,

FIG. 3 is a Perspective view thereof.

The broken lines in the drawing depict portions of the tire that form no part of the claimed design.

1 Claim, 3 Drawing Sheets



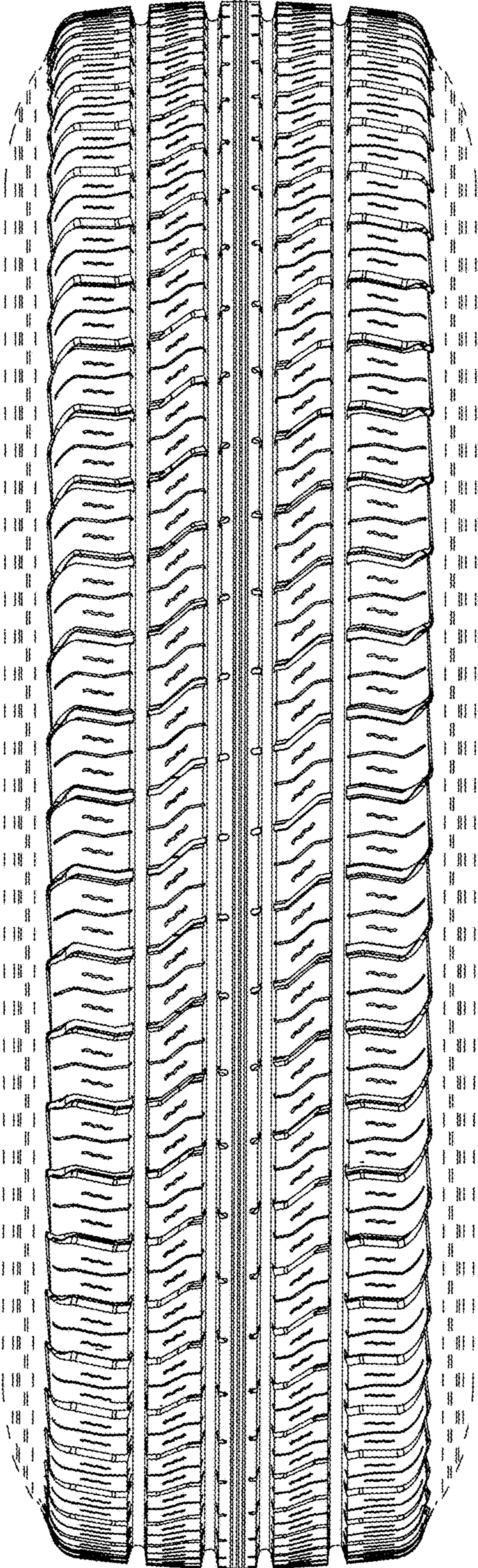


FIG. 1

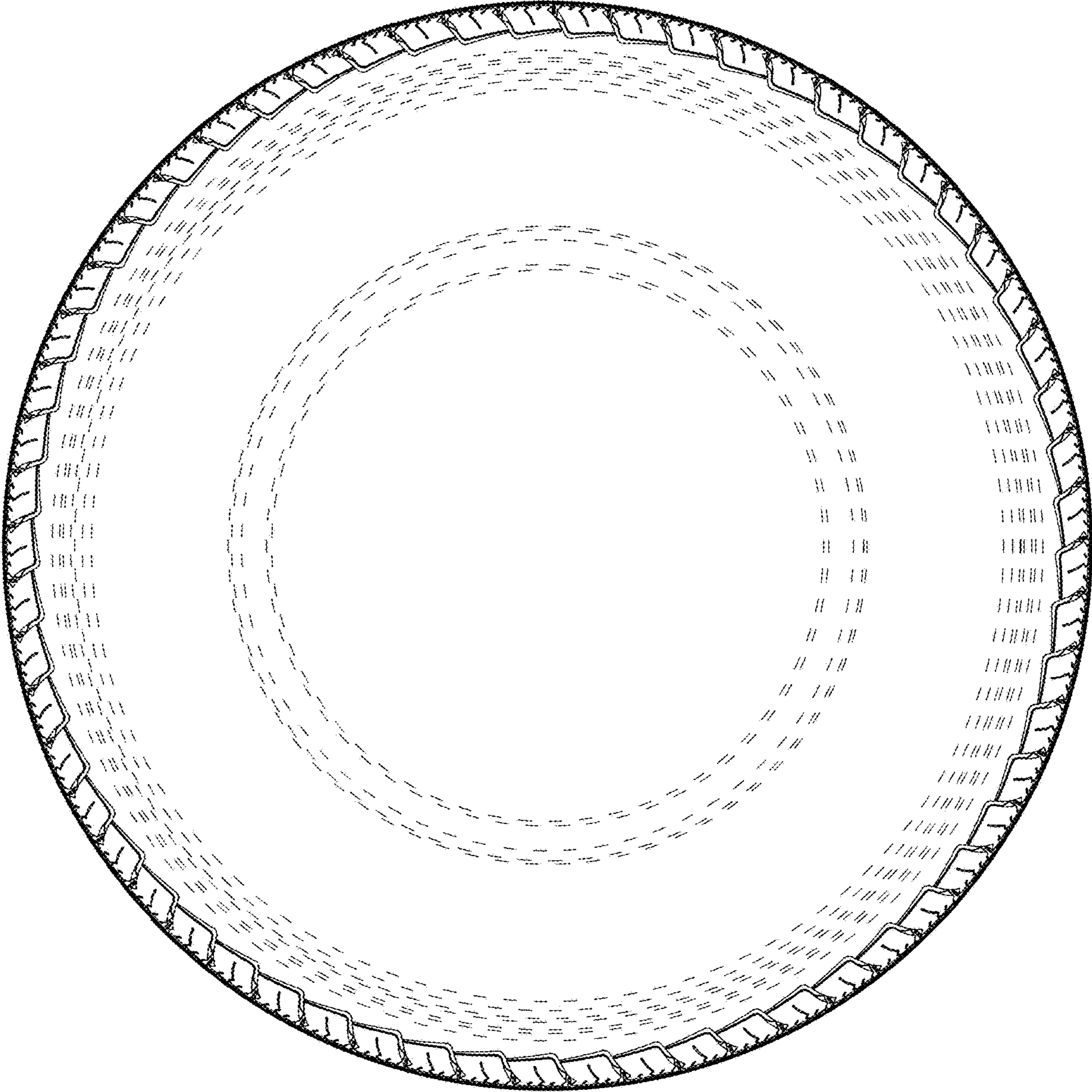


FIG. 2

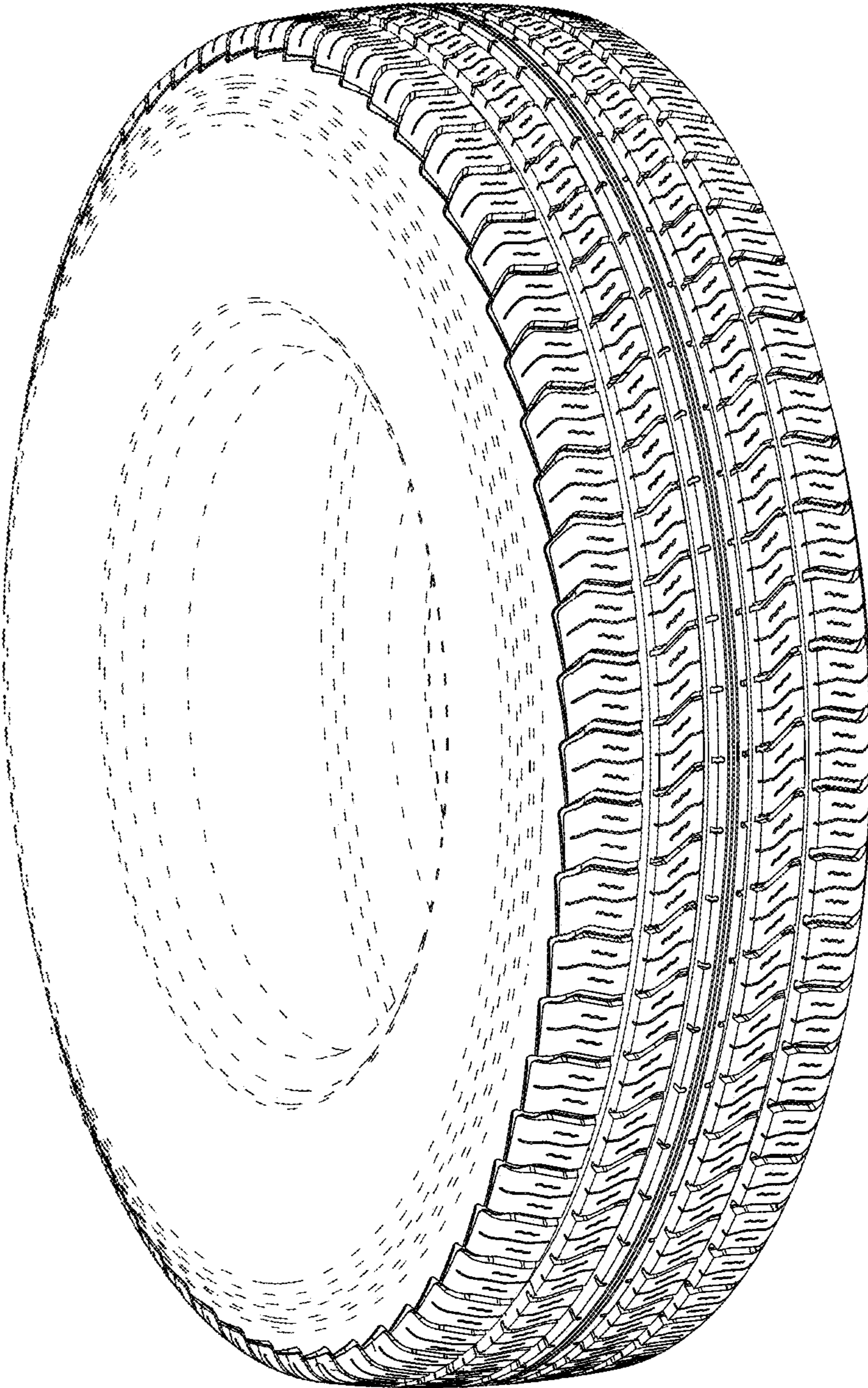


FIG. 3