



US00D875023S

(12) **United States Design Patent** (10) **Patent No.:** **US D875,023 S**
Lee (45) **Date of Patent:** **** Feb. 11, 2020**

(54) **AIRCRAFT WITH MULTIPLE ROTORS**
(71) Applicant: **Sang Hyun Lee**, Seongnam-si (KR)
(72) Inventor: **Sang Hyun Lee**, Seongnam-si (KR)
(**) Term: **15 Years**
(21) Appl. No.: **29/646,158**
(22) Filed: **May 2, 2018**
(30) **Foreign Application Priority Data**
Nov. 3, 2017 (KR) 30-2017-0051356
(51) **LOC (12) Cl.** **12-07**
(52) **U.S. Cl.**
USPC **D12/328**
(58) **Field of Classification Search**
USPC D12/319-345, 1-4, 16.1, 214;
D21/436-454; D30/160
CPC B64C 29/0025; B64C 2201/108; B64C
2201/048; B64C 2201/088; B64C 29/00;
B64C 29/0058; B64C 39/001; B64C
39/024; B64C 39/062; B64C 2201/141;
B64C 27/12
See application file for complete search history.

(56) **References Cited**
U.S. PATENT DOCUMENTS
D189,462 S * 12/1960 Vogt D12/329
D193,369 S * 8/1962 Walker D12/330
D196,213 S * 9/1963 Paxhia D12/330
3,360,217 A * 12/1967 Trotter B64C 29/0033
244/12.4
D454,109 S * 3/2002 Moshier D12/319
7,472,863 B2 * 1/2009 Pak A63H 27/14
244/12.5
D634,257 S * 3/2011 Alexander D12/326
8,016,226 B1 * 9/2011 Wood B64C 29/0033
244/12.4

D648,809 S * 11/2011 Seydoux D21/441
8,152,096 B2 * 4/2012 Smith B64C 29/0033
244/12.4
D659,771 S * 5/2012 Seydoux D21/441
8,720,814 B2 * 5/2014 Smith B64C 29/0033
244/12.4
D708,272 S * 7/2014 Schmelter D12/16.1
8,983,682 B1 * 3/2015 Peeters B64C 39/024
244/190
9,132,915 B2 * 9/2015 Zhu B64C 29/0025
D751,025 S * 3/2016 Howell D12/16.1
9,387,927 B2 * 7/2016 Rischmuller B64C 39/024
9,422,139 B1 * 8/2016 Bialkowski B64C 39/024
9,540,121 B2 * 1/2017 Byers B64C 39/024
D779,595 S * 2/2017 Xiao D12/16.1
9,852,644 B2 * 12/2017 Salnikov A01B 79/02
9,902,493 B2 * 2/2018 Simon B64C 29/0025
9,927,682 B2 * 3/2018 Fisher G03B 15/006
D816,583 S * 5/2018 Dutertre D12/328
10,086,309 B2 * 10/2018 Yamada A63H 27/12

(Continued)

Primary Examiner — Marissa J Cash
(74) *Attorney, Agent, or Firm* — Davis & Bujold PLLC;
Michael J. Bujold


(57) **CLAIM**

I claim the ornamental design for an aircraft with multiple rotors, as shown and described.

DESCRIPTION

FIG. 1 is a top, front, right perspective view of an aircraft with multiple rotors embodying my/our new design;
FIG. 2 is a front elevational view thereof;
FIG. 3 is a rear elevational view thereof;
FIG. 4 is a right side elevational view thereof;
FIG. 5 is a left elevational view thereof;
FIG. 6 is a top plan view thereof; and,
FIG. 7 is a bottom plan view thereof.
The broken lines illustrate environmental structure that form no part of the claimed designed.

1 Claim, 7 Drawing Sheets



(56)

References Cited

U.S. PATENT DOCUMENTS

10,131,428 B1 * 11/2018 Sopper B64C 27/08
2006/0226281 A1 * 10/2006 Walton B64C 27/20
244/17.23
2007/0105474 A1 * 5/2007 Gotou A63H 27/02
446/37
2008/0048065 A1 * 2/2008 Kuntz A63H 17/00
244/17.23
2014/0374532 A1 * 12/2014 Duffy B64C 37/02
244/2
2016/0068261 A1 * 3/2016 Niederberger B64C 39/024
244/2
2017/0073070 A1 * 3/2017 Xing B64C 39/024
2017/0277187 A1 * 9/2017 Refai G06T 7/30

* cited by examiner

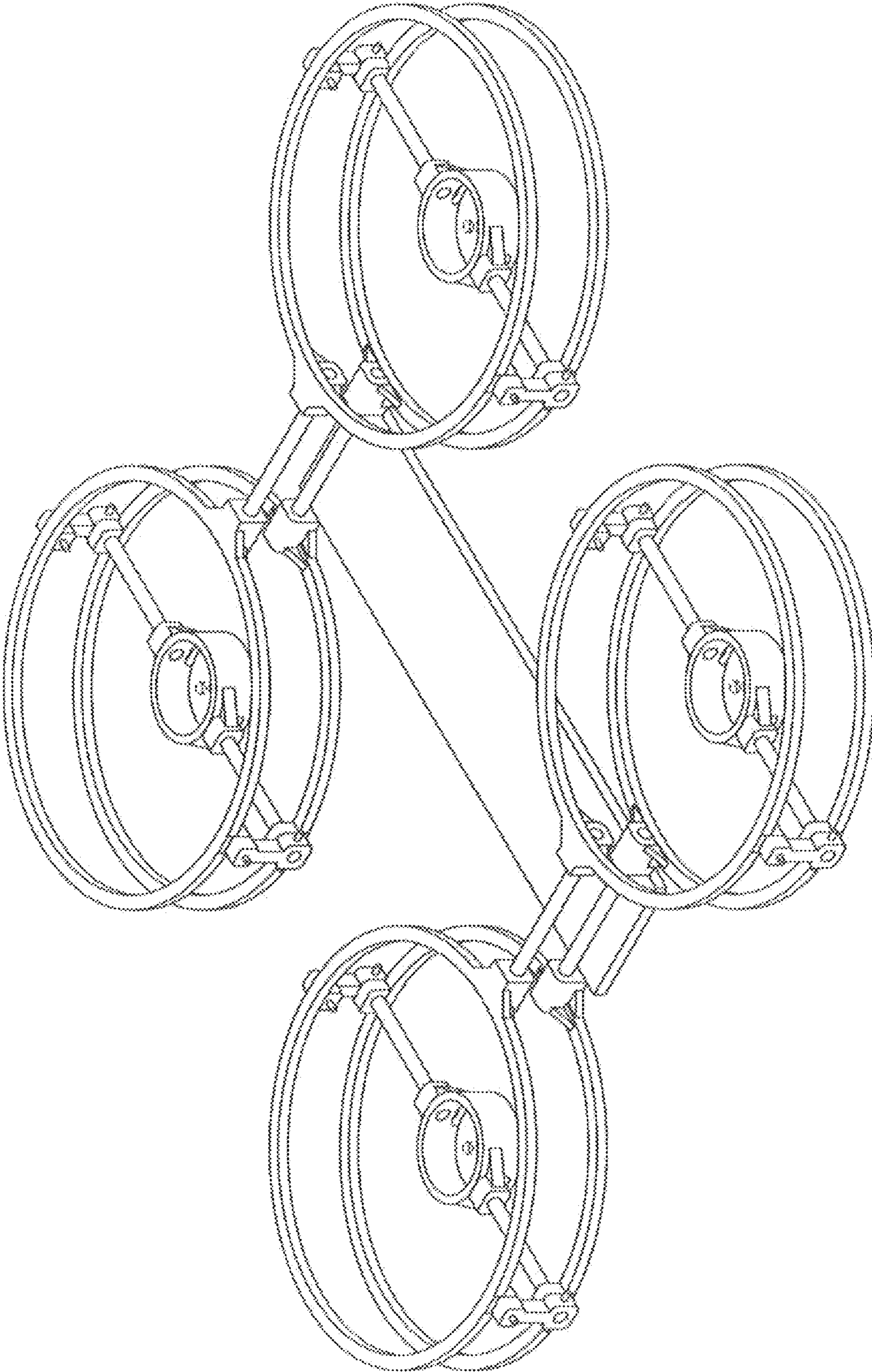


FIG. 1




FIG. 2




FIG. 3




FIG. 4




FIG. 5

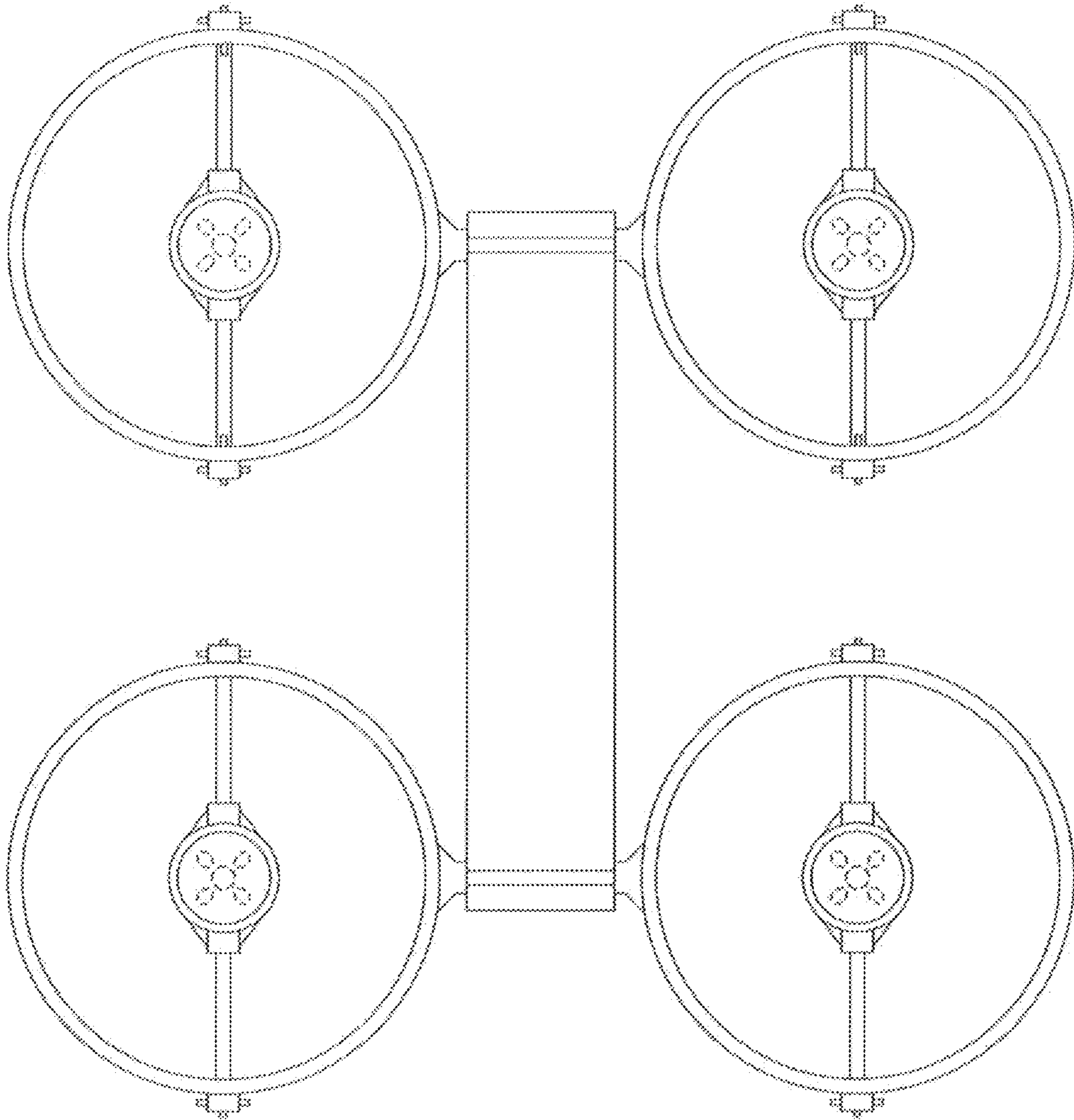


FIG. 6

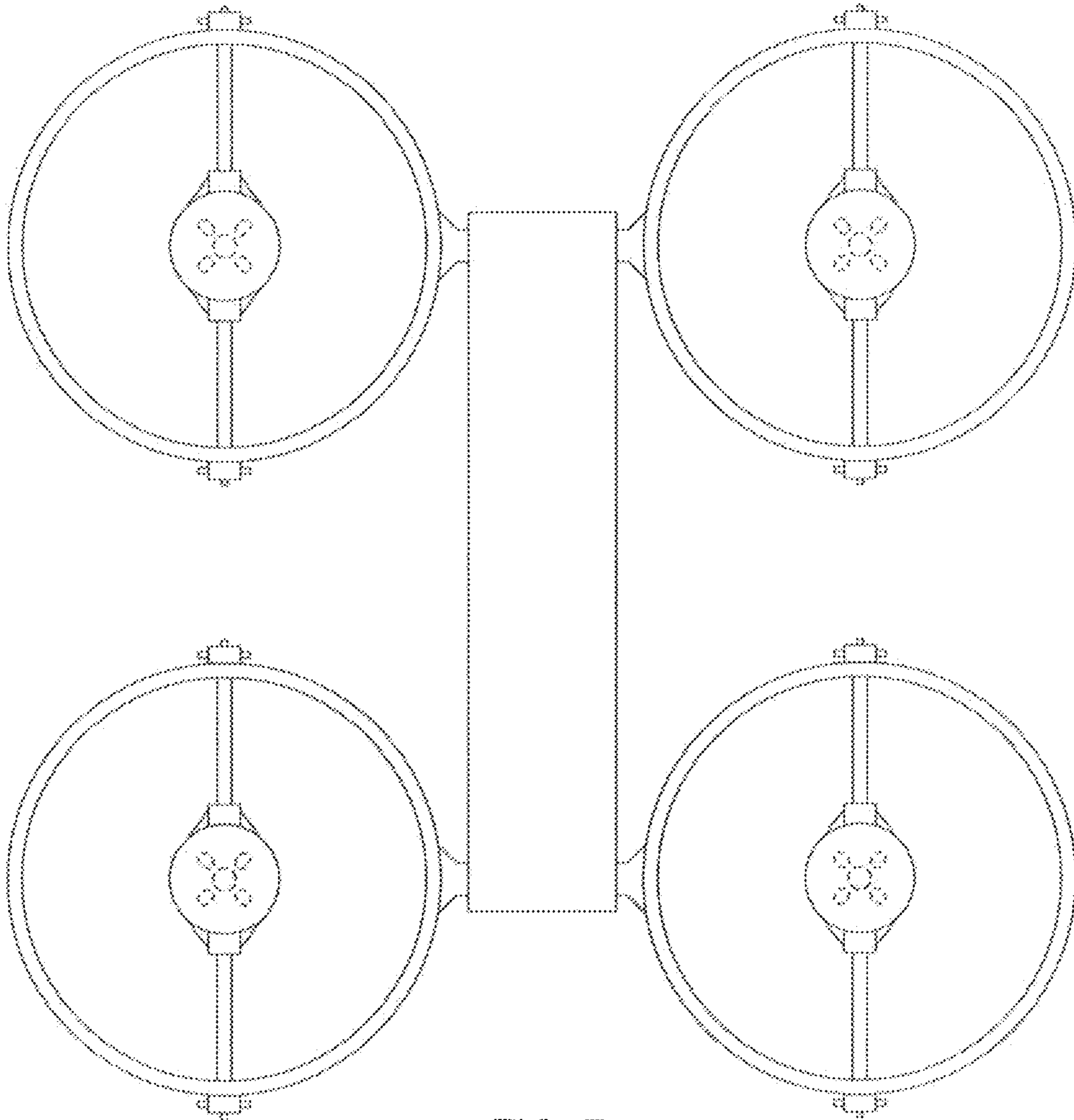


FIG. 7