



US00D875020S

(12) **United States Design Patent** (10) **Patent No.:** **US D875,020 S**
Donfrancesco et al. (45) **Date of Patent:** **** Feb. 11, 2020**

(54) **PYLON FOR A VEHICLE SPOILER**
(71) Applicant: **Jaguar Land Rover Limited**, Whitley, Coventry (GB)
(72) Inventors: **Adam Donfrancesco**, Coventry (GB); **Graham Humphrys**, Coventry (GB)
(73) Assignee: **Jaguar Land Rover Limited**, Whitley, Coventry (GB)

(**) Term: **15 Years**
(21) Appl. No.: **29/653,020**
(22) Filed: **Jun. 12, 2018**

(30) **Foreign Application Priority Data**
Dec. 12, 2017 (EM) 004544302
(51) **LOC (12) Cl.** **12-06**
(52) **U.S. Cl.**
USPC **D12/223**; D12/181
(58) **Field of Classification Search**
USPC D12/317, 106, 181, 91, 92, 172, 223;
D8/349, 354, 382
CPC B62D 35/00; B62D 35/007; B62D 37/02;
B62D 37/04; Y02T 10/82
See application file for complete search history.

(56) **References Cited**
U.S. PATENT DOCUMENTS
D463,353 S * 9/2002 McCoy D12/223
6,520,564 B1 * 2/2003 Liang B62D 35/007
296/180.5
D472,190 S * 3/2003 McCoy D12/162
7,213,870 B1 * 5/2007 Williams B62D 35/007
296/180.5
D577,314 S * 9/2008 Taylor D12/88

D607,386 S * 1/2010 Kulla D12/181
D623,557 S * 9/2010 Kulla D12/92
D651,944 S * 1/2012 Steinmetz D12/92
D661,228 S * 6/2012 Armbruster D12/92
D666,549 S * 9/2012 Gagnon D12/223
D717,698 S * 11/2014 Beaven D12/92
D719,084 S * 12/2014 Kruse D13/102
D727,810 S * 4/2015 Beaven D12/181
D733,614 S * 7/2015 Scheinhuetten D12/91
D773,372 S * 12/2016 Badillo D12/223
D835,730 S * 12/2018 Chung D21/548

* cited by examiner

Primary Examiner — Sandra S Snapp
Assistant Examiner — Ieisha N Price
(74) *Attorney, Agent, or Firm* — Wood Herron & Evans LLP

(57) **CLAIM**
The ornamental design for a pylon for a vehicle spoiler, as shown and described.

DESCRIPTION
FIG. 1 is a front left perspective view of a pylon for a vehicle spoiler according to the present invention.
FIG. 2 is a rear right perspective view thereof.
FIG. 3 is a front view thereof.
FIG. 4 is a rear view thereof.
FIG. 5 is a left side view thereof.
FIG. 6 is a right side view thereof.
FIG. 7 is a top view thereof.
FIG. 8 is a bottom view thereof; and,
FIG. 9 is an environmental front left perspective view of the pylon for a vehicle spoiler shown in FIGS. 1-8, the opposite being a mirror image thereof. The vehicle, spoiler, and opposing pylon are shown superimposed and encased in broken lines illustrates the environment of the claimed design and forms no part thereof.

1 Claim, 7 Drawing Sheets

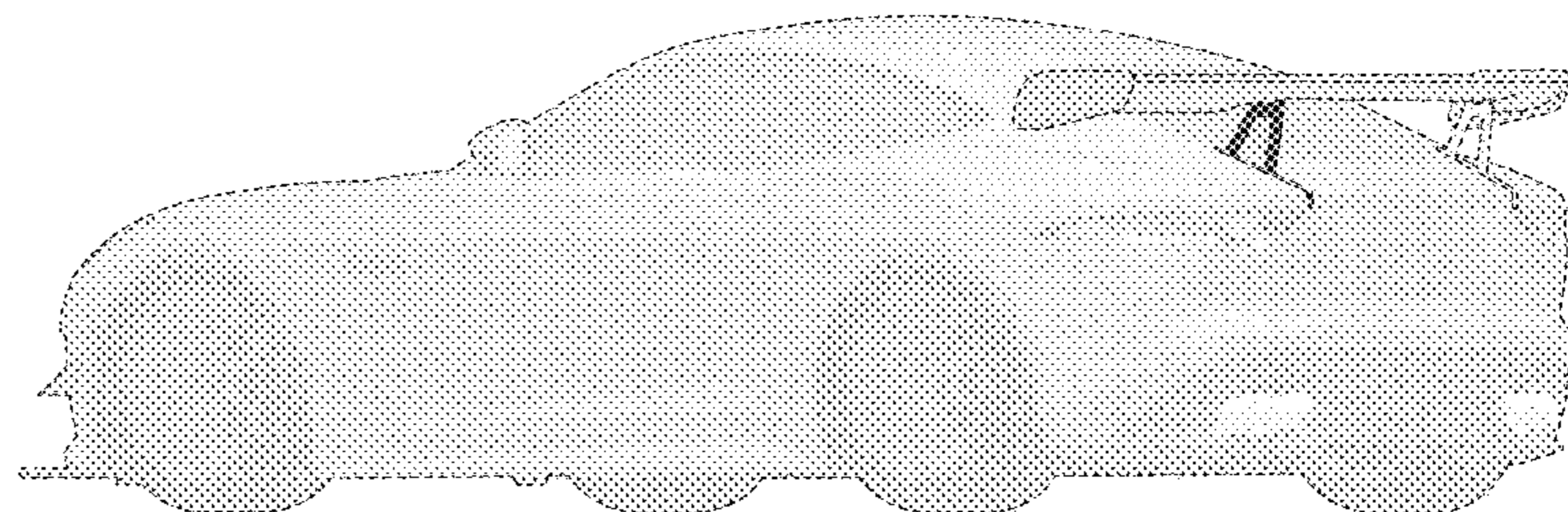





FIG. 1



FIG. 2

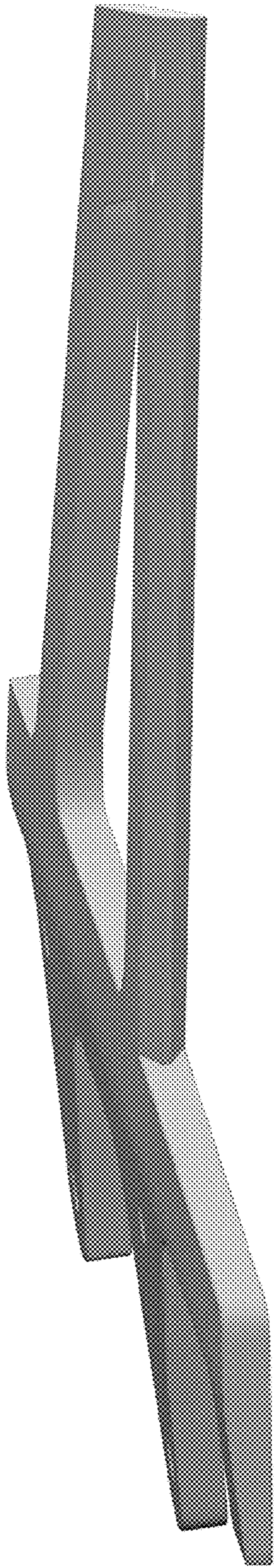


FIG. 3




FIG. 4




FIG. 5




FIG. 6




FIG. 7




FIG. 8

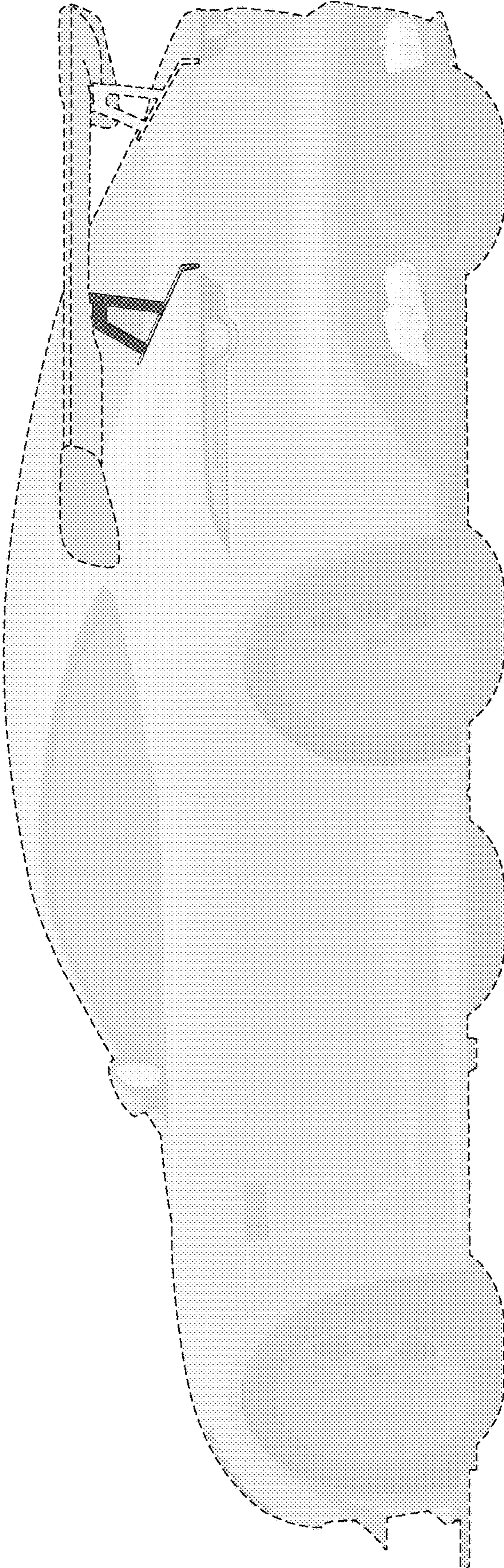


FIG. 9

UNITED STATES PATENT AND TRADEMARK OFFICE
CERTIFICATE OF CORRECTION

PATENT NO. : D875,020 S
APPLICATION NO. : 29/653020
DATED : February 11, 2020
INVENTOR(S) : Adam Donfrancesco et al.

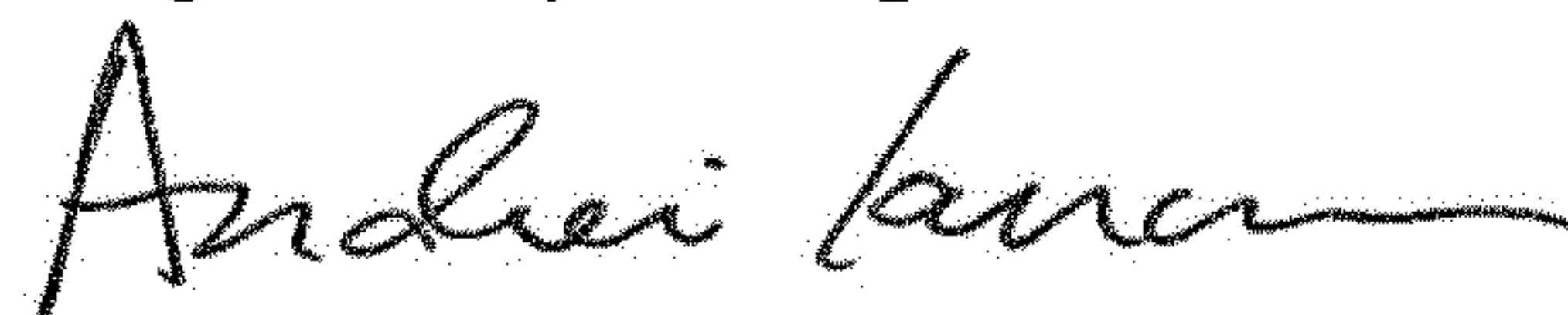
Page 1 of 1

It is certified that error appears in the above-identified patent and that said Letters Patent is hereby corrected as shown below:

On the Title Page

Column 2, under "Description", last four lines, "The vehicle, spoiler, and opposing pylon are shown superimposed and encased in broken lines illustrates the environment of the claimed design and forms no part thereof." should be ---The vehicle, spoiler, and opposing pylon shown superimposed and encased in broken lines illustrate the environment of the claimed design and form no part thereof.---

Signed and Sealed this
Eighth Day of September, 2020



Andrei Iancu
Director of the United States Patent and Trademark Office