



US00D875018S

(12) **United States Design Patent**
Han

(10) **Patent No.:** **US D875,018 S**

(45) **Date of Patent:** **** Feb. 11, 2020**

(54) **AUTOMOTIVE WHEEL**

(71) Applicant: **Donnie Han**, Corona, CA (US)

(72) Inventor: **Donnie Han**, Corona, CA (US)

(**) Term: **15 Years**

(21) Appl. No.: **29/622,401**

(22) Filed: **Oct. 17, 2017**

(51) **LOC (12) Cl.** **12-16**

(52) **U.S. Cl.**
USPC **D12/211**

(58) **Field of Classification Search**
USPC D12/204–213; D21/533, 561, 563
CPC B60B 7/00; B60B 7/02; B60B 7/04; B60B 7/06; B60B 3/02; B60B 3/04; B60B 3/06; B60B 3/10; B60B 1/00; B60B 1/08; B60B 1/10; B60B 1/12
See application file for complete search history.

(56) **References Cited**

U.S. PATENT DOCUMENTS

D717,224 S * 11/2014 Kim D12/211
D722,548 S * 2/2015 Chung D12/211

D726,630 S * 4/2015 Kong D12/211
D727,829 S * 4/2015 Chung D12/211
D763,163 S * 8/2016 Chung D12/211
D764,375 S * 8/2016 Chung D12/211
D772,132 S * 11/2016 Kong D12/211
D826,131 S * 8/2018 Palana D12/211
D828,271 S * 9/2018 Han D12/211
D840,899 S * 2/2019 Chung D12/211

* cited by examiner

Primary Examiner — Sheryl Lane
Assistant Examiner — Calvin E Vansant

(57) **CLAIM**

The ornamental design for an automotive wheel, as shown and described.

DESCRIPTION

FIG. 1 is a perspective view of an automotive wheel, showing my new design;
FIG. 2 is a front view thereof;
FIG. 3 is a perspective view of a second embodiment of an automotive wheel, showing my new design; and,
FIG. 4 is a front view of FIG. 3.

1 Claim, 4 Drawing Sheets

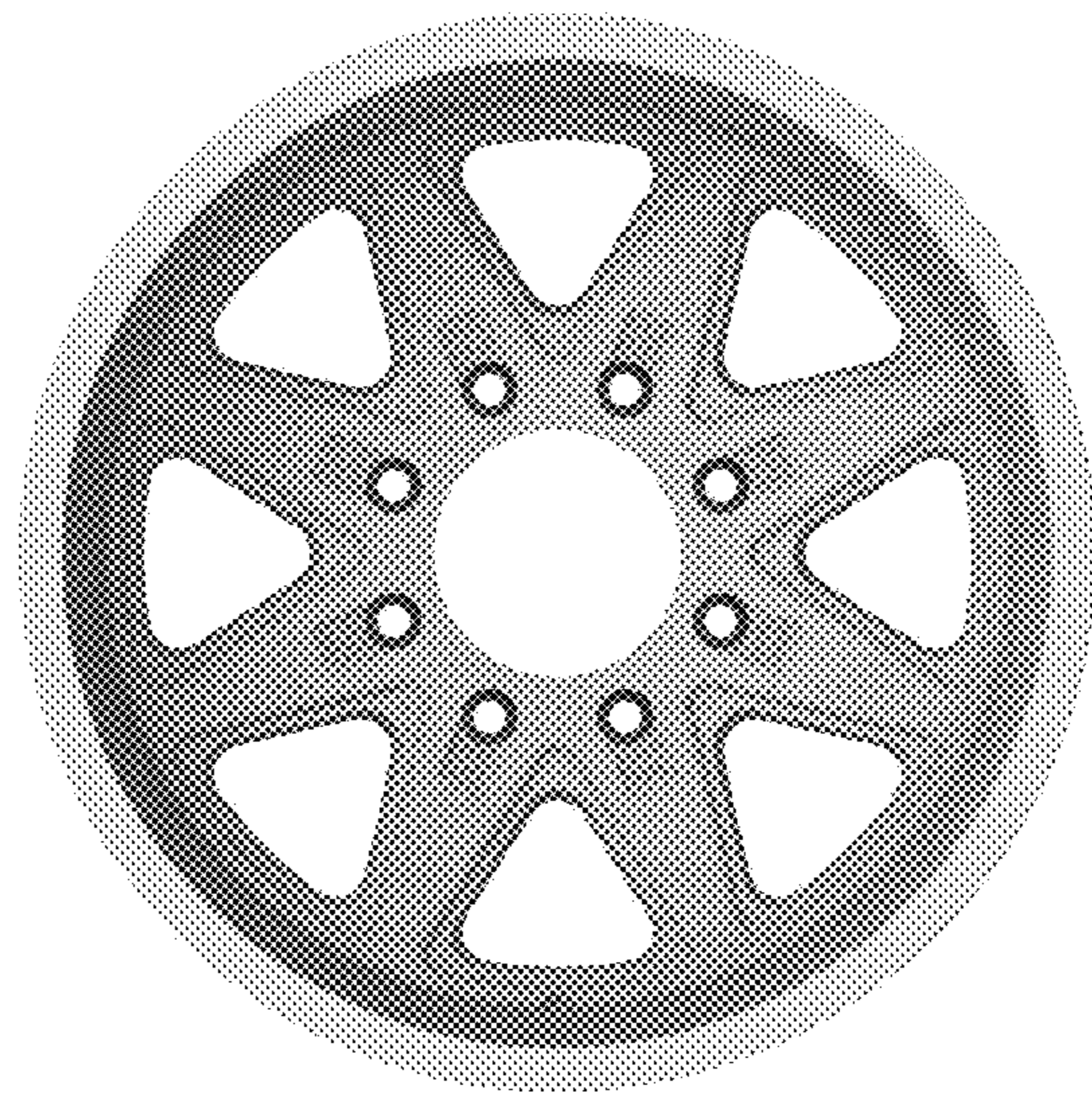





FIGURE 1




FIGURE 2



FIGURE 3




FIGURE 4