



US00D875016S

(12) **United States Design Patent**
Bucher et al.

(10) **Patent No.:** **US D875,016 S**

(45) **Date of Patent:** **** Feb. 11, 2020**

(54) **VEHICLE WHEEL**

(71) Applicant: **Ford Global Technologies, LLC,**
Dearborn, MI (US)

(72) Inventors: **George Bucher,** Dearborn, MI (US);
Craig S. Metros, Bloomfield, MI (US);
Dean Carbis, Bloomfield Hills, MI
(US); **Jesse R. Diephuis,** West
Bloomfield, MI (US)

(73) Assignee: **Ford Global Technologies, LLC,**
Dearborn, MI (US)

(**) Term: **15 Years**

(21) Appl. No.: **29/631,991**

(22) Filed: **Jan. 4, 2018**

(51) **LOC (12) Cl.** **12-16**

(52) **U.S. Cl.**
USPC **D12/209**

(58) **Field of Classification Search**
USPC D12/204–213; D21/533, 561, 563
CPC B60B 7/00; B60B 7/02; B60B 7/04; B60B
7/06; B60B 3/02; B60B 3/04; B60B 3/06;
B60B 3/10; B60B 1/00; B60B 1/08;
B60B 1/10; B60B 1/12
See application file for complete search history.

(56) **References Cited**

U.S. PATENT DOCUMENTS

D614,558 S * 4/2010 Luciani D12/209
D617,243 S * 6/2010 Juergens D12/209

D626,052 S * 10/2010 Majdandzic D12/209
D649,503 S * 11/2011 Platto D12/209
D656,443 S * 3/2012 Fetherston D12/209
D713,314 S * 9/2014 Platto D12/209
D744,925 S * 12/2015 Wheel D12/209
D746,750 S * 1/2016 Curtis D12/209
D749,028 S * 2/2016 Henstridge D12/209
D749,487 S * 2/2016 Mahoney D12/211
D751,482 S * 3/2016 Caswell D12/209
D760,139 S * 6/2016 Dionisopoulos D12/209
D766,153 S * 9/2016 Wheel D12/209
D784,233 S * 4/2017 Hejtmanek D12/209
D800,625 S * 10/2017 Svensson D12/209
D820,184 S * 6/2018 Bucher D12/209
D822,572 S * 7/2018 Smith D12/209
D827,539 S * 9/2018 Behmer D12/209
D835,025 S * 12/2018 Metros D12/209
D840,311 S * 2/2019 Hilton D12/209

* cited by examiner

Primary Examiner — Sheryl Lane

Assistant Examiner — Calvin E Vansant

(57) **CLAIM**

The ornamental design for a vehicle wheel, as shown and described.

DESCRIPTION

FIG. 1 is a front elevational view of a vehicle wheel showing our new design; and, FIG. 2 is a side perspective view of a front face thereof. Any broken lines represent an internal boundary of the design; the line itself and the area within form no part of the claim.

1 Claim, 2 Drawing Sheets







Fig. 1




Fig. 2