



US00D875013S

(12) **United States Design Patent**  
**Ying**

(10) **Patent No.:** **US D875,013 S**

(45) **Date of Patent:** **\*\* \*Feb. 11, 2020**

(54) **SET OF AUTOMOBILE FLOOR MATS**

(71) Applicant: **SHANGHAI JUN-DA AUTO DECORATION CO., LTD.**, Shanghai (CN)

(72) Inventor: **Hongjie Ying**, Shanghai (CN)

(73) Assignee: **SHANGHAI JUN-DA AUTO DECORATION CO., LTD.**, Shanghai (CN)

(\*) Notice: This patent is subject to a terminal disclaimer.

(\*\*) Term: **15 Years**

(21) Appl. No.: **29/618,794**

(22) Filed: **Sep. 25, 2017**

(51) **LOC (12) Cl.** ..... **12-16**

(52) **U.S. Cl.**  
USPC ..... **D12/203**

(58) **Field of Classification Search**  
USPC ..... D12/203, 221; D6/582-586, 592-594  
(Continued)

(56) **References Cited**

**U.S. PATENT DOCUMENTS**

D358,571 S \* 5/1995 Thundercloud ..... D12/203  
D418,800 S \* 1/2000 Atkin ..... D12/221  
(Continued)

*Primary Examiner* — George D. Kirschbaum

*Assistant Examiner* — Clese Moore, Jr.

(74) *Attorney, Agent, or Firm* — Ming Jiang; MM IP Services LLC

(57) **CLAIM**

I claim the ornamental design for a set of automobile floor mats, as shown and described.

**DESCRIPTION**

FIG. 1 is a front top perspective view of the driver side floor mat of the set of automobile floor mats embodying my design;

FIG. 2 is a front plan view of the driver side floor mat;

FIG. 3 is a rear plan view of the driver side floor mat;

FIG. 4 is a left-side plan view of the driver side floor mat;

FIG. 5 is a right-side plan view of the driver side floor mat;

FIG. 6 is a top-side plan view of the driver side floor mat;

FIG. 7 is a bottom-side plan view of the driver side floor mat;

FIG. 8 is a front top perspective view of the passenger side floor mat of the set of automobile floor mats embodying my design;

FIG. 9 is a front plan view of the driver side floor mat;

FIG. 10 is a rear plan view of the driver side floor mat;

FIG. 11 is a left-side plan view of the driver side floor mat;

FIG. 12 is a right-side plan view of the driver side floor mat;

FIG. 13 is a top-side plan view of the driver side floor mat;

FIG. 14 is a bottom-side plan view of the driver side floor mat;

FIG. 15 is a front top perspective view of the rear passenger floor mat of the set of automobile floor mats embodying my design;

FIG. 16 is a front plan view of the rear passenger floor mat;

FIG. 17 is a rear plan view of the rear passenger floor mat;

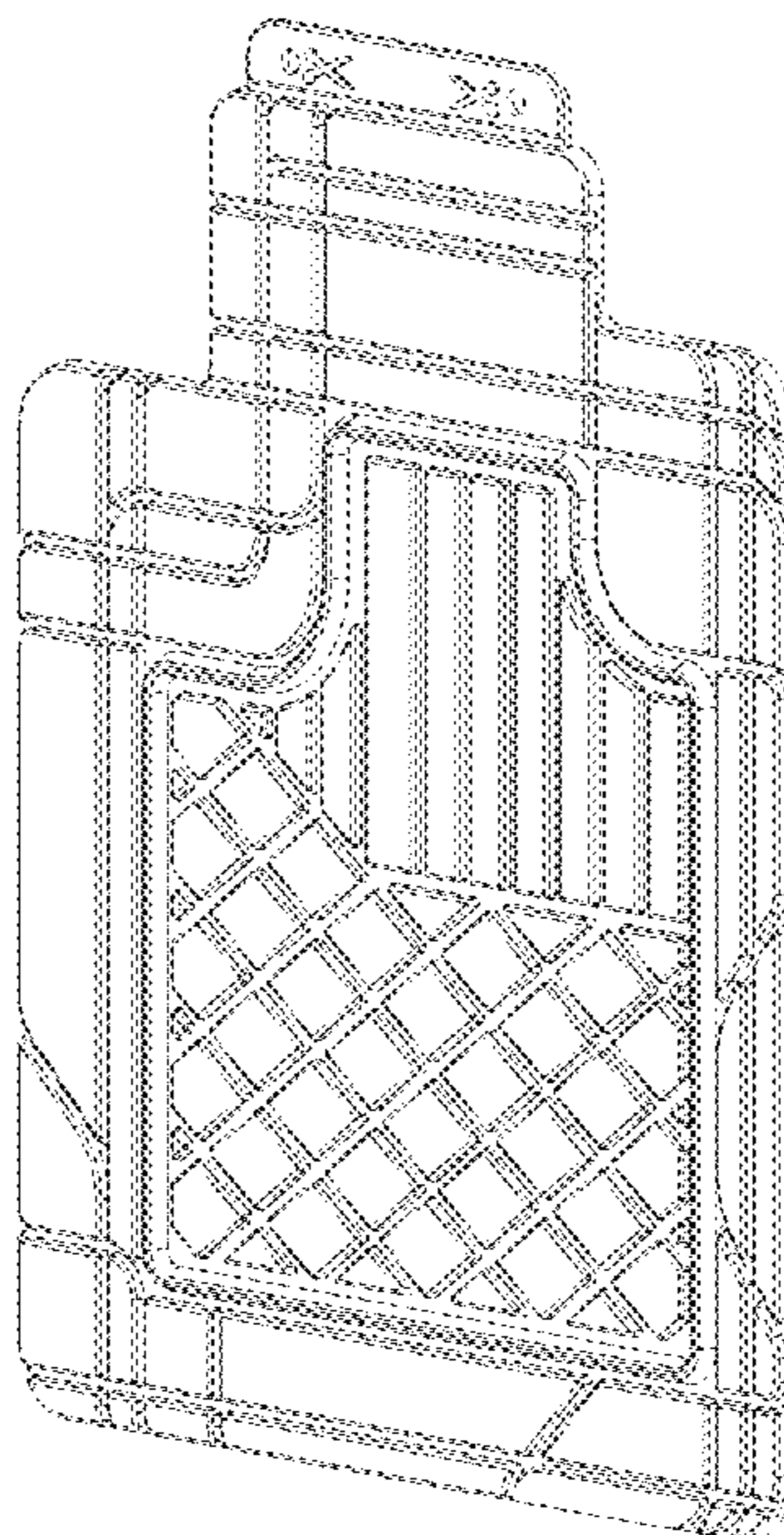
FIG. 18 is a left-side plan view of the rear passenger floor mat;

FIG. 19 is a right-side plan view of the rear passenger floor mat;

FIG. 20 is a top-side plan view of the rear passenger floor mat; and,

FIG. 21 is a bottom-side plan view of the rear passenger floor mat.

**1 Claim, 21 Drawing Sheets**



- (58) **Field of Classification Search**  
CPC ..... B60R 13/01; B60R 13/044; B60R 13/04  
See application file for complete search history.

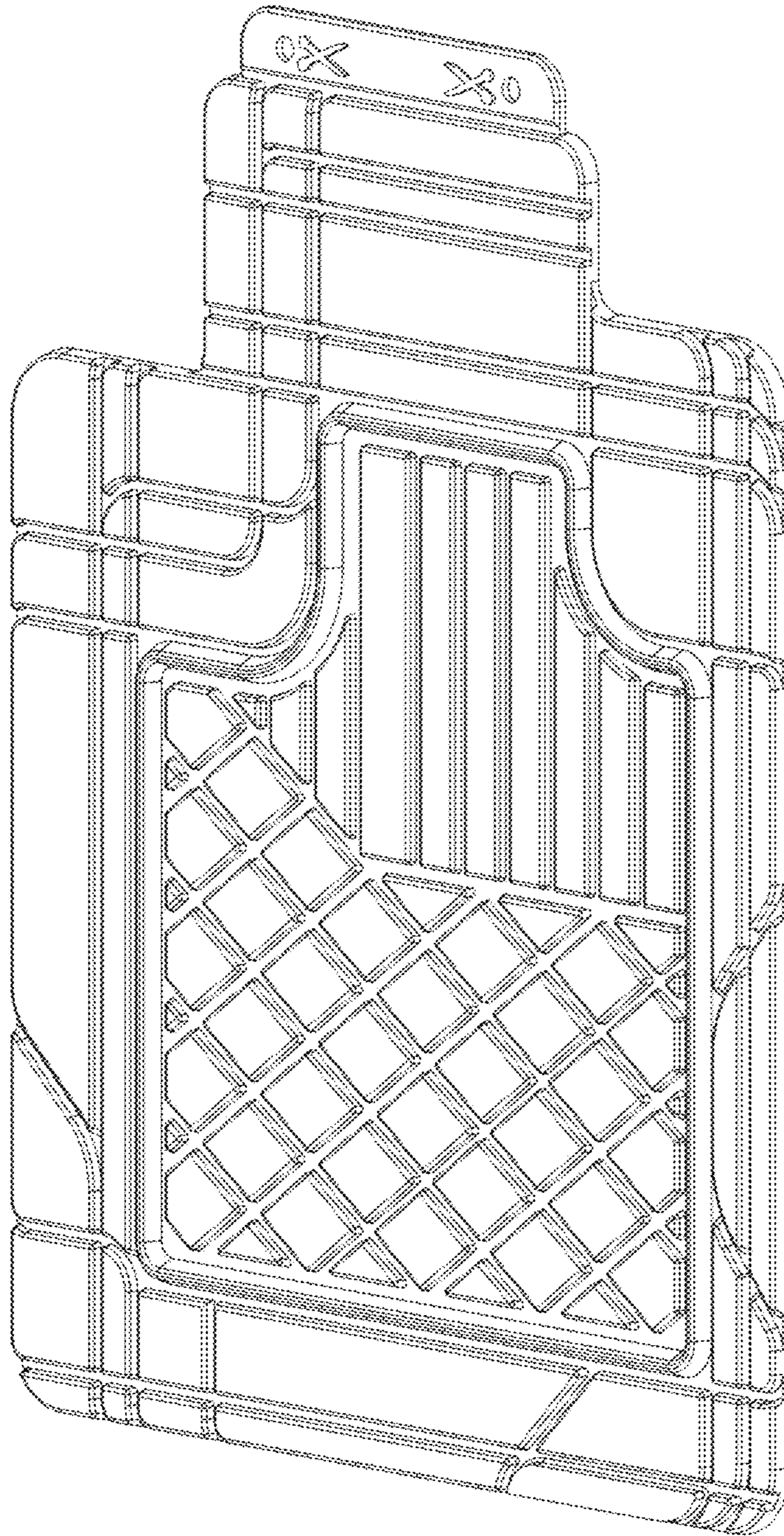
(56) **References Cited**

U.S. PATENT DOCUMENTS

D454,321	S	*	3/2002	Lu	.....	D12/203
D472,511	S	*	4/2003	Lu	.....	D12/203
D508,449	S	*	8/2005	Hussaini	.....	D12/203
D508,450	S	*	8/2005	Hussaini	.....	D12/203
D508,670	S	*	8/2005	Hussaini	.....	D12/203
D529,852	S	*	10/2006	Thom	.....	D12/203
D537,025	S	*	2/2007	Kraines	.....	D12/203
D550,137	S	*	9/2007	Kraines	.....	D12/203
D604,219	S	*	11/2009	Lu	.....	D12/203
D608,709	S	*	1/2010	Masanek, Jr.	.....	D12/203
D610,062	S	*	2/2010	Lu	.....	D12/203
D697,856	S	*	1/2014	Kingsbury	.....	D12/203
D697,857	S	*	1/2014	Kingsbury	.....	D12/203
D698,718	S	*	2/2014	Kingsbury	.....	D12/203
D711,804	S	*	8/2014	Assil	.....	D12/203
D793,317	S	*	8/2017	Alesi	.....	D12/203
D793,933	S	*	8/2017	Alesi	.....	D12/203
D793,934	S	*	8/2017	Alesi	.....	D12/203
D793,935	S	*	8/2017	Alesi	.....	D12/203
D793,936	S	*	8/2017	Alesi	.....	D12/203
D798,210	S	*	9/2017	Ying	.....	D12/203

\* cited by examiner





**FIG. 1**



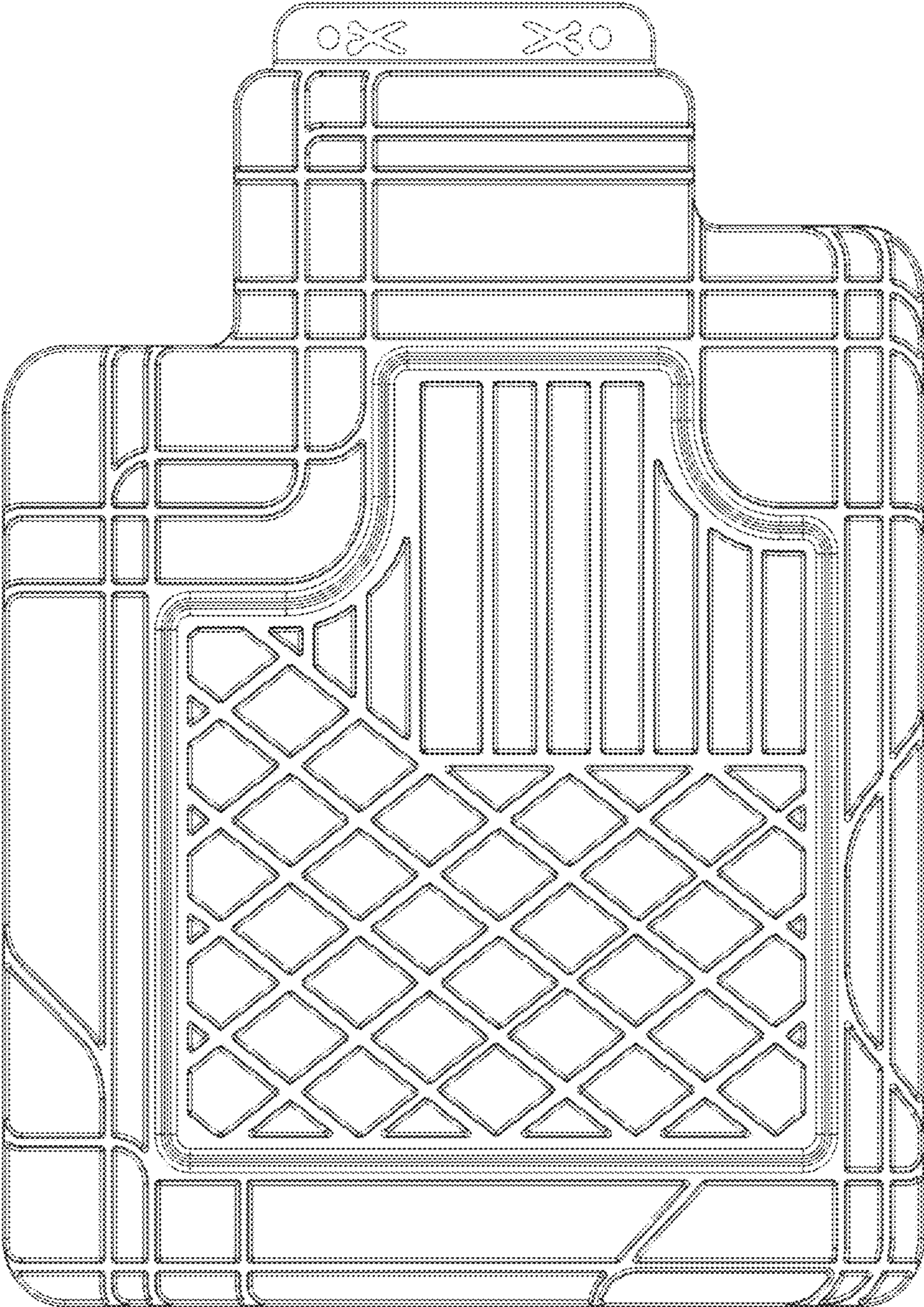
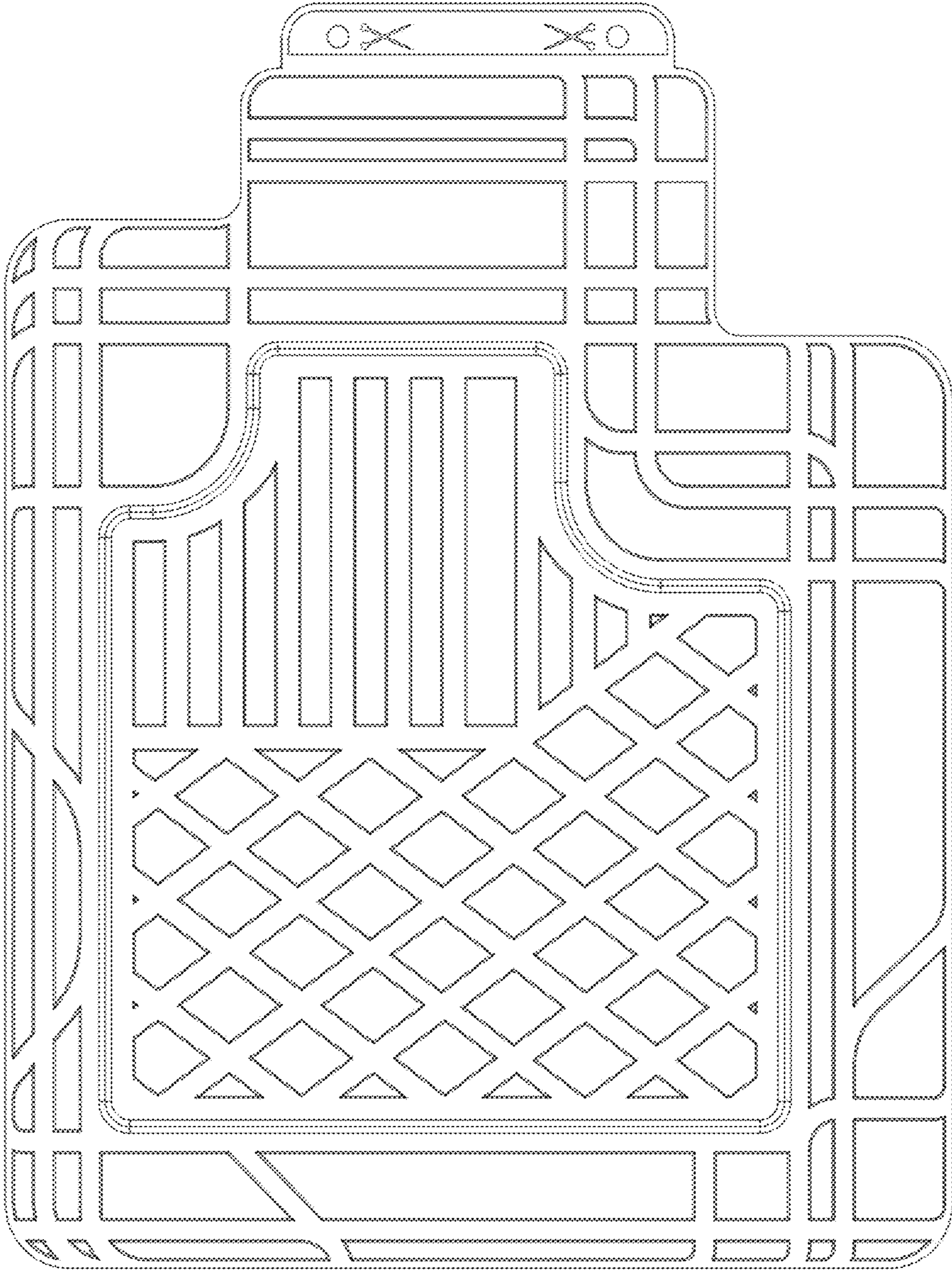
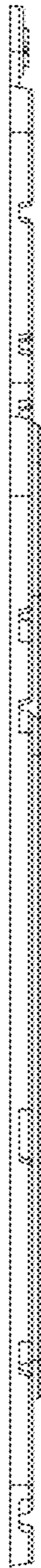


FIG. 2

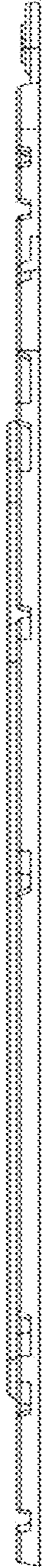





**FIG. 3**



**FIG. 4**




**FIG. 5**



**FIG. 6**





**FIG. 7**

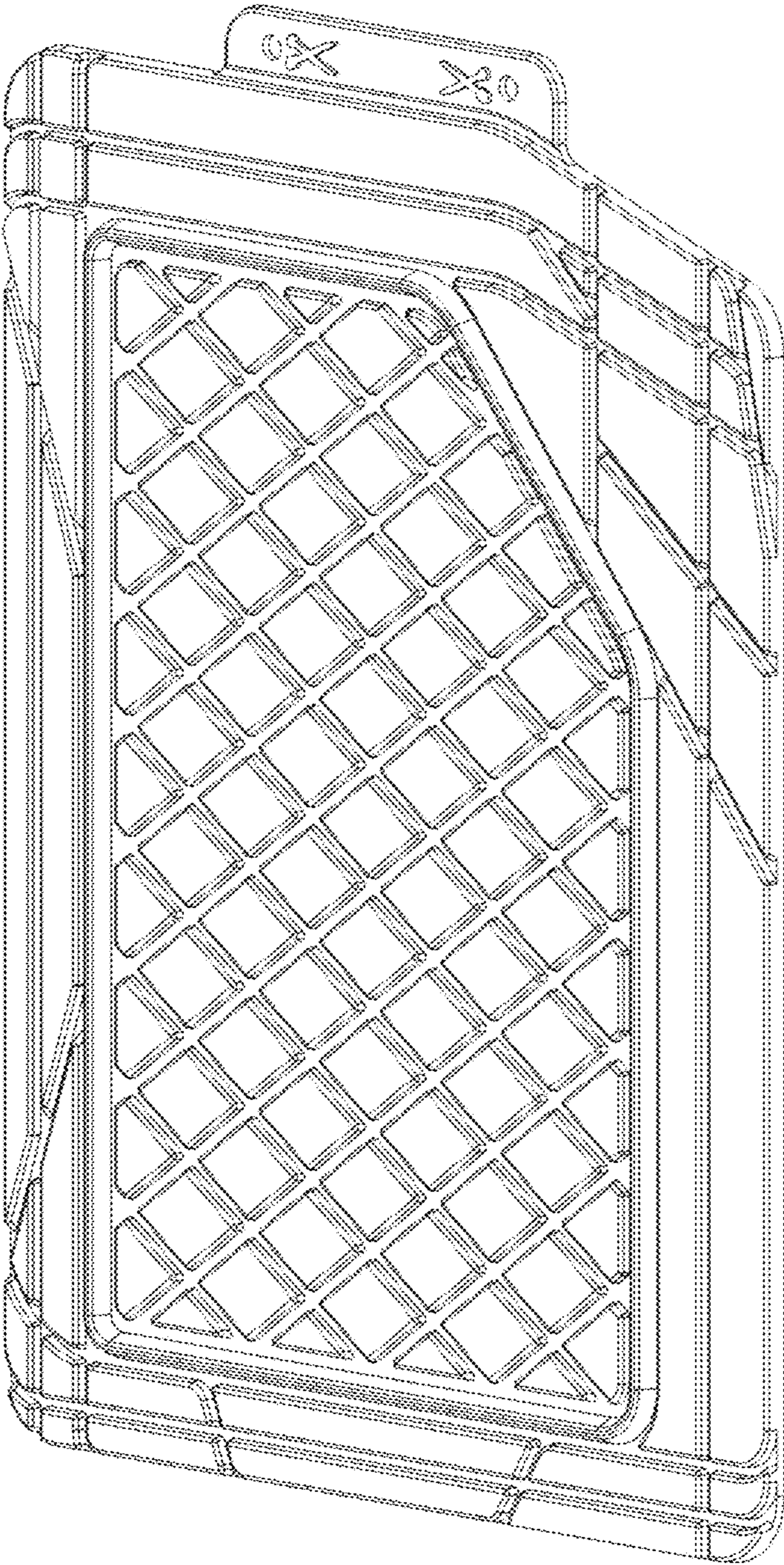
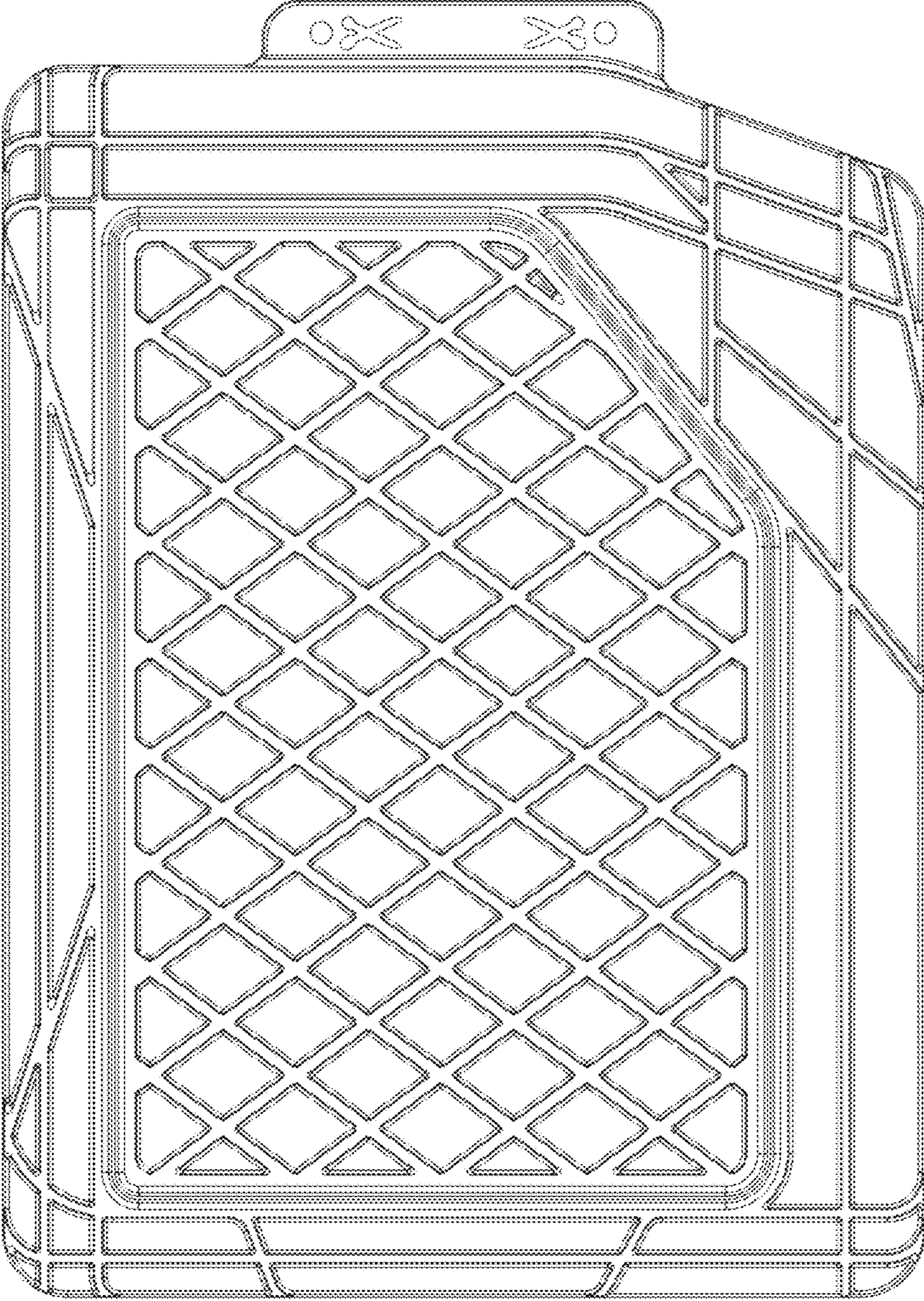


FIG. 8





**FIG. 9**




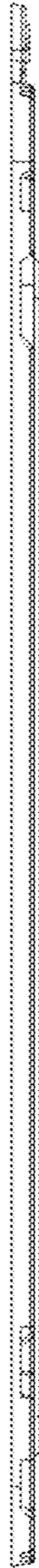



FIG. 10




**FIG. 11**




**FIG. 12**

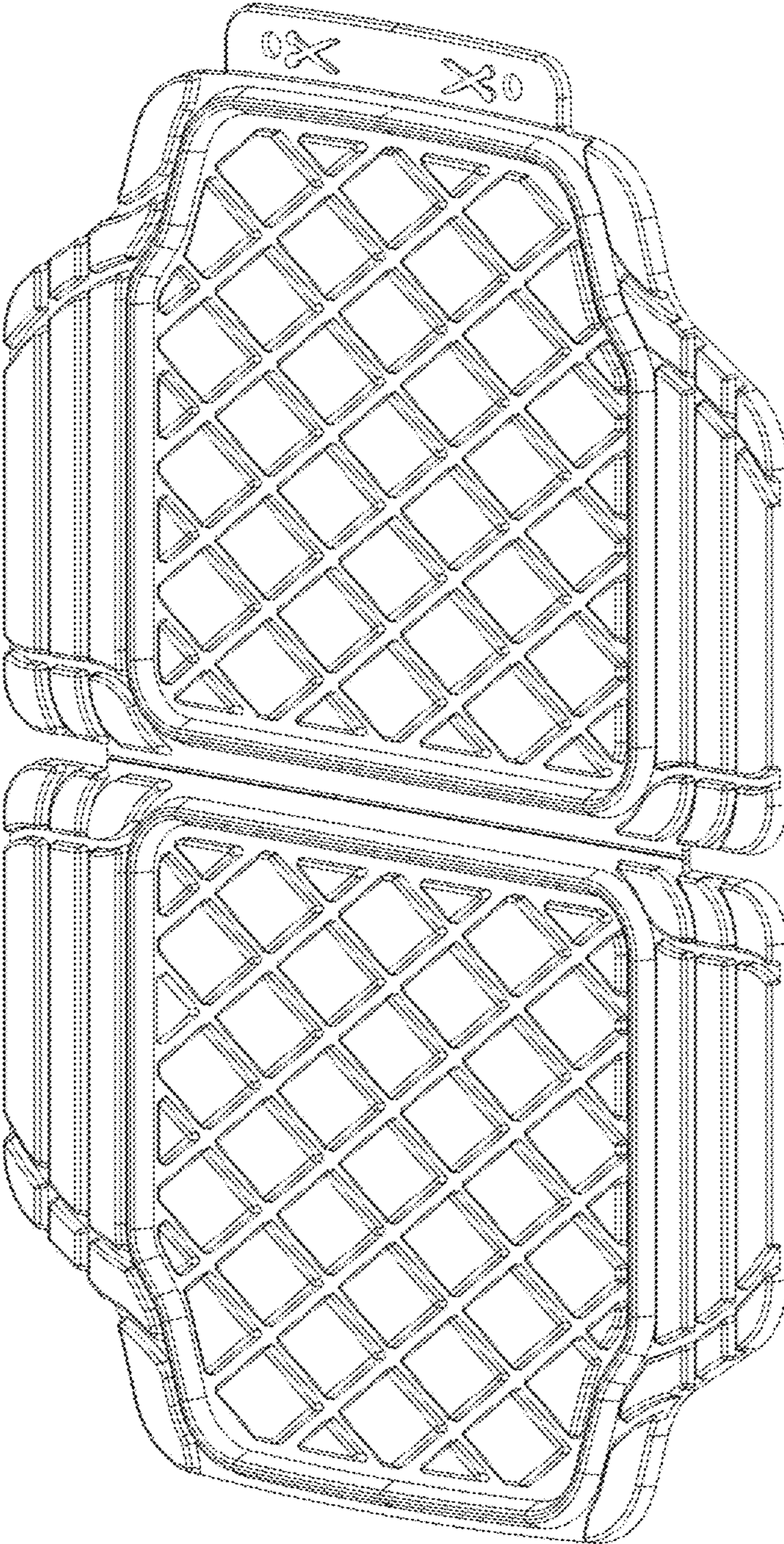




**FIG. 13**



**FIG. 14**



**FIG. 15**



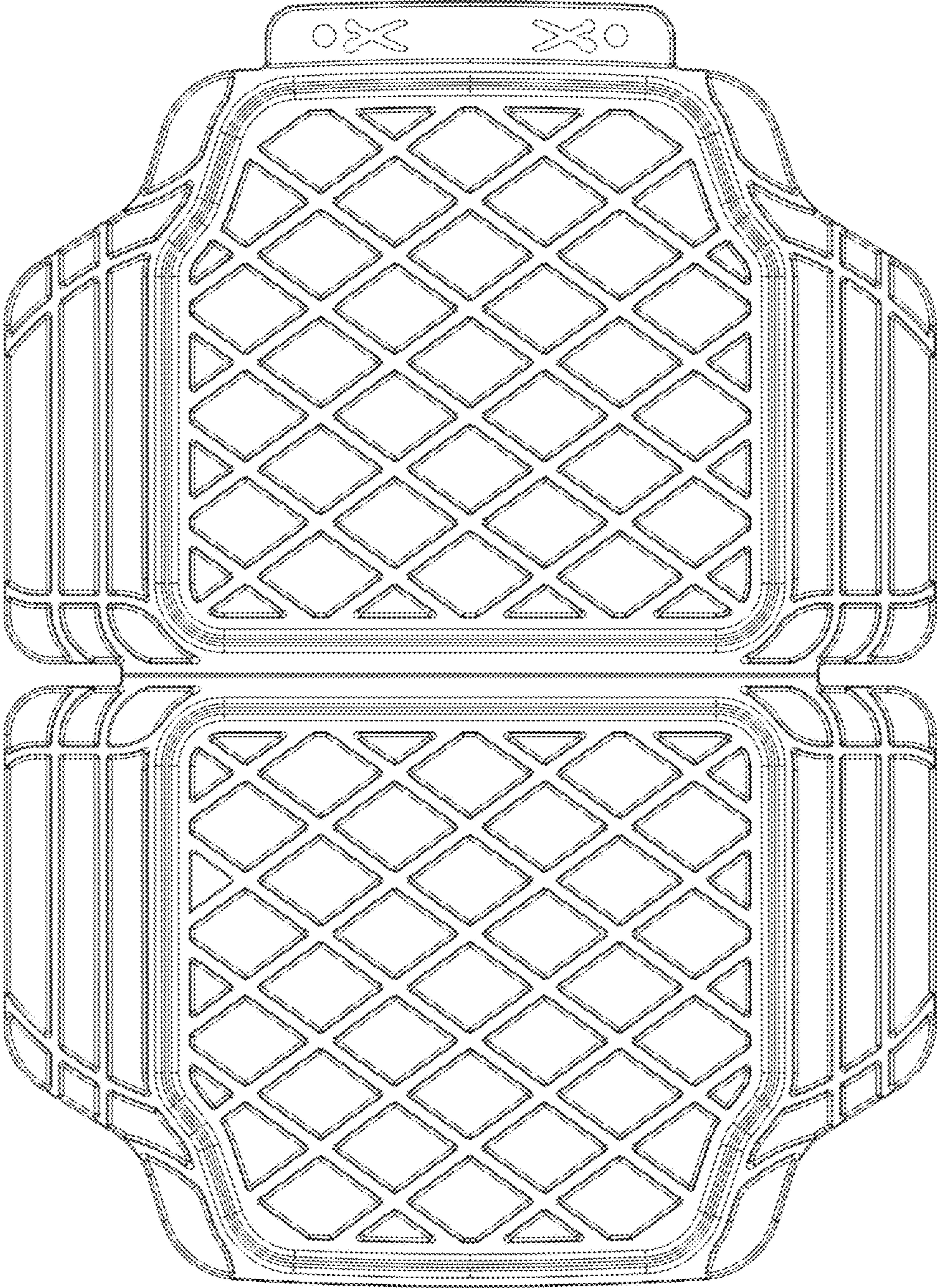


FIG. 16




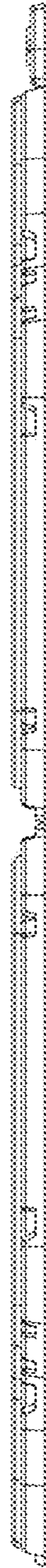


FIG. 17

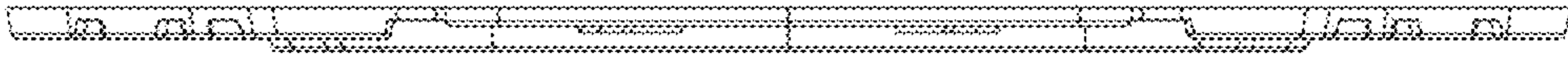


**FIG. 18**






**FIG. 19**



**FIG. 20**



**FIG. 21**